

UC-NRLF




\$B 277 969

ELEMENTARY  
CHEMISTRY


CLARK AND DENNIS

GIFT OF  
PROF. W.B. RISING



EX LIBRIS













# ELEMENTARY CHEMISTRY

BY


F. W. CLARKE

CHIEF CHEMIST OF THE UNITED STATES GEOLOGICAL SURVEY

AND

L. M. DENNIS

PROFESSOR OF INORGANIC AND ANALYTICAL CHEMISTRY  
CORNELL UNIVERSITY



NEW YORK ·· CINCINNATI ·· CHICAGO  
AMERICAN BOOK COMPANY

LD31  
C6

COPYRIGHT, 1902, BY  
F. W. CLARKE AND L. M. DENNIS.

ENTERED AT STATIONERS' HALL, LONDON.

---

ELEMENTARY CHEMISTRY.

W P. 1

TO THE  
AMERICAN



## PREFACE

DURING the past thirty years the position of chemistry as an essential element in higher education has steadily improved. Once it was an occasional study, given in short courses, by text-books and recitations, with experiments performed by the teacher; a method almost absolutely barren of disciplinary value. It was an exercise for the memory, and being unapplied to any definite purpose it was commonly soon forgotten. Now every good high school, preparatory school, and college assigns ample time to chemistry, and laboratory teaching has become well-nigh universal. The latter, indeed, represents a modern development in education, something in which the older systems were lacking; and now the student is taught to observe accurately, to draw correct conclusions from what he sees, and to test experimentally the truth of statements which were formerly accepted without question.

The study of chemistry, then, apart from its scientific and detailed applications, is a training in the interpretation of evidence, and herein lies its chief merit as an instrument of education. In the present volume this idea is constantly kept in mind; and although it is not presented in the form of any mechanical routine, theory and practice, thought and application, are logically kept together. Each generalization is made to follow the evidence upon which it rests, as something which unites the

separate parts into a definite intellectual system, wherein arbitrary speculation has no place whatever. The application of science to human affairs, its utility in modern life, is also given its proper place in this volume; and to many minds this phase of the subject will be the most attractive.

Although this work is accompanied by a laboratory manual, a reasonable number of experiments are described throughout the text for the use of teachers to whom an organized laboratory is unattainable. Nearly all of them are of the simplest character, and many of them can be performed with improvised apparatus constructed from the commonest household materials. Each experiment should be studied for what it signifies; its meaning is to be mastered; and to this end all details of manipulation are wholly subordinate. If an experiment helps the pupil to think, or makes his conceptions clearer, then it fulfills a useful purpose; if it fails in these respects, it is worth no more than the trick of a conjurer.

Two classes of students have been considered by the authors: First, there are those to whom chemistry is only one item in a general education, and who have no thought of going farther. Secondly, there are students who intend to take a more advanced course in chemical training. For the former class the book is sufficiently full; for the latter class it is intended to serve as a legitimate basis for subsequent higher study.

# CONTENTS

## PART I. INORGANIC CHEMISTRY


CHAPTER	PAGE
I. Introduction . . . . .	7
II. The Constitution of Matter . . . . .	13
III. Hydrogen . . . . .	19
IV. Oxygen . . . . .	24
V. Water . . . . .	30
VI. Nitrogen and the Atmosphere . . . . .	45
VII. Some Compounds of Nitrogen . . . . .	53
VIII. Atomic Weights, Chemical Formulæ, and Chemical Calculations . . . . .	63
IX. Carbon . . . . .	74
X. Carbon ( <i>continued</i> ) . . . . .	88
XI. Combination by Volume . . . . .	96
XII. Valency . . . . .	102
XIII. The Chlorine Group . . . . .	108
XIV. The Chlorine Group ( <i>continued</i> ) . . . . .	117
XV. Sulphur . . . . .	125
XVI. Sulphur ( <i>continued</i> ) . . . . .	133
XVII. Phosphorus . . . . .	142
XVIII. Arsenic, Boron, and Silicon . . . . .	149
XIX. Introduction to the Metals . . . . .	161
XX. The Classification of the Elements and the Periodic Law . . . . .	168
XXI. The Metals of the Alkalies . . . . .	172
XXII. Calcium, Strontium, and Barium . . . . .	185



CHAPTER		PAGE
XXIII.	Spectrum Analysis . . . . .	192
XXIV.	Glucinum, Magnesium, Zinc, Cadmium, and Mercury . . . . .	200
XXV.	The Aluminum Group . . . . .	209
XXVI.	The Tetrad Metals . . . . .	217
XXVII.	The Antimony Group . . . . .	224
XXVIII.	The Chromium Group . . . . .	230
XXIX.	The Iron Group . . . . .	238
XXX.	Copper and Silver . . . . .	251
XXXI.	Gold, and the Platinum Group . . . . .	262
PART II. ORGANIC CHEMISTRY		
XXXII.	Preliminary Outline . . . . .	267
XXXIII.	Cyanogen and Carbonyl Compounds . . . . .	273
XXXIV.	The Methane Series . . . . .	278
XXXV.	The Fatty Acids . . . . .	285
XXXVI.	The Olefines . . . . .	292
XXXVII.	Glycerin and the Fats . . . . .	298
XXXVIII.	The Carbohydrates . . . . .	304
XXXIX.	The Benzene Derivatives . . . . .	310
XL.	The Terpenes, Camphors, Alkaloids, and Glucosides . . . . .	318
XLI.	Animal Chemistry — Fermentation . . . . .	324
APPENDIX	. . . . .	329
INDEX	. . . . .	331

# PART I

## INORGANIC CHEMISTRY



### CHAPTER I

#### INTRODUCTION

**Preliminary Statement.** — If we observe nature closely, we shall soon see that two quite different classes of changes are constantly taking place. First, there are the changes which do not affect the essential character of things: like the motion of a body from one spot to another, and the variations between heat and cold, sound and silence, light and darkness, and so on. Secondly, there are the changes which substances undergo in their innermost structure: like the transformation of wood into charcoal, of the constituents of soil and air into the stems and leaves of plants, and a multitude of other similar alterations of different degrees of complexity. Changes of the first class are called physical changes, while the others are known as chemical; and it is with the latter that the science of chemistry has to do.

**Chemical and Physical Change Illustrated.** — For example, a piece of iron may be converted into a magnet and afterwards deprived of its magnetic power, thus acquiring and losing a certain new property without ceasing to be

metallic iron. These changes, which do not affect the nature of the metal as a metal, are physical; and so also are those involved in raising a piece of the iron to a red heat, or in rendering it fluid by melting. But if the iron be placed in a shallow pool of water, so as to be partly covered and partly exposed to the air, it will be slowly transformed into a brownish red substance called rust, and here the alteration is chemical. The iron has ceased to exist as iron, and has become changed into something quite different. Again, water may be frozen into ice, or converted by heat into steam; thus showing its capacity to exist in several different conditions without ceasing to be the same substance. After the ice has melted, and after the steam has cooled, you have again only the original water, nothing more. These changes, therefore, are physical. But, by chemical means, the water may be decomposed into two gases, — oxygen and hydrogen, — each of which differs widely in its properties from water, and neither of which without the other can reproduce water. This transformation of water into something else is a chemical transformation.

The following experiments will serve to illustrate chemical changes: —

EXPERIMENT 1. — Rub together in a mortar a small quantity of iron filings with half its weight of sulphur. No matter how thoroughly the substances are mixed, it is still possible to see the particles of both the iron filings and of the sulphur, and the iron can easily be removed from the mixture by means of a magnet. So far only a mechanical mixture has been formed. Now place some of the mixture in a test tube and heat it to redness in the flame of a Bunsen burner. When the sulphur and the iron become sufficiently hot, they unite and the mass glows vividly. Upon cooling the tube, it will be found that both the iron and the sulphur have disappeared, and in their place is a grayish substance, which is not attracted by the



magnet, and in which a powerful microscope can detect no particle of either of the original bodies. The iron and the sulphur have united to form a *chemical compound*. The properties of this compound are different from those of either the iron or the sulphur, and hence we say that chemical change has taken place.

Many bodies may also be decomposed into simpler substances by the action of heat.

EXPERIMENT 2.—Place a little red mercuric oxide in a dry test tube and heat it carefully over the flame. Small globules of metallic mercury will soon begin to collect on the sides of the test tube above the heated substance. A gas which is different from air will also be given off. This gas is called oxygen, and it may be recognized by the fact that a glowing splinter of wood when inserted into the test tube will burst into flame and burn far more brilliantly than in the outer air. The red mercuric oxide has thus been decomposed into two substances, a gas and a metal.

The decomposition of a chemical substance by the action of heat may be strikingly shown with the aid of copper formate. When the blue crystals of this substance are heated in a test tube, a gas is set free in large quantities and metallic copper remains behind.

A more complicated type of chemical change sometimes results when two compounds act upon each other, forming two new compounds.

EXPERIMENT 3.—Place a small amount of dry potassium iodide and a little dry lead nitrate in a mortar, and grind the two substances together. The mixture will soon begin to change in color, and will finally become yellow. The two compounds have thus acted upon each other, forming new substances, and one of these new substances being yellow, the change is visible to the eye. This is an instance of *double decomposition*, and also is illustrative of a chemical change which takes place without the aid of heat.



FIG. 1.—Union by Heat.

In several ways these experiments are instructive. They show, for example, how wonderfully a chemical change affects the physical properties of things, the properties of a compound being often widely different from those of the substances which have united to produce it. Under proper conditions, black, tasteless, odorless charcoal may be made to unite with yellow, tasteless, odorless sulphur; the product of the union of these two solids being a volatile, colorless, transparent liquid, with a pungent odor and burning taste. A more complete transformation can hardly be imagined.<sup>1</sup>

It will be observed that in two of the foregoing experiments heat is applied: in one case as a decomposing agent, in the other as a means of causing union.

We thus see that *heat* plays a very important part in chemical changes; and, as we go on, we shall find that other agencies, such as light, electricity, etc., are also often involved. In order, then, that a chemical change may be completely understood, three things have to be studied, as follows:—

First, the properties of the substances entering into the change. Secondly, the physical phenomena which occur during the change. Thirdly, the properties of the substances which result from the change.

**Permanency of Matter and Force.**—In such investigations one principle, which underlies all science, must be steadily kept in view. *In no case is anything, either matter or force, ever created or destroyed.* By *matter* is meant anything which occupies space and possesses weight, like iron, wood, water, or air. By *force* is understood any agency capable of producing motion, or of altering the

<sup>1</sup> At this point the teacher will do well to show the class, side by side, a fragment of charcoal, a bit of sulphur, and a bottle of carbon disulphide.

direction of a moving body;<sup>1</sup> and such things as heat, light, electricity, mechanical power, etc., are called forces. When two bodies act upon each other chemically, they do so under the influence of a peculiar force, known variously as chemical affinity, chemical attraction, or, more briefly, chemism. When two substances unite, it is this force which brings them together; when they are separated, this force has to be overcome. In consequence, every chemical change involves some transformation of force, but none is ever created or destroyed. So also with the matter changed: however complicated its alteration may be, no particle is ever lost, no new particle ever appears. When a candle is burned, a series of chemical changes takes place. Heat is developed by chemical action, and a certain amount of matter seems to disappear. But if all the products of combustion, solid or gaseous, be collected and accurately weighed, it will be found that nothing has really vanished. The matter of the candle and of the air in which it burned have acted upon each other chemically, and new substances have been formed; but neither destruction nor creation of matter was possible. It is with the transformations of matter, its *combinations* and *decompositions*, that the chemist has to deal.

**Definition of Chemistry.** — In the light of the foregoing pages we may now frame an intelligible definition as follows: *Chemistry is the science which deals with the composition of substances, together with the combinations and decompositions resulting from their action upon one another under the influence of chemical force.*<sup>2</sup>

<sup>1</sup> For more exhaustive definitions, the works on mechanics and physics may be consulted.

<sup>2</sup> The essential features of this definition may be expressed in a variety of other ways. The pupil will find it a useful exercise to arrange other definitions, so as to see the subject from several different points of view.

**Utility of Chemistry.** — At the beginning of any study the question of its utility is likely to be asked. For chemistry the answer to this question is twofold. First, its value as an educational instrument, as a means of mental discipline, is very great, for it trains the student to experiment, to observe facts accurately, and to draw correct conclusions from what he sees. Secondly, its material advantages are enormous. The discoveries of chemists are now applied to practical use in agriculture, in medicine, and in every great manufacturing industry. By the help of chemistry many substances which were formerly wasted are now rendered useful. For example, from coal tar the most brilliant dyes are made. Our dwellings are now lighted by chemically refined oil and candles, or by chemically made gas; and these are kindled with matches which chemistry has given us in place of the old flint and steel. Our clothing is bleached or dyed by chemical means; metals are extracted from their ores by chemical processes; soap, glass, porcelain, paints, varnishes, etc., have all become better and cheaper than before the chemist studied them. Barren soil is now rendered fruitful by chemical fertilizers; wood is preserved from decay by chemical applications; diseases are checked by chemical disinfectants; and a multitude of chemical preparations aid the physician in alleviating pain. Every art and every industry owes part of its modern advancement to the researches of chemists. Furthermore, certain other sciences, such as physiology and mineralogy, rest to some extent upon chemical foundations, and cannot be properly understood without some knowledge of chemistry.



## CHAPTER II

### THE CONSTITUTION OF MATTER

**Analysis and Synthesis.** — In order to determine the composition of any substance, the chemist may resort to two distinct methods, *analysis* and *synthesis*. By analysis, a body is separated into its component parts, which are then identified. By synthesis these parts may be artificially combined, so as to produce the substance under investigation. For example, the composition of water may be ascertained by dividing it into its two constituents, oxygen and hydrogen; or it may be determined by causing these gases to unite, and proving that by their union water is actually formed. Each method reënforces the other, and strengthens the final conclusion.

**Elements and Compounds.** — In nature the chemist recognizes an almost limitless number of different substances, the composition of which he tries to discover by either or both of the above methods. Besides, he has to deal with a host of artificial bodies; of which so many are theoretically possible that infinity would barely suffice to express their number. In the analysis of all these substances, however, he finds the same component parts continually repeated in various modes of union; and he finally arrives at bodies so simple that they cannot be analyzed further. These simple substances, of which about eighty are now known, he terms *elements*. All other substances, which are formed by the chemical union of elements with one

another, and which are consequently separable into elements by analysis, he calls *compounds*. Thus, the oxygen and hydrogen previously referred to are elements, for by no means within the chemist's control can they be decomposed into simpler bodies; while the water formed by their union is a compound, and is said to be composed of these elements.

**Table of Elements.**—The following table contains a list of the elements which are definitely known. There are others, concerning which our present knowledge is so limited that their inclusion here is unnecessary. New elements are discovered from time to time, usually as constituents of very rare minerals. The use of the "symbols" and the meaning of the "atomic weights" will be explained later.

TABLE I.—ELEMENTS, SYMBOLS, AND ATOMIC WEIGHTS

NAME	SYMBOL	ATOMIC WEIGHT	NAME	SYMBOL	ATOMIC WEIGHT
Aluminum	Al	27 26.9	Cobalt	Co	58.55
Antimony	Sb	119.5	Columbium	Cb	93.0
Argon	A	39.6	Copper	Cu	63.1
Arsenic	As	74.5	Erbium	Er	164.7
Barium	Ba	136.4	Fluorine	F	18.9
Bismuth	Bi	206.5	Gadolinium	Gd	155.8
Boron	B	10.9	Gallium	Ga	69.5
Bromine	Br	79.34	Germanium	Ge	71.9
Cadmium	Cd	111.55	Glucinum	Gl	9.0
Caesium	Cs	131.9	Gold	Au	195.7
Calcium	Ca	39.8	Helium	He	4.0
Carbon	C	11.9	Hydrogen	H	1.0
Cerium	Ce	138.0	Indium	In	113.1
Chlorine	Cl	35.18	Iodine	I	125.89
Chromium	Cr	51.7	Iridium	Ir	191.7

TABLE I. — ELEMENTS, SYMBOLS, AND ATOMIC WEIGHTS  
*Continued*

NAME	SYMBOL	ATOMIC WEIGHT	NAME	SYMBOL	ATOMIC WEIGHT
✓ Iron	Fe	55.5	Scandium	Sc	43.8
<b>Krypton</b>	Kr	81.2	<b>Selenium</b>	Se	78.6
Lanthanum	La	137.6	✓ <b>Silicon</b>	Si	28.2
✓ Lead	Pb	205.36	✓ Silver	Ag	107.11
Lithium	Li	6.97	Sodium	Na	22.88
✓ Magnesium	Mg	24.1	Strontium	Sr	86.95
✓ Manganese	Mn	54.6	✓ <b>Sulphur</b>	S	31.83
✓ Mercury	Hg	198.5	Tantalum	Ta	181.5
Molybdenum	Mo	95.3	<b>Tellurium</b>	Te	126.5
Neodymium	Nd	142.5	Terbium	Tb	158.8
<b>Neon</b>	Ne	19.8	Thallium	Tl	202.6
✓ Nickel	Ni	58.25	Thorium	Th	230.8
✓ Nitrogen	N	13.93	Thulium	Tm	169.4
Osmium	Os	189.6	Tin	Sn	118.1
✓ Oxygen	O	15.88	Titanium	Ti	47.8
Palladium	Pd	106.2	✓ Tungsten	W	182.6
✓ Phosphorus	P	30.75	Uranium	U	237.8
✓ Platinum	Pt	193.4	Vanadium	V	51.0
✓ Potassium	K	38.82	<b>Xenon</b>	Xe	127.0
Praseodymium	Pr	139.4	Ytterbium	Yb	171.9
Rhodium	Rh	102.2	Yttrium	Yt	88.3
Rubidium	Rb	84.75	Zinc	Zn	64.9
Ruthenium	Ru	100.9	✓ Zirconium	Zr	89.7
Samarium	Sm	149.2			

Of these elements, by far the greater number are metallic; like gold, iron, zinc, etc. A smaller number, given in the table in black type, are called nonmetallic; and of these carbon, oxygen, and sulphur are good examples. In the subsequent chapters the latter class of elements will be studied first. Between the metals and the nonmetals,

however, no sharp distinctions can be drawn; arsenic, for example, may be fairly put in either class; the division, therefore, is mainly one of convenience, and is not fundamentally important.

By far the larger number of the elements are rare and unfamiliar except to chemists. Even the commoner substances vary much as regards abundance. In living matter, the matter of which plants and animals are composed, we find chiefly carbon, hydrogen, nitrogen, and oxygen; with less chlorine, sulphur, phosphorus, iron, calcium, etc. In the rocky crust of the earth we find silicon and oxygen, combined with a few metals, making up 99 per cent of the whole mass. A fair estimate of the average composition of the crust, in percentages, is as follows:—

Oxygen .. . . . . .	47.0
Silicon . . . . .	27.9
Aluminum . . . . .	8.1
Iron . . . . .	4.7
Calcium . . . . .	3.5
Magnesium . . . . .	2.5
Potassium . . . . .	2.4
Sodium . . . . .	<u>2.7</u>
	98.8

The remaining 1.2 per cent is to be divided among all the other elements. Their importance to us, however, is not to be measured by their abundance in nature.

**Molecules.**— In order that we may be able to account for many of the properties of matter, we must study its physical constitution still more closely. Take, for example, a piece of iron: when it is heated, it expands, and occupies more space than before; when cooled, it contracts and becomes smaller; although in both cases the actual quantity of iron, as measured by its weight, remains the same. Weight, therefore, or more accurately its *mass*, may be regarded as a constant property of matter, while



volume or bulk is variable. This variability in volume is most easily accounted for upon the supposition that matter, as we ordinarily recognize it, is made up of minute, separate particles, which may be driven farther apart, or crowded closer together by various means. These particles the physicist terms *molecules*, and they are considered to be by all mechanical means indivisible. Every kind of matter is built up of its own characteristic kind of molecules; these are exactly alike, although different from the molecules of every other substance, and they are separated by larger or smaller spaces. They are furthermore supposed to be in more or less rapid motion; and upon this supposition the mathematical theories of heat and electricity are very largely based. Of course, molecules are exceedingly small—so small that we may never be able to see or handle them experimentally. There are, however, abundant reasons for asserting their existence; and it is even possible to calculate from physical data something approximate concerning their size. Evidence can be drawn from several sources showing that about five hundred millions of hydrogen molecules, placed in a row, would form a line only an inch long; or, in other words, there are about two hundred millions to the linear centimeter.

Atoms.—But although molecules are mechanically indivisible, by chemical means we can divide them into smaller particles still. For example, a drop of water may be divided and subdivided until the molecules of water are reached; and each of these will still possess all the properties of water. But water is a compound of two elements, oxygen and hydrogen; and therefore every one of its molecules may be decomposed into these two substances. The smaller portions of oxygen and hydrogen thus recognized

are called *atoms*. The molecule of any chemical compound, then, is a cluster of atoms; and it is only between atoms that the force of chemical attraction comes into play. In future chapters some of the properties of atoms will be considered. For present purposes the following definitions will be found useful:—

*A mass of matter* is any portion of matter which can be recognized by the senses. Every mass is an aggregation of molecules. Masses attract each other by the force of gravitation. The science of mechanics deals with masses and their motions.

*A molecule* is the smallest particle of any substance which can exist in the free state, and in which the characteristic properties of the substance are retained. It is also the smallest portion of matter which can take part in any physical change. The science of molecular physics (including heat, light, and electricity) deals largely with molecules and their motions. Nearly all molecules are clusters of atoms; but, for a very few substances, the molecule and the atom are the same.

*An atom* is the smallest quantity of any substance which can enter into chemical union, or take part in any chemical change. Chemistry may be defined as the science which treats of atoms and their attractions for each other.<sup>1</sup>

<sup>1</sup> This definition may be considered as a supplement to the one given in the preceding chapter.

## CHAPTER III

### HYDROGEN

**Preparation of Hydrogen.** — In the preceding chapters reference has been made to the fact that water is composed of hydrogen and oxygen. We may now study hydrogen, oxygen, and water separately and in detail.

Hydrogen, although it had been obtained and partly examined by several earlier investigators, was first accurately studied by Cavendish in 1766. In 1781 he made the additional discovery that water is the only product of its combustion; and, on account of this fact, Lavoisier gave it its present name, which signifies “water producer.” It may be easily obtained from water as follows: —

**EXPERIMENT 4.** — Wrap a piece of sodium in a small piece of filter paper, grasp it with a pair of crucible tongs, dip it into kerosene, and bring it under the mouth of an inverted test tube containing water. The water is brought into the test tube by simply filling the tube in an upright position, placing the thumb over the open end of the tube and then inverting the test tube in a pan of water. The tube should be completely filled with water. The metallic sodium will at




FIG. 2.—Preparation of Hydrogen with Sodium.

once act upon the water, and bubbles of gas will be set free and will rise in the tube. When the tube is nearly full of gas, its mouth is again closed with the thumb, and it is removed from the pan of water

and turned mouth upward. Upon removing the thumb and instantly lighting the gas with a match or with the flame of the Bunsen burner, the gas in the tube will be seen to burn with a pale bluish flame. This gas is *hydrogen*.

If a piece of sodium is brought directly into contact with water, the action is very violent. It is for the purpose of diminishing this violence that the sodium is wrapped in filter paper and dipped in kerosene, for these two substances allow the water to act upon the sodium only slowly. The test tube should be filled *completely* with water before collecting the hydrogen gas. A mixture of air with hydrogen is dangerously explosive.

In the foregoing experiment the sodium withdraws oxygen from the water, setting hydrogen free. When steam is passed through a gun barrel or piece of gas pipe filled with iron filings and heated to redness, a similar change takes place; the oxygen of the steam being retained by the iron, so that only hydrogen escapes at the farther end of the apparatus. But, for preparing hydrogen in quantity, the subjoined method is the most convenient:—

**EXPERIMENT 5.**— Place a quantity of granulated zinc (prepared by pouring melted zinc from a height of three or four feet into cold

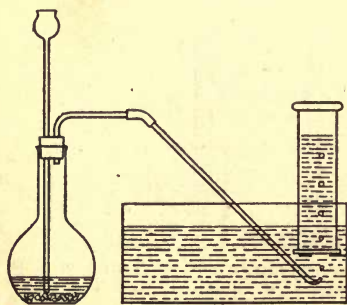


FIG. 3. — Preparation of Hydrogen.

water) in a glass flask (Fig. 3), and cover it with dilute hydrochloric acid. Iron filings may be used instead of zinc, and sulphuric acid in place of hydrochloric. In either case hydrogen will be copiously evolved; and it may be collected over water in a number of small wide-mouthed bottles. The first portions of gas should be allowed to escape, since they will be contaminated with the air which originally

filled the apparatus. By applying a flame to the mouth of one of the little bottles, the inflammability of hydrogen may again be recognized.



**Properties of Hydrogen.** — Hydrogen, when perfectly pure, is a colorless, tasteless, odorless gas. As ordinarily prepared, however, it is apt to be disagreeably scented by impurities derived from the materials used in its manufacture. It is found in nature, in the free state, among the gases exhaled by certain volcanoes; and it is also contained in many meteoric irons. Not only iron, but several other metals also, notably palladium, have the property of absorbing (or *occluding*) considerable quantities of hydrogen. Since metals containing occluded hydrogen exhibit in some degree the properties of alloys, it has been suggested that hydrogen ought to be classed as a metal also; and some chemical reasons, which will be cited farther on, tend to support this view. Hydrogen exists in enormous quantities in the atmosphere of the sun, and in most of the other self-luminous heavenly bodies, its presence there being revealed to us by the spectroscope. It is an important constituent of coal gas; and in the combined state we find it not only in water, but in nearly all animal and vegetable substances, in petroleum, and in a great many artificial products.

We have already seen that hydrogen is inflammable, and that its flame is but feebly luminous.

EXPERIMENT 6. — Generate hydrogen as in Experiment 5; only, instead of collecting it over water, allow it to issue into the air through a long glass

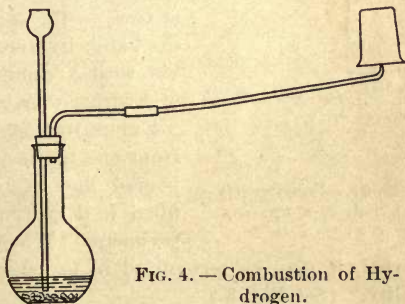


FIG. 4. — Combustion of Hydrogen.

tube drawn out to a fine jet at the end. Allow the gas to escape for some time, until all the air originally contained in the flask has

been expelled; then light the jet of gas and observe the character of the flame. If a coil of platinum wire is inserted in the flame, it will at once become brilliantly white-hot. If the gas is kindled while air remains in the flask, a violent explosion will ensue. By holding a cold test tube inverted over the hydrogen flame, the formation of drops of water as a product of combustion may be observed.

Hydrogen is incapable of supporting respiration; hence, small animals immersed in it soon die. The pure gas may, however, be inhaled to a limited extent without danger. When the lungs are filled with it, even the gruffest voice becomes curiously shrill and hollow.

Hydrogen is the lightest of all known substances. Hence its use in the filling of balloons, although for this purpose coal gas is now more generally employed.

**EXPERIMENT 7.**—Collect the hydrogen from a generating flask in a large bladder, and, when the latter is full, tie it tightly around the neck with string. An inexpensive toy balloon is thus made.

**EXPERIMENT 8.**—Fill a small india rubber gas bag with hydrogen, and attach a clay tobacco pipe to its nozzle by a bit of rubber tube.

The pipe may now be used for blowing soap bubbles, which are filled with hydrogen by a gentle pressure on the bag. The bubbles rise at once to the ceiling, on account of their remarkable lightness. By touching each bubble with a candle flame, the inflammability of hydrogen may be further illustrated.

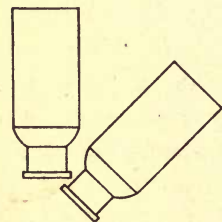


FIG. 5.—Pouring Hydrogen up.

**EXPERIMENT 9.**—Hydrogen may be poured from one bottle into another, but it must be poured *upward*. One of the small bottles filled in Experiment 5 will do for this experiment. When the gas has been transferred, it may be recognized in the second bottle by its inflammability. (See Fig. 5.)

**Weight of Hydrogen.**—The weight of one liter (or cubic decimeter) of hydrogen, measured at the temperature of

0° C., and under a barometric pressure of 760 mm., is only 0.0899 gram.<sup>1</sup> This weight is called a *crith*, and is an important unit of weight in all gas calculations. In the subjoined table it is compared with the weight of equal bulks of air, water, and platinum — the latter being the heaviest substance known.

One cubic decimeter of hydrogen weighs	0.0899 gram.
One cubic decimeter of air weighs	1.2933 gram.
One cubic decimeter of water weighs	1000.0000 gram.
One cubic decimeter of platinum weighs	21500.0000 gram.

Hence, air is 14.43 times, water a little over 11,000 times, and platinum about 240,000 times heavier than hydrogen.

**Liquefaction and Solidification of Hydrogen.** — By intense cold and great pressure, all gases may be condensed to liquids, and even frozen into the solid state. Thus hydrogen, at about 250° below the centigrade zero, becomes a colorless liquid. At - 256° it solidifies to a snowlike mass. This is nearly the lowest temperature which has yet been obtained, and it is doubtful whether we shall ever be able to get much lower. Just as water can exist in the three states of ice, liquid, and steam, so every element is capable of assuming either of the three forms, solid, liquid, or gaseous; and this is true of many compounds also. The temperature at which a solid melts or becomes liquid is definite for each substance; and so, too, is the boiling point or temperature of vaporization.<sup>2</sup> These important facts will be brought out more distinctly as we consider other substances than hydrogen.

<sup>1</sup> Tables of metric weights and measures, and of the different thermometric scales, may be found in the Appendix.

<sup>2</sup> The effect of pressure in changing boiling or melting points is here purposely left out of account.

## CHAPTER IV

### OXYGEN

**Occurrence of Oxygen.** — Oxygen, which was discovered by Priestley in 1774, and a little later, but independently, by Scheele, is the most abundant of all the elements. Uncombined, but mixed with nitrogen, it constitutes one fifth of the atmosphere; combined, it forms eight ninths of the material composing water, and nearly half the weight of all the rocks. It is also a very important constituent of animal and vegetable matter.

**Preparation of Oxygen.** — Oxygen was originally prepared ~~by heating mercuric oxide~~ (see Experiment 2), mercury being left behind, while the oxygen was given off. This method, however, is inconvenient, and is now replaced in ordinary practice by the following cheaper process: —

EXPERIMENT 10. — Take a stout test tube, or, better, a piece of glass combustion tubing sealed at one end, and close its mouth with a perforated cork, through which is inserted a delivery tube, also of glass. Mix thoroughly upon a sheet of paper equal weights of potassium chlorate and manganese dioxide, taking care that both are perfectly pure and dry. Fill the test tube one third full with this mixture, and heat carefully over a spirit lamp or a Bunsen gas burner. Oxygen will be given off copiously, and may be collected either in a rubber gas bag or in several bottles over water in the pneumatic trough. When oxygen is to be prepared in large quantities, a copper or iron retort or glass flask is used instead of a glass tube. (Fig. 6.) For safety, several precautions ought to be observed. First, it is well to heat the manganese dioxide to redness in an iron dish before



using it, in order to burn out any deleterious impurities. If particles of organic matter or charcoal are present, a dangerous explosion may ensue. Secondly, the upper portions of the mixture in the tube should be heated first, and later the lower portions. Thirdly, the heat should be so regulated that the oxygen will be given off in a steady, tranquil stream, not in sudden gusts, explosively.

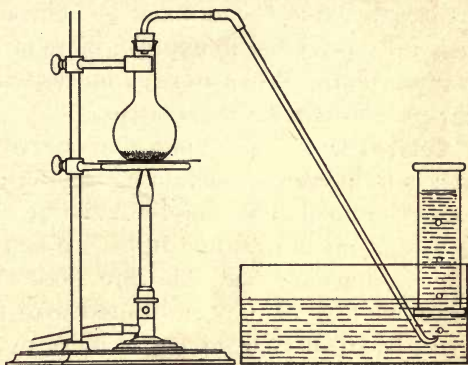


FIG. 6. — Preparation of Oxygen.

In this experiment the potassium chlorate, which consists of potassium, chlorine, and oxygen chemically combined, is decomposed; the oxygen being set free, while potassium chloride, a compound of potassium and chlorine, remains behind. The manganese dioxide undergoes no change whatsoever, but it facilitates the decomposition of the potassium chlorate. Several other processes for the preparation of oxygen are in use to some extent, and one or two of them will be referred to in another place.

**Properties of Oxygen.** — Oxygen is a colorless, tasteless, odorless gas, nearly sixteen times heavier than hydrogen, and somewhat heavier than air. By great cold and pressure it can be condensed to a slightly bluish liquid, and it may also be solidified by reducing the temperature still further. Liquid oxygen boils at  $-181.4^{\circ}$  C.

It unites with all the other elements except fluorine, and its compounds with them are called *oxides*. For example, when oxygen combines with zinc it forms zinc

oxide; with copper, copper oxide; with iron, iron oxide, etc. Water, in chemical nomenclature, can be called hydrogen oxide. The names of chemical compounds are generally intended to express, more or less perfectly, their composition. When oxygen unites with other substances the process is termed *oxidation*.

**Combustion.** — The most characteristic property of oxygen is its power of sustaining combustion. In nearly all cases combustion is merely oxidation accompanied by the development of heat and light. When oxygen is excluded from a burning body the fire goes out. In the air we have one fifth of oxygen diluted with four fifths of nitrogen, the latter element being inert and exerting no direct influence upon combustion whatever. Naturally, combustion takes place much more vividly in pure oxygen than it does in diluted oxygen (or air), as the following easy experiments will show: —

**EXPERIMENT 11.** — Blow out a lighted candle, leaving a glowing spark at the end of the wick. Lower the candle into a bottle or jar of oxygen, and the wick will relight, burning far more brightly than before.

**EXPERIMENT 12.** — Charcoal burns in the air without flame, with only a dull red glow. Plunge a bit of ignited charcoal into a jar of oxygen and it will burn brilliantly.

**EXPERIMENT 13.** — Kindle a bit of sulphur in a deflagrating spoon and note the insignificant flame. Now lower it into pure oxygen, and the combustion will become exceedingly vivid (Fig. 7).

**EXPERIMENT 14.** — Repeat the last experiment, using a much larger jar of oxygen, and burning phosphorus instead of sulphur. The combustion will be so dazzlingly brilliant that the experiment has sometimes been fancifully called "the phosphoric sun."

**EXPERIMENT 15.** — Some substances which do not



FIG. 7. — Combustion in Oxygen.

ordinarily burn in air burn easily in pure oxygen. For example, if a piece of iron wire, such as is used for hanging pictures, is heated and dipped into a little powdered sulphur, and the sulphur is then ignited, the wire will burn brilliantly when lowered into oxygen. A shower of sparks will be sent forth, and particles of the melted metal will drop to the bottom of the bottle. To prevent these drops of molten metal from cracking the glass, it is well to cover the bottom of the bottle with a little water.

**Respiration.** — Oxygen is also essential to respiration. Exclude it from the lungs, and death follows, as in cases of drowning, when the lungs become filled with water. Inclose a small animal in a limited volume of air, and it lives only until the supply of oxygen contained in it is exhausted. In pure oxygen it will live much longer, but the vital processes will go on too violently and rapidly, and death will result.<sup>1</sup> Even the fishes need oxygen, and they secure it through their gills from the air which is dissolved in the water. In a shallow pool insufficiently supplied with air a fish will soon die.

Oxygen is administered by physicians to a certain extent as a remedy in cases of impeded breathing. A croupy or asthmatic patient, for instance, cannot get enough air for proper respiration; but upon breathing a little pure oxygen he will experience great relief. When the lungs are filled with oxygen instead of air, it is possible to “hold the breath” much longer than ordinarily — a fact which might be used by divers. Oxygen is now made for sale in most of our large cities. It is used chiefly in the calcium light (see next chapter), and is stored up under compression in strong iron cylinders.

<sup>1</sup> In the chapter upon carbon the phenomena of combustion and respiration will be treated more fully.

**Solubility in Water.** — The fact that oxygen dissolves somewhat in water, as hinted in a preceding paragraph, is one of vast importance in the economy of nature. In the falling of the rain, the agitation of the waves, and the flowing of streams, water is being constantly charged with fresh supplies of air. The oxygen thus absorbed at once attacks the decaying animal and vegetable matter which is continually flowing into rivers, lakes, and oceans, and by a process of slow combustion literally burns it up. Thus oxygen becomes a great disinfectant, transforming noxious substances into simpler and harmless compounds, and keeping the waters of our planet always sweet and clean. In a similar way it oxidizes injurious vapors in the air, and is effective in the removal of all kinds of corruption from the face of the earth. All decay involves the phenomenon of oxidation.

**Allotropy.** — Many elements, and possibly all of them, are capable of existing in more than one modification. For example, carbon exists as charcoal, as graphite or "black lead," and as diamond; and similar properties are strikingly displayed by phosphorus and sulphur. This phenomenon is called *allotropy*, and charcoal, graphite, and diamond are termed *allotropic* modifications of carbon.

**Ozone.** — When an electrical machine is rapidly worked, or when a series of electrical sparks are passed through air, a peculiar odor, somewhat like that of burning sulphur, soon becomes noticeable. This odor is due to the formation of an allotropic modification of oxygen, to which the name of *ozone* has been given.

**EXPERIMENT 16.** — Suspend a freshly scraped stick of phosphorus in a jar containing a little water, so that it shall be partly immersed. It will slowly oxidize; and soon the air in the jar will acquire the peculiar odor of ozone.



Ozone has properties quite unlike those of ordinary oxygen. It not only has a characteristic suffocating odor, but it exhibits a remarkable chemical activity, attacking and tarnishing metals like silver and mercury, which common oxygen does not affect at all. It bleaches many vegetable colors, like indigo, deodorizes putrefying animal matter, and corrodes such substances as cork, India rubber, etc. A common test for it is paper soaked in a solution of potassium iodide and starch. Moist slips of such paper, exposed to the action of ozone, turn blue, because the ozone liberates iodine from the potassium iodide, and iodine forms a blue compound with starch.

In ordinary experiments only a very small portion of any mass of oxygen can be transformed into ozone. The transformation is, however, attended by a shrinkage in the volume of the oxygen, so that ozone is really oxygen in a more concentrated state. Three liters of oxygen would yield, if wholly converted into ozone, only two liters of the latter; whence it is easy to see that, bulk for bulk, ozone is half as heavy again as oxygen. The full significance of this fact will appear in a later chapter. By intense cold ozone is easily condensed to a liquid, which has a deep indigo-blue color, and is less volatile than liquefied oxygen.

Ozone is continually being produced in nature, both by the electric discharges which take place during thunderstorms, and by the many phenomena of slow oxidation which may be observed in the vegetable kingdom. It undoubtedly plays an important part in the world as a natural disinfectant, but upon this point much remains to be discovered. It has been used as a disinfectant in sick rooms and hospitals, but for such purposes other substances are more convenient.

## CHAPTER V

### WATER

X **Combination of Hydrogen and Oxygen.** — Although oxygen and hydrogen gases may be mixed together in any proportions, they unite chemically to form only two real compounds, both of which at ordinary temperatures are liquids. One contains exactly twice as much oxygen as the other, and on this account the names hydrogen monoxide and hydrogen dioxide are respectively applied to them. In chemical nomenclature numeral prefixes have to be frequently employed.

When oxygen and hydrogen combine directly, that is, without the intervention of other substances, only hydrogen monoxide, or water, is produced. The dioxide is prepared by indirect, roundabout processes.

The formation of water from oxygen and hydrogen may be brought about either by the passage of an electric spark through the mixed gases, or by the agency of heat. Whenever hydrogen or any compound of hydrogen is burned, water is produced, as was partly demonstrated in Experiment 6. All ordinary illuminating materials, such as coal gas, oils, candles, etc., contain hydrogen; and if a piece of cold porcelain be held for a moment over their flames, the deposition of moisture will show that water is actually formed.

Under ordinary circumstances the combustion of hydrogen takes place quietly, but if it be burned in pure oxygen, some extraordinary phenomena may be observed.

**EXPERIMENT 17.**— Attach a clay pipe to a bag or gas holder containing oxygen, and with it blow a small soap bubble. Now connect the pipe with a separate bag of hydrogen, and blow about twice as much of this gas into the bubble. Let the bubble float free from the pipe, and touch it with a lighted candle. It will explode with a violent report. If a heap of bubbles be thus blown in a common tin basin and ignited, the explosion will be deafening. Complete success in this experiment requires that the bulk of hydrogen used should be just double that of the oxygen. With different proportions the result is less striking. Only small quantities of the gases should be used. Serious accidents have happened from the ignition of large mixtures of oxygen and hydrogen. Even coal gas and common air will give a powerfully explosive mixture, fully as dangerous as gunpowder. This is shown by the terrible explosions which sometimes occur when a light is carelessly carried into a room in which gas has been escaping.

**Heat of Combination.**— This experiment shows us that the formation of water from its elements is attended by a remarkable development of force or energy. This force may be best measured in the form of heat, and it is found that more heat is produced in this chemical change than in any other chemical change whatever. The usual unit of heat is the quantity of heat needed to raise the temperature of one gram of water from  $0^{\circ}$  to  $1^{\circ}$  C., and in the combustion of one gram of hydrogen 34,462 such units of heat are set free. A gram of charcoal, burning, yields only 8080 heat units—a figure in striking contrast with the foregoing. When hydrogen burns in ordinary air, just as much heat is developed as if the combustion took place in pure oxygen, but the temperature of the flame is lower—partly because the heat is generated more slowly, and partly because much of it is expended in warming the nitrogen with which the oxygen of the atmosphere is diluted. By using pure oxygen instead of air, an enormously high temperature may be attained and utilized.

Every chemical change is attended by a definite liberation or absorption of heat. An extensive department of chemistry, called thermochemistry, is devoted to the study of this subject, and hundreds of changes have been carefully measured. The study of thermochemistry, however, is suited only to very advanced courses.

**Oxyhydrogen Blowpipe.** — Although mixtures of oxygen and hydrogen explode violently when ignited, the two gases may be made to burn together quietly by mingling them just at the moment of combustion. This is done in the oxyhydrogen blowpipe invented by Dr. Hare. In this apparatus the oxygen and hydrogen are contained in two separate bags or cylinders. They are mixed just at the tip of the burner (Fig. 8), which consists of two tubes,

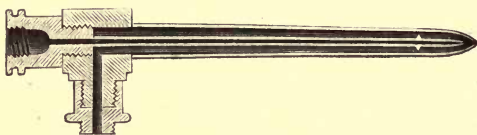


FIG. 8. — Oxyhydrogen Blowpipe Tip.

one within the other. Through the central or inner tube oxygen is allowed to flow, while the outer tube connects with the hydrogen reservoir. The hydrogen is first turned on and kindled, then the oxygen is admitted; the flow of both gases being carefully regulated by stopcocks, or by changing the pressure on the bags. The flame, although almost nonluminous, is intensely hot. Platinum, for example, melts like wax before this blowpipe, although in the hottest furnace it only softens. In the metallurgy of platinum this fact is utilized. Some metals, like silver, are vaporized by the heat of the oxyhydrogen jet, while others burn in it brilliantly. A steel file, for instance, is easily consumed, sending forth a magnificent shower of sparks as it burns.



When any substance capable of resisting the exceedingly high temperature is inserted in the oxyhydrogen flame, it becomes intensely luminous. This fact is applied in the calcium light, now extensively used in stereopticon exhibitions and for theatrical effects. This light consists simply of a small cylinder of common lime, upon which the flame of the blowpipe is allowed to play. It rivals the electric light in brilliancy.

**Composition of Water.** — Up to this point we have been considering only the *qualitative* composition of water, and the phenomena attending its formation. We now need to enter upon *quantitative* discussions, both as to the volumes and the weights of the oxygen and hydrogen which unite.

Whenever a current of electricity is passed through a liquid capable of conducting it, that liquid, if compound, will be decomposed. This method of decomposition is known as *electrolysis*. Pure water is not a conductor of electricity, but by adding to it a few drops of sulphuric acid it becomes one, and is then capable of electrolytic analysis.

**EXPERIMENT 18.** — Fill and invert two test tubes in a vessel of water slightly acidulated with sulphuric acid. Now bring under their mouths the two terminal wires of a small galvanic battery, best of a couple of Grove, Bunsen, or Daniell cells (Fig. 9). Bubbles of gas will slowly form (more rapidly with a more powerful battery) and rise into the test tubes, displacing the water which they at first contained. Allow this action to continue until enough gas has accumulated for convenient examination, and notice that one tube contains just twice as much as the other. By applying a match to the more voluminous gas it may be identified as hydrogen, while by plunging an ignited splinter of wood into the contents of the other tube oxygen may at once be recognized. By analysis,

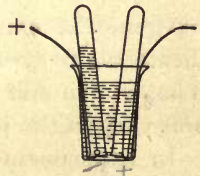


FIG. 9. — Electrolysis of Water.

therefore, water yields two volumes of hydrogen to one of oxygen. In this experiment the wire that is connected with the + pole should be of platinum where it projects upward into the test tube.

The foregoing method of analysis is not rigidly exact, for the reason that traces of the gases evolved, and rather more of the oxygen than of the hydrogen, remain dissolved in the water. Synthetic methods, though more difficult, give more accurate results.

When an electric spark, either from an electrical machine, a Leyden jar, or an induction coil, is passed through a mixture of hydrogen and oxygen, the two gases unite with an explosion. For quantitative purposes this experiment is usually performed in a graduated glass tube, called a eudiometer, and the spark is transmitted between two platinum wires which are melted into the glass at the closed upper end (Fig. 10). In such a tube the gases can be accurately measured; and it is found that when just two volumes of hydrogen and one of oxygen are taken the union is complete. If the mixture of gases contains more than two thirds hydrogen or more than one third oxygen, the excess of either element simply serves to dilute the rest, and remains unaltered after the explosion. The oxygen and hydrogen under these circumstances *combine only* in the proportions above indicated.<sup>1</sup>



FIG. 10. — Eudiometer.

In experiments upon the union of gases by volume an important question always arises; namely, Is the volume

<sup>1</sup> For class-room illustration this experiment may be roughly performed with improvised apparatus, so far as demonstrating the effect of an electric spark is concerned. *Accurate* work is hardly possible under such circumstances.

$$\frac{O}{H} = \frac{16}{1}$$

$$24 = 160$$

$$H = 80$$

of the product the same as that of the original mixture, or does condensation occur? Suppose, for example, that two liters of hydrogen combine with one liter of oxygen, and that we measure the volume of the resulting water in the form of steam. We shall find that, if we compare the steam with the component gases at identical temperatures and under the same pressure, only two liters of steam have been formed. In other words, the three original volumes of elementary gases have condensed to two volumes during union. When we come to consider this fact in its relations to other facts farther on, we shall see that it has a very important bearing upon the theories of chemistry. For the present we may use it to determine the weight of steam as compared with that of hydrogen. One volume of oxygen weighs about sixteen<sup>1</sup> times as much as an equal volume of hydrogen. Hence the three volumes of elementary gases which unite to form water must weigh  $1 + 1 + 16 = 18$  times as much as one volume of hydrogen. But this is also the weight of two volumes of steam, so that one volume of steam must weigh half as much, and be nine times heavier than hydrogen. Furthermore, these figures give us the composition of water by weight. The one volume of oxygen must be eight times as heavy as the two volumes of hydrogen, and accordingly water consists of one part by weight of the latter element to eight parts of the former. This ratio of one to eight is more commonly written two to sixteen, for reasons which will appear in a later chapter.

The different phenomena and substances with which chemistry has to deal are so intimately connected one

<sup>1</sup> The exact number is not 16, but 15.88. The even number, however, is near enough to the truth for present purposes. Evidently  $1 + 1 + 15.88 = 17.88$ , and half this is 8.94.

with another that it is always desirable to verify important facts by several distinct lines of investigation. Since the composition of water is a matter of very great importance, we cannot rest content with the *volumetric* analysis and synthesis given above, much as they confirm each other, but we must make use of other modes of demonstration also. For the composition of water by weight we have so far only an indirect estimation; and for additional proof an actual synthesis by weight must be resorted to. This is most easily accomplished with the aid of copper oxide, a substance containing a definite quantity of oxygen in a condition suited to our purposes.

EXPERIMENT 19. — Place a quantity of dry copper oxide in a tube of hard glass, and connect the latter, held almost horizontally, with the exit tube of a cylinder containing a little strong sulphuric acid. Join the inlet tube of the cylinder with the delivery tube of a flask in which hydrogen is being generated (Fig. 11). When the apparatus is full of

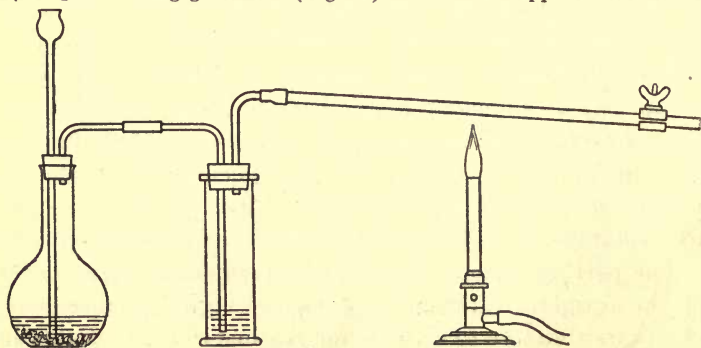


FIG. 11. — Synthesis of Water.

hydrogen, so that an explosion due to admixed air may be no longer feared, heat the copper oxide carefully to near redness. As the hydrogen streams over it, oxygen will be withdrawn and water will be formed, which, as steam, will issue from the farther end of the tube. When the operation is complete, all of the black oxide will have been reduced to pure, bright, metallic copper.



This experiment, with some delicate refinements, gives us the means for ascertaining the weight composition of water. We have only to weigh the copper oxide before the experiment, and afterwards to weigh the remaining metallic copper and the water which has been formed, and all the necessary data are at our disposal. The difference between the weights of the copper oxide and the copper is plainly the weight of the oxygen in the water produced. This weight subtracted from that of the water, gives us, of course, the weight of the hydrogen. By this method, water is found to contain, by weight, —

88.81 per cent of oxygen
11.19 per cent of hydrogen
<hr style="width: 100%; border: 0.5px solid black;"/>
100.00 total

These figures give us, in accordance with those calculated from the volumes of the two gases, the ratio of one to eight, or two to sixteen, between the weights of oxygen and hydrogen in water. Water, then, contains, by volume, two of hydrogen to one of oxygen, these three volumes being condensed by union into two. By weight it contains two parts of hydrogen and sixteen (or 15.88 more precisely) of oxygen — figures which we shall have occasion to use repeatedly hereafter.<sup>1</sup>

**Properties of Water.** — Water, or hydrogen monoxide, is a transparent, tasteless, odorless liquid. In small quantities, it appears colorless also, but in thick layers it is found to have a decided blue tint. Its physical properties are of the highest importance, inasmuch as they furnish

<sup>1</sup> In the most accurate experiments upon the composition of water the gases themselves, oxygen and hydrogen, have been separately weighed, and the water produced has been weighed also. Experiments of this class are exceedingly difficult.

some of the most convenient standards with which to compare those of other substances. ~~X~~ Our thermometric scales, for example, depend upon the boiling of water and the melting of ice; the boiling point being taken as one standard of temperature and the melting point as another. In the centigrade scale, which alone is used in this book, the temperature at which ice melts or water freezes is arbitrarily put at zero, while the boiling point is given the value of  $100^{\circ}$ . The interval between is divided into one hundred equal parts, and similar degrees are marked off for temperatures above or below the two standards. The Fahrenheit scale, which is the one in common use, assumes  $32^{\circ}$  for the freezing point of water and  $212^{\circ}$  for the boiling point, dividing the space between into one hundred and eighty degrees.

When boiled, water yields a larger volume of vapor than any other known liquid. One liter of water, measured at  $0^{\circ}$  C., converted into steam at  $100^{\circ}$ , will give 1696 l. of the latter. Hence the common expression that "a cubic inch of water yields a cubic foot of steam" is approximately true. But few other liquids out of the hundreds known give even one third as great a volume of vapor.

**Ice.** — Upon cooling, water again behaves remarkably. It contracts regularly until the temperature of  $4^{\circ}$  is reached, at which degree it attains its *maximum density*. Cooled still further, it expands, and at  $0^{\circ}$  it solidifies into ice, undergoing another more sudden expansion. It is this expansive force which breaks bottles and pitchers in which water is allowed to freeze, and which gives to frost its great power in disintegrating rocks. Because of the expansion, ice is lighter than water and floats upon it; were it to sink, fresh surfaces of liquid would be exposed to

freezing during winter, until our lakes and rivers were frozen solid. Such masses of ice could not be melted by the summer's heat, fish life would become impossible, and the temperate zones would in time be almost frigid. When the vapor of water is suddenly chilled, snow is formed, and every flake exhibits a regular crystalline




FIG. 12. — Snowflake Crystals.

structure. Each snow crystal is a symmetrical, six-pointed star, one varying from another only in minor particulars (Fig. 12). Form is as distinct a property of substances as color, taste, or smell; and every solid has its own characteristic shape, in which, if left to themselves, its molecules become arranged in accordance with rigid mathematical laws.

**Standard of Weight.** — As regards weight, water is again an important standard. In the metric system the unit of weight is the gram; and this is defined as the weight of a

cubic centimeter of water measured at its temperature of maximum density. A cubic decimeter of water, or a liter, weighs just a thousand grams, or one kilogram. The most exact weights and measures, therefore, depend for their accuracy upon a precise knowledge of some of the properties of water.

**Specific Gravity.**— In dealing with solids and liquids, specific gravity or density is always referred to water as the unit of comparison. If a body is twice as heavy as water, bulk for bulk, its specific gravity is said to be two; if five times heavier, it is expressed by five, and so on. For example, a cubic centimeter of iron weighs 7.8 g., and its specific gravity is 7.8; a cubic centimeter of mercury weighs 13.6 g., and its specific gravity is 13.6. When, therefore, the specific gravity of a solid or liquid is stated, the figure given expresses also the weight of one cubic centimeter of the substance in grams; a fact which simplifies many chemical calculations. The specific gravity of a gas or vapor, however, is not referred to water as unity, but to hydrogen or air. This point will be considered more fully in a later chapter.<sup>1</sup>

**Water as a Solvent.**— As a solvent, water far exceeds every other liquid known. Certain liquids, like alcohol or chloroform, will dissolve some substances which water cannot attack, but in the long run water leads them all. As a general rule, with comparatively few exceptions, solids dissolve more easily in hot water than in cold. Gases, on the other hand, are more soluble in cold water.

<sup>1</sup> Some of this material belongs more properly in a work on physics, so that fuller discussion is impracticable here. Such physical data as have chemical importance are introduced here and there throughout this volume. For the methods by which specific gravity is measured, any good elementary treatise on physics may be consulted.



Some substances, like sugar, dissolve easily and in large quantity in water ; others, as for example gypsum, dissolve but sparingly; but for each one there is a limit beyond which solubility cannot go. These facts may advantageously be verified by the student with self-devised experiments upon salt, sugar, alum, and such other soluble bodies as may happen to be most readily available.

**Impurities of Water.** — Because of its great solvent properties, natural water is never strictly pure. Rain water contains gaseous impurities, and even traces of solid matter dissolved in it; while river, spring, well, and lake waters absorb a variety of substances from the soil. Evaporate any ordinary drinking water to dryness on a slip of clean, bright platinum foil, and you will obtain visible traces of a solid residue. In sea water, salt lakes, and mineral springs, saline substances are present in large quantities. Effervescent waters, like Apollinaris, Vichy, and the waters of the Saratoga springs, are also heavily charged with a well-known gas, carbon dioxide or carbonic acid. Waters nearly free from solid ingredients are called *soft* waters. Waters containing much lime in solution are called *hard*. Perfectly pure water is so tasteless as to seem insipid and undrinkable. Only after it has been *aërated* by exposure to the air does it become palatable.

**Filtration.** — Water may be readily freed from suspended sediments either by settling in large tanks or by filtration. On the large scale it is best filtered by allowing it to percolate through layers of charcoal and sand, but in the laboratory filters of paper are commonly used. A circular sheet of unsized paper is doubled, and then folded again at right angles to the crease first made. By lifting one of the folds away from the other three, a hollow cone of paper is obtained which will fit snugly to the sides of a

glass funnel. When water containing sediment is poured upon this filter, the suspended solids are retained by the

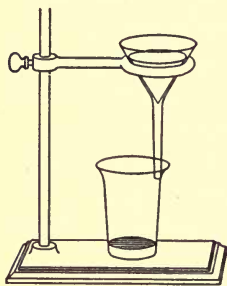


FIG. 13. — Filtration.

paper, and the liquid is transmitted clear (Fig. 13). Some of the very fine sediments, such as are found in many river waters, cannot, however, be removed by filter paper. For household use, in order to secure good drinking water, more elaborate filters are employed. These generally depend for their efficiency upon cylinders of unglazed, porous porcelain, through whose walls the water,

but not the sediment, can pass. The sediment collects upon the sides of the cylinder, which requires cleaning from time to time.

**Distillation.** — In order to obtain water free from dissolved impurities, resort must be had to distillation. This




FIG. 14. — Distillation.

process consists simply in boiling the water away, and then condensing and collecting it from the steam. Distil-

latory apparatus may be made after a great variety of patterns, according to the exact use to which it is to be applied. For school purposes, a glass retort will suffice, arranged as shown in Fig. 14. The retort, mounted on a convenient stand, is half filled with water and heated by a lamp placed below. To diminish the danger of breaking, the bottom of the retort should be separated from the direct flame by a sheet of fine wire gauze. The neck of the retort dips into a flask called a receiver, which, together with the neck, is kept cold by the application of wet cloths. When the water in the retort is boiled, the steam passes over to be condensed in the receiver.<sup>1</sup> From gaseous impurities water may be freed by simple boiling.

**Combinations of Water.** — Water is capable of entering into chemical union with many other substances. A great number of crystalline salts contain definite quantities of it, in a condition known as *water of crystallization*. Heat a crystal of alum in a glass tube, and it will give off water, which may be recognized by its condensing in drops on the cooler parts of the tube above. Sulphate of copper (blue vitriol) owes its brilliant blue color to water of crystallization. Upon carefully heating one of the blue crystals it will become white; and after standing a while it will regain its color by absorption of water from the atmosphere. Many substances have this power of absorbing water from the air. A bit of calcium chloride, left in an open vessel for a few days, will become wet, and in time will even liquefy, so much water is taken up. This phenomenon is called *deliquescence*. When a body *loses* water spontaneously it is said to *effloresce*. Many minerals contain

<sup>1</sup> The authors purposely describe the apparatus in its very simplest form. Schools having more elaborate appliances will of course use them.

water of crystallization, and water is an essential and important constituent of all animals and vegetables.

**Hydrogen Dioxide.** — The second compound of hydrogen and oxygen, hydrogen dioxide,<sup>1</sup> is a very interesting substance, but hardly important enough for extended description here. It is a liquid nearly half as heavy again as water, and it actively bleaches vegetable colors. As a powerful oxidizer it behaves very much like ozone. It is somewhat used as an antiseptic and disinfectant by physicians; and it is also employed in removing the yellow stains from old prints or engravings. In analytical chemistry it also has important applications. It contains two parts, by weight, of hydrogen united with thirty-two of oxygen, as compared with the sixteen parts of the latter which we found in water.

<sup>1</sup> Frequently known, especially in commerce, as peroxide of hydrogen.



## CHAPTER VI

### NITROGEN AND THE ATMOSPHERE

**Preparation of Nitrogen.**— Nitrogen, which was discovered by Rutherford in 1772, occurs abundantly in the atmosphere, and also as an important constituent of animal and vegetable matter. It is furthermore contained in very many artificial substances; as, for example, nitric acid, ammonia, saltpeter, nitroglycerine, and so on. In the air it is found to be mixed with oxygen; and it is most readily isolated by simply withdrawing the latter element from it.

**EXPERIMENT 20.**— Dry a small piece of phosphorus by pressing it quickly with filter paper, and place it in a porcelain crucible. Float this in a deep pan half filled with water. Light the phosphorus by touching it with a hot wire and then cover it with a large bell jar. The phosphorus in burning unites with the oxygen of the air and there is formed a white solid which is oxide of phosphorus. This substance first appears as white fumes coming off from the burning phosphorus, but it gradually dissolves in the water, and at last nothing remains above the water except quite pure nitrogen.

Nitrogen may also be prepared by a sort of reversal of Experiment 19. In that experiment, copper oxide was heated in a stream of hydrogen; water being formed, and metallic copper remaining behind. Now, by heating the copper to redness and passing over it a slow but steady current of air, copper oxide will be reproduced, and only nitrogen will issue from the farther end of

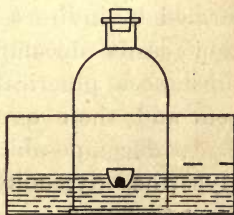


FIG. 15. — Preparation of Nitrogen.

the tube. There, by means of a delivery tube made to dip under water, it may be collected in jars and further investigated. There are several other processes for the preparation of nitrogen, but they need no description here.

**Properties of Nitrogen.** — In the free state nitrogen is one of the least interesting of the elements. It is a colorless gas, fourteen times heavier than hydrogen, and having neither taste nor odor. It is incapable of supporting either life or combustion; a lighted candle plunged in it is extinguished; an animal immersed in it immediately dies. Its occurrence in the air, however, shows that it is not poisonous; it kills, not by any deleterious action, but simply because it lacks the power of keeping up the vital processes; when it fills the lungs, the necessary oxygen is excluded.

By cold and pressure nitrogen can be both liquefied and solidified. The solid melts at  $-214^{\circ}$ , and the liquid boils at  $-194^{\circ}$ .

Nitrogen combines directly with comparatively few of the other elements, such as boron, silicon, magnesium, and the rare metals titanium and tungsten. Its important compounds with oxygen, hydrogen, and so on, are all formed by indirect processes, and, as a general rule, are very easily decomposed. Nearly all of the explosive substances practically in use are compounds of nitrogen, and their explosiveness is a consequence of this ready decomposability. Gunpowder, guncotton, nitroglycerine, dynamite, and fulminating powder are all cases in point.

**Air.** — The composition of air, which may be approximately put at one fifth oxygen with four fifths nitrogen, is more precisely given in the following percentages: —

	BY WEIGHT	BY VOLUME
Oxygen . . . . .	23.0	20.8
Nitrogen, including argon . . . . .	77.0	79.2
	100.0	100.0

In a rough way the composition by volume may be verified in a class experiment, as follows:—

EXPERIMENT 21.— Invert an empty graduated test tube over a dish filled with water. Clean a small piece of phosphorus by scraping it under water. (*Note.*— In handling phosphorus, never touch it with the fingers. Always cut it under water, holding it with crucible tongs while so doing.) Push through it the end of a bent iron wire, and pass the phosphorus up into the tube in the manner shown in Fig. 16. Allow the tube to stand in this position for several hours. The phosphorus will slowly unite with the oxygen in the tube, and the water will gradually rise until but four fifths of the original air remains. A lighted match plunged into this remaining gas will be extinguished, showing it to be nitrogen.

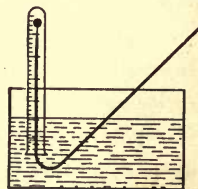


FIG. 16.— Analysis of Air.

**Air a Mixture.**— Air is only a mixture— not a chemical compound. This will appear more clearly after we study the true oxides of nitrogen in the next chapter. Still, some considerations bearing upon this point may well be offered here. If we artificially mix oxygen and nitrogen gases in the proper proportions, the mixture will have all the characteristic properties of air, and yet none of the usual phenomena which attend chemical union will be manifest. Furthermore, although air is practically constant in its composition, whether taken from the tops of mountains or the depths of valleys, from near the Equator

or in the Arctic zone, it does exhibit slight variations which can be detected by refined analyses. After air has been dissolved in water its composition is quite materially changed; for oxygen is more soluble than nitrogen. If air were a compound, such a change in the proportions of the two gases would be impossible.

**The Atmosphere.** — In speaking of *air* we always mean the gaseous mixture above described, which is 14.43 times as heavy as hydrogen. In the *atmosphere* around us, however, several other substances occur, but in widely varying proportions. First, the vapor of water is always present, and plays an important part in determining the character of a climate. Secondly, *carbon dioxide* is invariably to be found, in quantities ranging from three to seven volumes in ten thousand volumes of air. The average amount in the open country is about four volumes; at sea the proportion is less, and near large towns it is greater. Any quantity over seven volumes is objectionable, and is to be regarded as an unwholesome impurity. Small as these proportions are, the total quantity of carbon-dioxide in the atmosphere is enormous; and amounts to more than would be produced by the combustion of all the animal and vegetable matter upon the face of the earth. When we come to study carbon, we shall see that the carbon dioxide of the atmosphere has an important bearing upon the growth of plants. Thirdly, ammonia in minute traces is a regular constituent of the atmosphere. This, frequently combined with nitric acid, is brought down to the earth by snow and rain, and serves to supply plants with a considerable part of their nitrogen. All of these ingredients of the atmosphere, with traces of hydrogen and probably also ozone, are essential, and necessary in the economy of nature. With them various accidental im-



purities are frequently found, products of putrefaction, of combustion, and so on.

**Argon.**—Still another group of substances, unknown until 1895, has been found in atmospheric air. At that time Lord Rayleigh observed that the nitrogen obtained from the atmosphere was slightly heavier than nitrogen from chemical sources, and he sought to discover the cause of difference. Working in coöperation with Professor Ramsay, he soon found that the atmospheric nitrogen contained about one part in a hundred of another gas, whose existence had been hitherto unsuspected. To this gas the name *argon* was given, a word of Greek origin signifying inert.

Argon, which forms less than one per cent of the atmosphere, is a colorless, odorless gas, about twenty times heavier than hydrogen. Its most remarkable feature is its chemical inactivity; and so far it has not been made to combine with any other element. Still more recently, Ramsay has found three other new gases in air, to which he has given the names krypton, neon, and xenon. Like argon they are all chemically inactive, and are recognizable only by their differences in specific gravity and their optical properties. They occur only in very minute quantities, and very little is known about them. Still another gas of the same character was found by Ramsay in the rare mineral uraninite, and this is the element helium. This substance is only twice as heavy as hydrogen, and next to hydrogen it is the lightest gas known.

**Liquid Air.**—We have already seen that oxygen and nitrogen are both reducible to the liquid state; and this fact is also true of their mixture, air. This was first done by subjecting the air to great pressure and at the same time surrounding it with refrigerating substances. A

simpler and less expensive process has, however, since been devised. It is based upon the fact that a gas under great pressure will absorb heat when it is allowed to expand, and if this expansion is caused to take place in a suitable vessel, the temperature will be steadily reduced until a point is reached at which the entering air which is under great pressure will be changed to a liquid, and can be drawn off in that form. Figure 17 shows a simple form of machine for producing liquid air. By means of the compressor *A*, air is forced into the steel cylinder *B* until it has reached a pressure of 100 pounds to the square inch. It is, of course, heated by being thus compressed, but it is cooled down to the room temperature by surrounding the cylinder with a jacket containing cold running water. The air passes from the cylinder *B* into the other three cylinders marked *C*, the pressure in the second cylinder rising to 200 pounds to the square inch, in the third to 1000 pounds, and in the fourth to 4000 pounds. It is then allowed to escape from the last cylinder through the small copper pipe *D*, a part of this pipe being coiled and immersed in cold water in the pail *E* to make sure that the air is cooled to the temperature of the room. From *D* the air under this high pressure passes into the steel cylinder *F*, which is filled with pieces of sodium hydroxide, which serves to remove the carbon dioxide and moisture. The dry air then passes into the liquefier *G*. It is here allowed to expand through long coils of small copper tubing and then to escape into the air. This expansion gradually cools off *G* until a very low temperature is reached. The air which then enters *G* under heavy pressure is immediately brought to this low temperature, and is thus changed to the liquid state, and is drawn off in this condition at *H*. When air is once in

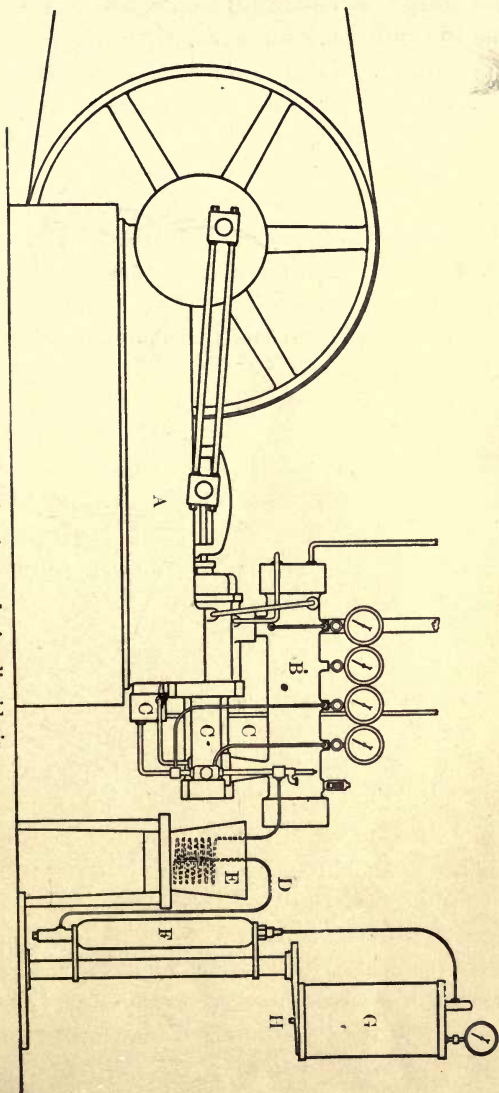


Fig. 17. — Machine for producing liquid air.

the liquid form it is curiously stable, and can be carried in open cans to quite long distances with only moderate loss from evaporation. It appears as a clear, nearly colorless liquid, a little heavier than water, and it possesses some remarkable properties. Its temperature is not far from  $-200^{\circ}$ ; india rubber immersed in it becomes as brittle as glass, and metallic lead becomes stiff and rigid; but copper retains its pliability. When it evaporates, the nitrogen, since it has a lower boiling point, passes off first, leaving behind most of the oxygen in the liquid condition. Probably oxygen may be prepared for commercial uses by the evaporation of liquid air.



## CHAPTER VII

### SOME COMPOUNDS OF NITROGEN

THE compounds formed by the union of nitrogen with hydrogen and oxygen are extremely important and interesting, both from a practical and from a theoretical point of view.

**Compounds with Hydrogen.** — With hydrogen alone, nitrogen forms three distinct compounds, of which ammonia is the most important. We have already observed that this body occurs in minute quantities in the atmosphere; it is also found in rain and river waters and in all fertile soils. It is continually produced in nature by the decomposition of animal matter, and it may be prepared artificially by distilling refuse scraps of horn, hoofs, bones, or hair. In the manufacture of illuminating gas, it is developed from the nitrogen contained in the coal, and it is retained by the water through which the gas is passed on its way to the gas holders. The ammoniacal solution thus obtained is now the chief commercial source of ammonia. It is first mixed with sulphuric acid, forming a substance known as ammonium sulphate, which is used to some extent as a fertilizer. This compound, heated with lime, evolves ammonia copiously.

EXPERIMENT 22. — Rub together in a mortar a fragment of sal ammoniac (ammonium chloride), a bit of lime, and a few drops of water. Ammonia will be set free, and may be recognized by its smell. All compounds of ammonia behave in the same way; so that treat-

ment with lime or boiling with lime water affords a ready means of testing for this substance.

**EXPERIMENT 23.**—Mix some dry ammonium chloride with an equal weight of slaked lime, and transfer the mixture to a glass flask of about 250 cc. capacity. Insert in the neck of the flask a stopper carrying a delivery tube bent at a right angle (Fig. 18). Upon heating the flask, ammonia will freely be given off, and, as it is lighter than air, it can be collected by holding over the end of the delivery tube a dry bottle or test tube. It cannot be collected in the usual manner, over water, because of the solubility of ammonia in water.

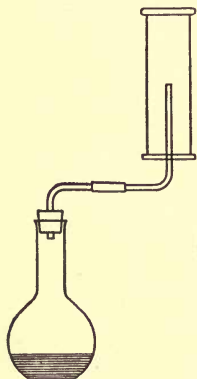


FIG. 18.—Preparation of Ammonia.

**Ammonia.**—Ammonia, thus prepared, is a colorless gas of a peculiar, characteristic, very pungent odor. Under ordinary circumstances it is neither combustible nor a supporter of combustion; but in an atmosphere of oxygen it burns with a yellow flame. By

weight it is composed of 13.93 parts of nitrogen united with three of hydrogen; or, by bulk, one volume of the former gas to three of the latter. These four volumes condense to two in the compound, the ammonia formed being about  $8\frac{1}{2}$  times heavier than hydrogen. These figures carry weighty significance, which will appear in the next chapter.

**Aqua Ammonia.**—Ammonia is extremely soluble in water, particularly when the latter is cold. At the temperature of  $0^{\circ}$  C., 1 cc. of water will absorb 1148 cc. of the gas; while at  $15^{\circ}$  only 783 cc. will be taken up. This solubility may be illustrated by lowering into water the mouth of one of the tubes filled with ammonia during Experiment 23. The water will absorb the gas almost

instantaneously, and will suddenly rise to take its place in the tube.

The aqueous solution of ammonia is the common *aqua ammonia*, ammonia water, or spirits of hartshorn of the shops. The last name reminds us that ammonia was at one time prepared from the horns of deer. Ammonia water is used to some extent in medicine, and has many important applications in chemical manufactures. It varies much in strength, but it always has the characteristic odor of the gas, and is strongly alkaline. It is also caustic; and, when strong, readily blisters the skin. When boiled it gives off its gaseous ammonia. The latter, by cold and great pressure, is easily condensed to a colorless liquid, which, when the pressure is released, rapidly evaporates, producing intense cold. This fact is applied in machines for making artificial ice; all of which depend upon the principle that a liquid, in evaporating, absorbs heat from surrounding objects. Liquefied gases evaporate suddenly, and therefore absorb heat suddenly.

For refrigeration on a very large scale, as in a packing house for meats or in a warehouse for cold storage, the evaporation of ammonia is made to chill great quantities of brine, which circulates through coils of pipes. Just as hot water can be made to heat a building, so the chilled brine is used for cooling. The evaporated ammonia is collected in suitable holders, when it can be condensed to liquid over again; and so the same lot of material is used for repeated operations.

The two other compounds of nitrogen and hydrogen are hydrazin and hydronitric acid. Both are gases which are obtainable by rather complex processes. They will be considered more fully in a later chapter.

**Nitric Acid.** — With oxygen, nitrogen unites in five different proportions; and two of its oxides combine further with water to form two well-known acids. Since




FIG. 19.

nitric acid is the most convenient starting point for the preparation of all these other compounds; it may properly be the next substance to engage our attention.

EXPERIMENT 24. — Arrange a retort and receiver as in Fig. 19. Put a weighed quantity of saltpeter (potassium nitrate) in the retort, pour over it an equal weight of strong sulphuric acid, and heat. Nitric acid will distill over and collect in the test tube, this tube being immersed in a beaker of cold water to keep it cool; a white solid, potassium hydrogen sulphate, will remain behind in the retort.

In the commercial manufacture of nitric acid, sodium nitrate is used instead of saltpeter, being cheaper. But any nitrate, distilled with sulphuric acid, will yield nitric acid in the same way. Nitrates are simply the compounds formed by nitric acid with the various metals and bases, and all have names similar to those mentioned above. Sulphuric acid is stronger than nitric acid, and displaces it from its compounds, forming sulphates instead. Such names as silver nitrate, lead nitrate, copper sulphate, and zinc sulphate, are good examples of this kind of nomenclature. Similarly, carbonic acid forms carbonates; boric acid, borates; phosphoric acid, phosphates; acetic acid, acetates; and so on.

Nitric acid, when pure, is a colorless liquid of specific gravity 1.52. Commonly it is somewhat yellow, from the



presence, as an impurity, of one of the oxides of nitrogen. This impurity can be removed by blowing a current of air through the acid. The acid has a suffocating odor, an intensely sour taste, and is exceedingly corrosive. It attacks all ordinary metals except gold and platinum; and, indeed, dissolves most of them. Hence the early chemists gave it the name of *aqua fortis*, or "strong water." Applied to the skin, it produces yellow stains, which wear off only after several days; and, if strong, it causes corrosion as painful as a burn. Physicians use it somewhat as a caustic; it is employed in etching copper plates for engravings; and it has important applications in refining the precious metals, in making nitroglycerine, guncotton, the aniline dyes, and so on. The following experiments with nitric acid will be found instructive:—

EXPERIMENT 25.—Cover a piece of bright sheet copper with a thin coating of wax. Scratch a design through the wax with a sharp needle. Now pour over the sheet a little nitric acid, previously diluted with an equal bulk of water, and after a few minutes wash it off again. Upon cleaning off the wax the design will be found to be etched into the copper.

EXPERIMENT 26.—Cover a bit of lead in a glass or porcelain dish with nitric acid diluted as before. Reddish fumes will be given off, and the metal will dissolve. If the solution be allowed to stand for a while, or if it be boiled down somewhat, it will deposit white crystals of lead nitrate.<sup>1</sup> These can be used, if time permits, in a repetition of Experiment 25 for the preparation of nitric acid.

EXPERIMENT 27.—Pour dilute nitric acid over a few clippings of quill, bits of white feather, or fibers of white silk. They will be stained a permanent yellow.

EXPERIMENT 28.—Put a fragment of any nitrate into a test tube, and dissolve it in the smallest possible quantity of water. Add to the solution, cautiously, an equal bulk of strong sulphuric acid, and allow

<sup>1</sup> This experiment may be varied by using other metals and getting other nitrates. Any common metal will do, except tin or antimony. These will be converted into white, insoluble oxides.

the mixture, which has become hot, to cool. In another test tube dissolve with water a crystal of sulphate of iron. Pour this solution, very slowly, into the first test tube, holding the latter slantwise, so that the two fluids will form two separate layers, without mixing. At the boundary between these layers a brown ring will appear. This is the test by means of which nitric acid and nitrates are ordinarily detected.

**Acids and Alkalies.** — In speaking of ammonia it was described as being strongly *alkaline*. Inasmuch as the terms *acid* and *alkaline* will be frequently used in this book, the distinction between them may well be illustrated here.

EXPERIMENT 29. — Into one test tube of water pour a few drops of nitric acid, and into another a little ammonia. Into one containing the acid dip a slip of blue litmus paper.<sup>1</sup> It will become red; and if it be now inserted into the ammonia, the blue color will be restored. Blue litmus, then, is reddened by an acid, and reddened litmus is turned blue by an alkali. An alkali is in its chemical properties the opposite of an acid; and in litmus paper we have a convenient means of recognizing either class of substances.

Any substance which unites with an acid is termed a *base*. The compounds formed are known as *salts*, and, in general, have no effect upon litmus paper. Strictly speaking, the alkalies are simply the stronger soluble bases, of which soda, potash, and ammonia are the best examples. Lime is also strongly alkaline.<sup>2</sup>

EXPERIMENT 30. — Put a slip of litmus paper in a porcelain or glass dish containing ammonia, and add nitric acid cautiously, stirring meanwhile, until the paper is just faintly reddened. Now add a drop of ammonia, then a drop of acid, and so on, until the acid and alkali exactly neutralize one another. Evaporate the liquid, and white

<sup>1</sup> Litmus is a coloring matter obtained from certain lichens. The juice of the common red cabbage may be used as a substitute for it, being turned green by alkalies and regaining its tint with acids.

<sup>2</sup> The true significance of the terms *acid*, *alkali*, *base*, and *salt* will be developed in subsequent chapters. Exhaustive definitions would be inappropriate here.

crystals will form which are neither acid nor alkaline. They constitute a salt, ammonium nitrate, which may be reserved for use in a future experiment.

**Nitrous Acid.** — The other nitrogen acid previously referred to is unimportant. It contains less oxygen than nitric acid, and is named nitrous acid. The terminations *ous* and *ic* are used in chemical nomenclature to indicate lower and higher degrees of combination respectively. The salts of nitrous acid are called nitrites. So, also, we have sulphurous and sulphuric acids, the one forming sulphites, and the other sulphates. The names of salts derived from *ous* acids end in *ite*, those from *ic* acids in *ate*.

**Definite Proportions.** — One of the fundamental principles of chemistry is the *law of definite proportions*. This law asserts that *any given chemical compound always contains precisely the same elements in exactly the same proportions*. No variation is possible. When, however, two elements unite to form more than one distinct compound, the *law of multiple proportions* comes into play. This law is best illustrated by the five oxides of nitrogen, which are composed by volume as follows: —

- Nitrogen monoxide contains 2 vols. nitrogen with 1 vol. oxygen.
- Nitrogen dioxide contains 2 vols. nitrogen with 2 vols. oxygen.
- Nitrogen trioxide contains 2 vols. nitrogen with 3 vols. oxygen.
- Nitrogen tetroxide contains 2 vols. nitrogen with 4 vols. oxygen.
- Nitrogen pentoxide contains 2 vols. nitrogen with 5 vols. oxygen.

We find a similar regularity in their composition by weight: —

- Nitrogen monoxide contains 27.86 parts of nitrogen to 15.88 of oxygen.
- Nitrogen dioxide contains 27.86 parts of nitrogen to 31.76 of oxygen.
- Nitrogen trioxide contains 27.86 parts of nitrogen to 47.64 of oxygen.
- Nitrogen tetroxide contains 27.86 parts of nitrogen to 63.52 of oxygen.
- Nitrogen pentoxide contains 27.86 parts of nitrogen to 79.40 of oxygen.

In both tables, nitrogen being constant, we see that the oxygen varies in a simple multiple ratio. Hence the law, of which many other examples could be cited, that *when two elements unite to form several compounds, the higher proportions of each are even multiples of the lowest.*

Two of these oxides, the third and the fifth, are unimportant. The fifth is a white, crystalline, explosive body, which reacts with water to form nitric acid. From the third, nitrous acid is similarly derived. These two compounds need no further notice here. The others are more important.

**Nitrous Oxide.** — Nitrogen monoxide, commonly known as nitrous oxide, is a colorless, odorless, slightly sweetish gas, twenty-two times heavier than hydrogen. By great cold and pressure it can be liquefied, and even frozen solid. The only available mode of preparation is as follows:—

EXPERIMENT 31. — Arrange a test tube and delivery tube precisely as for the preparation of oxygen. Fill the test tube half full of dry ammonium nitrate (see Experiment 30), and heat very gradually. The ammonium nitrate will first melt, and then undergo decomposition, the products of the latter change being nitrogen monoxide and water. The nitrous oxide can be collected in bottles over water. If the heating be conducted too rapidly, the gas will be likely to contain deleterious impurities.

Although nitrous oxide is not really capable of sustaining life, it may be breathed to a limited extent without danger. For this purpose, however, it should be quite pure; a condition best to be secured by using only materials of good quality, evolving the gas very slowly, and washing it by causing it to bubble through several bottles of water before it reaches the gas bag. When inhaled in small quantities, nitrous oxide produces a peculiar exhilaration, because of which it has received



the popular name of "laughing gas." Prolonged inhalation leads to unconsciousness, with complete insensibility to pain. Hence its use by dentists as an anæsthetic.

In nitrous oxide the elements are feebly united. Strong heating, therefore, will decompose it, setting oxygen free. By virtue of this fact it is capable of supporting combustion. Immerse a splinter of ignited charcoal in the gas, and it will burn almost as brilliantly as in pure oxygen. The red-hot coal first decomposes a little of the gas; the oxygen thus liberated takes part in the combustion, developing more heat; this leads to further decomposition, more oxygen becomes free, and so on to the end of the reaction. To verify this point, repeat Experiments 11, 12, and 14, using nitrogen monoxide instead of oxygen.

**Nitric Oxide.** — Nitrogen dioxide, sometimes called nitric oxide, is another colorless gas only fifteen times heavier than hydrogen. Its odor is extremely suffocating, and it supports combustion only in one or two exceptional instances. It is prepared thus:—

EXPERIMENT 32. — Put some copper scraps or turnings in the flask previously used for generating hydrogen, and cover them with a half-and-half mixture of nitric acid and water. Connect the delivery tube with a glass jar *full* of water, and inverted in the usual way over the water pan. At first, heavy brownish red vapors will be evolved, but after a few moments they will disappear, and the jar will fill with colorless nitric oxide.

The most interesting property of this gas is its power of absorbing oxygen. Lift the jar just filled with it so as to admit the air, and it will change to the deep red suffocating gas which was noticed at the beginning of the experiment. This colored gas is nitrogen tetroxide, or hyponitric acid, and we shall frequently encounter it

in our experiments. It appears whenever metals are dissolved or oxidized by nitric acid.

In these experiments we have seen how intimately the oxides of nitrogen are connected, and also that all are derived either from nitric acid or nitrates. We may now go a step further and obtain even the strong base-ammonia as a derivative of nitric acid, as follows:—

EXPERIMENT 33.— Add some zinc filings to a strong solution of caustic potash, and heat the mixture in a flask, gently. Now put in a little nitric acid, but not so much as to neutralize the alkali. Ammonia will be given off, and it may be recognized by its smell. In this experiment hydrogen is produced by the action of the zinc upon the alkali; and this, at the instant of its liberation, so reacts upon the nitric acid as to transform it into ammonia and water.

## CHAPTER VIII

### ATOMIC WEIGHTS, CHEMICAL FORMULÆ, AND CHEMICAL CALCULATIONS.

IN the foregoing chapters we have studied a number of compounds, involving the consideration of only three elements, hydrogen, oxygen, and nitrogen. If, now, we scrutinize their composition a little more closely, some remarkable relations may be brought out.

**Symbols.** — To facilitate study, let us begin by adopting a set of abbreviations or symbols, by which the various elements may be concisely indicated. Such symbols are a necessity to the chemist, and to each element one is definitely assigned. Thus, H represents hydrogen, O oxygen, N nitrogen, and C carbon. Since several elements may have names beginning with the same initial letter, double letters are frequently employed, as follows:—

C represents carbon,	Cl represents chlorine,
Cd represents cadmium,	Cr represents chromium,
Ca represents calcium,	Co represents cobalt,
Cs represents cæsium,	Cb represents columbium,
Ce represents cerium,	Cu represents copper.

The last of these is derived from the Latin *cuprum*. So also we have Fe, from *ferrum*, for iron; Ag, from *argentum*, for silver; Au, from *aurum*, for gold; Sn, from *stannum*, for tin; and so on in several other cases. These symbols should all be learned by actual use, rather than by mere memorizing.<sup>1</sup>

<sup>1</sup> See table of elements in Chapter II.

Now, using these symbols, let us tabulate the compounds thus far examined; giving the composition of each both by volume and by weight:—

	By volume	By weight
Water,	2 vols. H, 1 vol. O.	2 parts H, 16 parts O.
Hydrogen dioxide,	2 vols. H, 2 vols. O.	2 parts H, 32 parts O.
Ammonia,	3 vols. H, 1 vol. N.	3 parts H, 14 parts N.
Hydrazin,	4 vols. H, 2 vols. N.	4 parts H, 28 parts N.
Hydronitric acid,	1 vol. H, 3 vols. N.	1 part H, 42 parts N.
Nitrogen monoxide,	2 vols. N, 1 vol. O.	28 parts N, 16 parts O.
Nitrogen dioxide,	2 vols. N, 2 vols. O.	28 parts N, 32 parts O.
Nitrogen trioxide,	2 vols. N, 3 vols. O.	28 parts N, 48 parts O.
Nitrogen tetroxide,	2 vols. N, 4 vols. O.	28 parts N, 64 parts O.
Nitrogen pentoxide,	2 vols. N, 5 vols. O.	28 parts N, 80 parts O.
Nitrous acid, 1 vol. H, 1 vol. N, 2 vols. O.	1 part H, 14 parts N, 32 parts O.	
Nitric acid, 1 vol. H, 1 vol. N, 3 vols. O.	1 part H, 14 parts N, 48 parts O.	

**Combining Weights.**—These numbers are very suggestive, especially when we consider them in the light of the law of multiple proportions. Hydrogen is represented by 1, 2, and 3 volumes, or 1, 2, and 3 parts by weight. Oxygen we find in the proportion of 1, 2, 3, 4, and 5 volumes, or 16, 32, 48, 64, and 80 parts by weight. Nitrogen occurs in 1, 2, and 3 volumes, or 14, 28, and 42 parts by weight. In brief, as far as our experience goes, if we take hydrogen as our standard of comparison and put its combining value at unity, oxygen always combines in the proportion of 16 parts by weight or some even multiple thereof, and nitrogen in the ratio of 14 parts or a multiple. Furthermore, these numbers, 14 and 16, which we may now call the *combining weights* of nitrogen and oxygen, also represent the specific gravity of these gases, referred to hydrogen as unity.<sup>1</sup>

<sup>1</sup> More precisely, the specific gravities are oxygen, 15.88, and nitrogen, 13.93.



In order to be quite accurate, the foregoing statements require some qualification. The actual combining numbers are not precisely whole numbers, but are very near them; so near that for many purposes the figures given can be used. It was long supposed that with hydrogen as unity the combining weight of oxygen was exactly 16; but the best measurements have shown that it is more nearly 15.88. For purposes of convenience, however, many chemists prefer to retain the value 16 for oxygen, changing the value of hydrogen from 1 to 1.008. The ratio 1.008 to 16 is the same as 1 to 15.88; so that the change is one of statement only; not a change in fact.

The round numbers  $H = 1$ ,  $N = 14$  (instead of 13.93), and  $O = 16$  (instead of 15.88) are used in this chapter to simplify the statements.

**Other Combining Weights.** — As we extend our observations to the other chemical elements, we shall find similar relations holding good everywhere. For each element a definite combining weight can be found, which will apply in all the compounds into which the element can enter. For example: —

1 part H unites with 35.18 parts Cl.  
 1 part H unites with 79.34 parts Br.  
 1 part H unites with 125.89 parts I.

These values, 35.18, 79.34, and 125.89, are the combining weights of chlorine, bromine, and iodine respectively; and they also represent very nearly the specific gravity of each element in the gaseous state, compared, as before, with hydrogen as unity.

But many of the elements do not combine directly with hydrogen, and therefore their combining weights need to be determined indirectly. This is easily done through the medium of some other element; thus: —

35.18 parts Cl unite with 22.88 of Na, 38.82 of K, and 107.11 of Ag.  
 79.34 parts Br unite with 22.88 of Na, 38.82 of K, and 107.11 of Ag.  
 125.89 parts I unite with 22.88 of Na, 38.82 of K, and 107.11 of Ag.

Hence 22.88 may be taken as the combining weight of sodium, 38.82 of potassium, and 107.11 of silver; and if we go further and examine the compounds of these metals with oxygen, nitric acid, etc., we shall find that the values here assigned are in perfect harmony with those previously found for hydrogen, oxygen, and nitrogen. The practical importance of such numbers will appear as in subsequent chapters we become familiar with their use.

**Atomic Theory.** — Now, what do these simple relations mean? Why do we never find oxygen uniting in 15 or 17 parts, but always in proportions represented by multiples of 16? The answer to this question was discovered by Dr. John Dalton, of Manchester, England, who put forth in 1808 the atomic theory which lies at the foundations of modern chemistry. If matter is, as we have already supposed, made up of minute, indivisible atoms, it is plain that in chemical union only *whole* atoms and multiples of whole atoms can take part. Fractions of atoms are impossible. If, then, hydrogen and oxygen unite chemically, they must do so in proportions representing either the relative weights of their atoms, or simple multiples thereof, and similar rules must govern the combination of all the elements. We assume, therefore, that the combining weights really represent the relative weights of the different atoms, compared with hydrogen as unity. That is, an atom of oxygen weighs 16 times as much as an atom of hydrogen, an atom of nitrogen 14 times as much, an atom of silver about 107 times as much, and so on. These values are called the *atomic weights* of the elements, and a full table of them is given in Chapter II. As to the *real* weights of the atoms we have no definite knowledge; but concerning these *comparative* weights we are quite certain. As we con-

tinue our studies we shall find other lines of evidence confirming our present conclusions very strongly.

**Chemical Formulæ.** — With the aid of the elementary symbols and atomic weights we are now ready to approach the subject of chemical formulæ. First, let us render our symbols a little more precise. Let H, for example, represent not only hydrogen in general, but exactly one unit weight of hydrogen, or one unit volume, or, more definitely still, *one atom*. Let O, N, C, etc., similarly stand for *one atom* of each element respectively, and for 16, 14, 12, etc., parts by weight, as the case may be. Furthermore, let us express several atoms of an element by numerals added to its symbol; as, for example, H, H<sub>2</sub>, H<sub>3</sub>, H<sub>4</sub>, etc., for one, two, three, or four atoms of hydrogen.

Water, as we have already seen, contains two unit weights, or two volumes of hydrogen, combined with sixteen unit weights or one volume of oxygen. Its formula, accordingly, is written H<sub>2</sub>O; the symbols being placed side by side to indicate chemical union. Hydrogen dioxide, on like principles, becomes H<sub>2</sub>O<sub>2</sub>, and the nitrogen compounds are easily formulated as follows:—

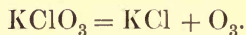
Ammonia . . . . .	NH <sub>3</sub> .
Nitrogen monoxide . . . . .	N <sub>2</sub> O.
Nitrogen dioxide . . . . .	N <sub>2</sub> O <sub>2</sub> . <sup>1</sup>
Nitrogen trioxide . . . . .	N <sub>2</sub> O <sub>3</sub> .
Nitrogen tetroxide . . . . .	N <sub>2</sub> O <sub>4</sub> . <sup>1</sup>
Nitrogen pentoxide . . . . .	N <sub>2</sub> O <sub>5</sub> .
Nitrous acid . . . . .	HNO <sub>2</sub> .
Nitric acid . . . . .	HNO <sub>3</sub> .

These formulæ almost explain themselves. For example, let us consider the last one, because it is the most compli-

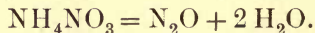
<sup>1</sup> These two formulæ should be halved, becoming NO and NO<sub>2</sub> respectively, for reasons which will be presented further on.

cated. It shows, first, that nitric acid contains one atom of hydrogen, one of nitrogen, and three of oxygen combined together; and next, that the gases are united by volume in the same ratio of 1 : 1 : 3. By weight it indicates one part of the first element, fourteen of the second, and three times sixteen of the third. Finally, just as H represents *one atom* of hydrogen, so  $\text{HNO}_3$  stands for *one molecule* of nitric acid, and the sum of the *atomic weights*  $1 + 14 + 48$ , or 63, is called the *molecular weight* of the compound. If we wish to indicate two or more molecules of nitric acid, we may write either  $2 \text{HNO}_3$ , or  $(\text{HNO}_3)_2$ ; but the former method is customary.

**Chemical Equations.**—All such formulæ as these are capable of being treated in a somewhat mathematical way, so that chemical reactions may be written out in the form of equations. On one side of an equation we write the formulæ of the substances with which our reaction begins, and on the other the formulæ of the substances produced by the change. Thus, in making oxygen we heat potassium chlorate,  $\text{KClO}_3$ , getting potassium chloride and the gas sought for. The equation is simple:—



Again, ammonium nitrate,  $\text{NH}_4\text{NO}_3$ , splits up, on heating, into nitrogen monoxide and water, as follows:—

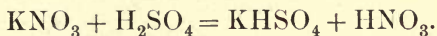


It will be noticed that the plus sign, +, is used to indicate addition, or mixture, as distinct from chemical union. The minus sign is sometimes used also, to represent the withdrawal of certain elements from a compound.

**Chemical Calculations.**—This class of chemical equations has very great practical utility, inasmuch as they enable



us to calculate the results of reactions in advance. Suppose, for instance, we wish to prepare a definite quantity—say one pound or one kilogram of nitric acid—and desire to know just how much material to use in order to avoid wasting. The reaction is as follows:—



That is, one molecule of potassium nitrate and one molecule of sulphuric acid yield one molecule of potassium hydrogen sulphate and one molecule of nitric acid. Now the molecular weight of  $\text{KNO}_3$  is  $38.82 + 13.93 + 47.64 = 100.39$ ; that of  $\text{H}_2\text{SO}_4$  is  $2 + 31.83 + 63.52 = 97.35$ ; and that of  $\text{HNO}_3$  is  $1 + 13.93 + 47.64 = 62.57$ . Hence, 100.39 parts of  $\text{KNO}_3$ , treated with 97.35 of  $\text{H}_2\text{SO}_4$ , will give 62.57 parts of  $\text{HNO}_3$ . For “parts” now read “pounds,” “ounces,” “grams,” or “kilograms,” as the case may be, and the problem resolves itself into an easy question in arithmetic.

**Volume of Gases.**—In many chemical calculations we have to deal with problems involving gaseous products; and in these the volume occupied by a given quantity of gas is a very important factor. Since the volume of a gas depends upon conditions of temperature and pressure, we must take these agencies into account, and, for convenience, we must first establish some definite standards of comparison. The normal, or standard, temperature is assumed to be  $0^\circ$  centigrade, or  $32^\circ$  Fahrenheit. The normal atmospheric pressure is indicated by the barometer when the mercurial column is exactly 760 mm. high. Volumes of gases, then, are always to be compared at  $0^\circ$  centigrade, and under 760 mm. pressure; and, whenever they have been measured under other conditions, it is customary to reduce them to these standards.

**Expansion by Heat.** — The law governing the expansion of gases by heat is very simple. For present purposes it may be stated thus: *All gases expand equally for equal rises of temperature.* Although this is only approximately true, its variations from absolute accuracy need not be considered in ordinary calculations. The errors introduced are so small that they may be safely ignored; just as in measuring the width of a room a thousandth of an inch more or less counts for nothing. For each degree centigrade, a gas, measured originally at  $0^{\circ}$ , will expand  $\frac{1}{273}$  of its bulk; thus: —

273 volumes of air at  $0^{\circ}$  become —

274 volumes at  $1^{\circ}$ ,

275 volumes at  $2^{\circ}$ ,

276 volumes at  $3^{\circ}$ ,

$273+t$  volumes at  $t^{\circ}$ ,

272 volumes at  $-1^{\circ}$ ,

271 volumes at  $-2^{\circ}$ , etc.

If this rule were absolutely true, then, at  $273^{\circ}$  below zero, the volume of a gas would become nothing, and matter would absolutely vanish. Accordingly,  $273^{\circ}$  below the centigrade zero is called the *absolute zero of temperature*. Of course, this value has no experimental meaning, since it can never be reached; but it has some mathematical importance. Gases cease to be gases, and condense to liquids or solids, long before reaching so low a temperature.

Suppose, now, we have two volumes (two liters, or two cubic feet, or whatever units you please) of hydrogen at  $0^{\circ}$ , and wish to calculate what its bulk would be if heated up to  $25^{\circ}$ . The formula is as follows: —

$$273 : 273 + 25 :: 2 : x.$$

Conversely, if we measure two volumes at  $25^{\circ}$ , and wish to reduce it to  $0^{\circ}$ : —

$$273 + 25 : 273 :: 2 : x.$$

Again, let us take twelve volumes of gas at  $37^{\circ}$ , and wish to determine its volume after cooling to  $23^{\circ}$ : —

$$273 + 37 : 273 + 23 :: 12 : x.$$

In some cases we have to deal with volumes of gases below  $0^{\circ}$ . Then, instead of adding, we subtract the given number of degrees from the standard volume 273. In short, we always express the volume of a gas at  $0^{\circ}$  by 273, assume an increase or decrease, as the case may be, for each degree of difference from  $0^{\circ}$ , and then, by a simple proportion, the reduction to  $0^{\circ}$  may be easily made.<sup>1</sup>

**Effect of Pressure.** — The changes in the volume of a gas due to variations in pressure are governed by a very simple law, as follows: *The volume of a gas is inversely proportional to the pressure.* This is termed the law of Boyle and Mariotte, having been independently discovered by these two investigators. If we double the pressure under which a gas is kept, we halve its volume; if we halve the pressure, we double the volume, and so on. This relation is conveniently expressed by the formula  $P_1 : P :: V : V_1$ ; in which  $V$  represents the volume under the pressure  $P$ , and  $V_1$  the volume under the altered pressure  $P_1$ . For example, suppose we have measured ten volumes of hydrogen when the barometer stood at 771 mm., and we wish to calculate what it would become at 760 mm.: —

$$760 : 771 :: 10 : x.$$

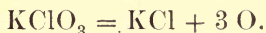
<sup>1</sup> Most of the problems which arise in chemical calculations are most clearly and logically stated in the form of simple proportions. Every pupil should, therefore, become accustomed to this method of computing.

Here we see that, under the lower pressure, the gas has expanded slightly. Conversely, if ten volumes have been measured at 760 mm., they will become less than ten at 771 mm., thus:—

$$771 : 760 :: 10 : x.$$

The law governing pressures is, like that relating to temperatures, only a very close approximation to the truth. Its variations from accuracy can, however, be detected only by the most refined experiments.

Now, to illustrate the use, both of chemical equations and of the laws relating to the volume of a gas, let us consider the preparation of oxygen according to the equation



The molecular weight of  $\text{KClO}_3$  is

$$38.82 + 35.18 + 47.64 = 121.64.$$

Hence, 121.64 parts of  $\text{KClO}_3$  yield 47.64 parts of oxygen. Suppose now we wish to make exactly 50 l. of oxygen, measured at  $0^\circ$  and 760 mm. In Chapter III. we found the weight of one liter of hydrogen, or *one crith*, to be 0.0899 g. A liter of oxygen weighs 15.88 criths, and therefore 50 l. must weigh 71.38 g. Hence, by a simple proportion,—

$$47.64 : 121.64 :: 71.38 : x; \text{ or,}$$

$$\text{O}_3 : \text{KClO}_3 :: 71.38 : x,$$

in which  $x$  represents the weight of potassium chlorate needed to prepare the quantity of oxygen sought for. If our oxygen is to be measured at a temperature and pressure other than  $0^\circ$  and 760 mm.,—say at  $21^\circ$  and 755 mm.,—we must correct the weight of our 50 l. by the aid of the formulæ for gaseous volumes which have just been



given. Fifty liters of gas at  $0^{\circ}$  and 760 mm. will become at  $21^{\circ}$  and 755 mm. : —

$$\frac{50 \times 760 \times 294}{755 \times 273} = 54.2027.$$

This quantity, 54.2027 l., weighs the same as before — namely, 71.38 g., and 50 l. of the expanded gas will weigh —

$$54.2027 : 50 :: 71.38 : x,$$

$x$  being the *corrected* weight of the volume of oxygen desired.

The department of chemistry which deals with these calculations is called *stoichiometry*. Many other stoichiometrical problems will be taken up from time to time as we proceed.

## CHAPTER IX

### CARBON

**Carbon.** — Carbon, one of the most common and most interesting of the elements, is found in nature both free and in a vast number of compounds. It is an important constituent of limestone and many minerals; it forms great beds of coal; it is the element chiefly characteristic of animal and vegetable matter. Chemistry is commonly divided into two great branches — inorganic and organic; the former dealing with substances formed in inanimate nature, the latter with the products of organic life and their derivatives. At present, organic chemistry is usually defined as “the chemistry of the carbon compounds,” and as such it might be fairly considered here. For convenience, however, organic chemistry will be discussed separately later; and in this chapter we may limit ourselves to carbon in some of its inorganic aspects.

**Allotropic Forms.** — Carbon itself is one of the best examples of allotropy, since it occurs in three distinct forms; namely, as diamond, as graphite, and as charcoal. In all of its forms it is tasteless, odorless, infusible, non-volatile, and insoluble. It is, however, combustible; readily so as charcoal, more difficultly in its other modifications. But even the diamond burns in the oxyhydrogen flame. The atomic weight of carbon is 11.9.

**The Diamond.** — The diamond is found in India, Borneo, South Africa, and Brazil; and occasionally in North Carolina, Georgia, and California. It occurs in crystals, more or less perfect, derived from

the regular octahedron (Fig. 20), and has in its purest state a specific gravity of 3.518. In color it ranges from a pure limpidity well described in the phrase "a gem of the first *water*," through various shades of yellow, blue, green, pink, etc., to black. Generally the

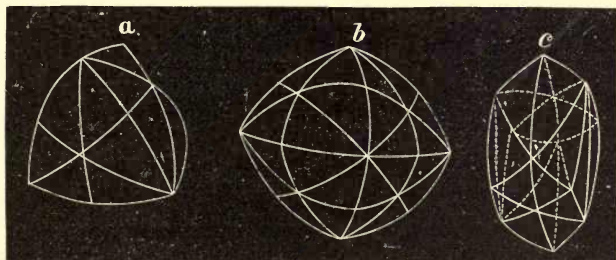


FIG. 20. — Crystals of Diamond.

colorless stones are most prized, the yellow diamonds being of much less value. Occasionally a blue or green diamond brings an enormous price, for these tints are very rare. The black variety is called *carbonado*, and has a slightly lower specific gravity.

The diamond refracts light very strongly, and to this property it owes its brilliancy as a gem. It is the hardest of all known substances, and can be cut and polished only with its own powder. Because of its hardness it is used for cutting glass; and the coarser varieties, such as *carbonado*, serve to tip the diamond drills which are now employed in rock-boring machinery. Professor Moissan has made small diamonds artificially, by dissolving carbon in molten iron, and cooling under great pressure. Upon dissolving away the iron by means of sulphuric acid, microscopic crystals of diamond were obtained.

**Graphite.** — Graphite, also known as plumbago or black lead, is extensively mined in England, Ceylon, Siberia, and California, and near Ticonderoga, New York. There are many other localities in which it is found, so that it may

fairly be reckoned one of the commoner minerals. It occurs in some meteorites, and it is frequently produced in the blast furnace. In the latter case it is dissolved by the molten iron, and crystallizes out upon cooling. It differs from the diamond in many particulars; its color is black, its specific gravity about 2.15, and it crystallizes in six-sided plates. It is a good conductor of heat and electricity, whereas the diamond conducts badly. It may be more easily burned than diamond, less easily than charcoal. In fine powder it has a greasy feel, and is somewhat used as a lubricant for machinery. It is chiefly used in the manufacture of lead pencils, stove polish, and crucibles, as a conductor of electricity in the process of electrotyping, and as a glazing for the grains of gunpowder. Gold and silver are usually melted in black lead crucibles. In the manufacture of coal gas, a very hard coating of *gas carbon* is formed in the gas retorts. This is commonly regarded as a variety of graphite, and is used in the Bunsen galvanic battery, and for making the carbon points of the electric light. Artificial graphite is now made in the electric furnace, by the action of powerful electrical currents upon coal.

**Amorphous Carbon.** — Amorphous (shapeless or non-crystalline) carbon is always of organic origin. As charcoal it is produced by the imperfect combustion of wood, retaining the structure of the latter almost perfectly. A purer charcoal may be prepared by heating pure white sugar. Another variety, lampblack, is made by burning tar, rosin, turpentine, or petroleum, with a deficient supply of air, and passing the smoke into large chambers, in which the carbon is deposited. It is simply soot prepared on a large scale, and it is used as a black paint and for making printer's ink. India ink is also made from lampblack. Animal charcoal, as its name suggests, is produced by



charring animal matter in close iron cylinders. The finest quality is made from blood, but boneblack, containing with the carbon the earthy constituents of bones, is more extensively prepared.

In all of its varieties amorphous carbon is black, and easily combustible. Its specific gravity ranges from 1.57 to 2; the variability resulting from the fact that charcoal is always more or less porous. This porosity confers upon charcoal an extraordinary power of absorbing gases, to which property its value as a disinfectant is due. For example, one cubic centimeter of freshly burned charcoal will absorb 17.9 cc. of oxygen, 67.7 cc. of carbonic acid, or 171.7 cc. of ammonia. Insert a bit of charcoal in a tube of ammonia gas filled over mercury, and an immediate rise of the latter in the tube will indicate the absorption. Suppose now that a quantity of charcoal be brought into an atmosphere contaminated with the noxious gases resulting from a leaky sewer or from animal decomposition. They will be quickly absorbed; and, coming into close contact with oxygen which has been absorbed also, they will be oxidized and rendered harmless. The vigor of this action may be shown by the following experiment:—

EXPERIMENT 34.—Heat a fragment of charcoal to redness, so as to expel whatever gases it may contain, and allow it to cool under mercury. Now plunge it into a jar of sulphuretted hydrogen (Chapter XV.), and after a few moments transfer it to another vessel containing oxygen. The two condensed gases, meeting in the pores of the charcoal, will unite with such intensity that the carbon will at once inflame.

The same principle may receive a number of other less startling but more practical illustrations. Rub a little powdered charcoal upon tainted meat, and the unpleasant smell will disappear. Water frequently has a fetid odor derived from organic impurities; this may be corrected by simply filtering the water through a thick layer of char-

coal. So, also, by charring the lower end of a fence post or telegraph post, it may be protected to a considerable extent from rotting. In the last case the protection is also partly due to the fact that the carbonized surface is strongly resistant to ordinary chemical action. Corroding agents cannot easily eat their way through it.

Charcoal also has a very remarkable power of absorbing coloring matters and many other substances. Animal charcoal is extensively used in sugar refineries for decolorizing raw brown sugar and converting it into the finer white varieties. A simple experiment will serve to illustrate this property : —

EXPERIMENT 35. — Half fill a small bottle with red wine, a solution of indigo, or a solution of cochineal, and add an equal bulk of freshly burned charcoal powder. Boneblack is better still if it can be obtained. Shake vigorously, and filter; the filtrate will be colorless, or nearly so. Beer or ale, similarly treated, loses both its color and its bitterness. Even a solution of quinine may be rendered nearly tasteless by filtering through charcoal, the quinine being absorbed and retained.

**Coke and Coal.**—Coke is a variety of amorphous carbon which remains behind after coal has been heated for the manufacture of illuminating gas. Coal itself is very impure carbon, containing various compounds of hydrogen, together with nitrogen, oxygen, sulphur, and the various earthy substances which constitute the ash. It varies much in composition, as the following percentage analyses show : —

	ANTHRACITE	SOFT COAL	CANNEL COAL	LIGNITE
Carbon . . .	92.59	89.33	80.07	66.31
Hydrogen . . .	2.63	4.43	5.53	5.63
Oxygen . . .	1.61	3.25	8.10	22.86
Nitrogen . . .	0.92	1.24	2.10	0.57
Sulphur . . .	—	0.55	1.50	2.36
Ash . . . .	2.25	1.20	2.70	2.27
	100.00	100.00	100.00	100.00

**Hydrocarbons.** — The compounds of carbon with hydrogen, the *hydrocarbons*, are very numerous, and are, in general, of organic origin. Coal oil and petroleum are variable mixtures of hydrocarbons; and the hydrogen of coal exists partly combined with carbon and partly in the form of water. Since the value of coal for the manufacture of gas depends upon the hydrocarbons which it contains, two or three of these compounds may fittingly be described here, while the others will be considered in connection with organic chemistry, farther on.

**Marsh Gas.** — Methane, also known as marsh gas, fire-damp, and light carburetted hydrogen, is a colorless gas, having the formula  $\text{CH}_4$ . It burns readily with a bluish yellow flame,

emitting much heat and but little light. In nature it is often produced by the slow decay of dead leaves at the bottoms of stagnant pools; hence the common name, marsh gas. By stirring up the mud beneath a jar of water inserted in such a pool, the

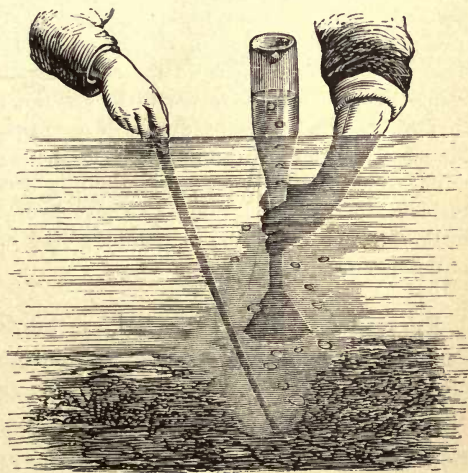


FIG. 21. — Collection of Marsh Gas.

bubbles of gas may be collected and identified (Fig. 21). It also frequently accumulates in coal mines, forming a dangerously explosive mixture with the oxygen of the

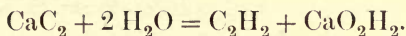
air. Such mixtures, ignited by miners' lamps, have caused terrible loss of life. *Fire damp* is the miner's name for the gas, distinguishing it from the suffocating carbonic acid, or *choke damp*. It sometimes issues in great quantities from the earth, and particularly from artesian wells sunk in search of petroleum. In some such places it serves as fuel; and many towns in Pennsylvania, Ohio, Indiana, and West Virginia are heated and lighted by gas of natural origin. This "natural gas" contains from 50 to 75 per cent of methane, 10 to 36 per cent of free hydrogen, and small amounts of other gases.

EXPERIMENT 36. — Mix thoroughly two parts of crystallized sodium acetate, four parts of caustic soda, and eight parts of powdered quicklime. Heat gently on an iron plate until the mixture is thoroughly dry and crumbly. Then heat it strongly in a glass tube, such as was used for the preparation of oxygen, and collect the gas over water. Test its inflammability as in the case of hydrogen. In this experiment the lime merely serves to render the mass more porous, and to protect the glass from excessive corrosion by the caustic soda. Methane may also be prepared by the action of water upon aluminum carbide, a compound of aluminum and carbon. Other metallic carbides, treated with water, also give hydrocarbons, some yielding methane, some acetylene, and some giving mixtures of one or both of these gases with hydrogen.

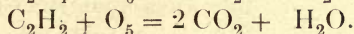
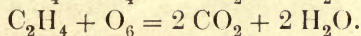
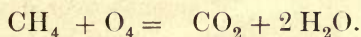
**Ethylene.** — Ethylene,  $C_2H_4$ , is another gaseous hydrocarbon of great importance. It is fourteen times heavier than hydrogen, whereas the density of methane is only eight. Hence the old names of *heavy* and *light carburated hydrogen* respectively. It is easily prepared by heating together alcohol and strong sulphuric acid, and it burns with a luminous, smoky flame. It is also known as ethene and as olefiant (oil-producing) gas. The last name was given it because it unites directly with another gas, chlorine, to form an oily liquid.



**Acetylene.** — Acetylene,  $C_2H_2$ , is another gas, of a disagreeably pungent odor, which is formed by the direct union of its elements. When a series of powerful electric sparks is passed between two carbon points in an atmosphere of hydrogen, acetylene is produced. It combines directly with hydrogen to form ethylene; thus,  $C_2H_2 + H_2 = C_2H_4$ . It also unites with certain metals, such as copper or silver, yielding explosive compounds of considerable interest. On a commercial scale acetylene is prepared by acting with water upon calcium carbide, when the following reaction takes place: —



The gas thus produced is used for illuminating purposes, and burns in a suitable burner with a remarkably solid and brilliant yellowish but nearly white flame. In an ordinary gas jet the flame smokes badly, so that a special burner must be used. All the hydrocarbons burn more or less readily, and all form upon complete combustion only carbonic acid and water. For example: —



By the imperfect combustion of hydrocarbons, acetylene is often produced; for example, when a candle burns with a smoky flame, or when a Bunsen gas burner “snaps back,” its peculiar odor may be recognized.

**Illuminating Gas.** — Ordinary illuminating gas, distilled from coal, is essentially a mixture, more or less impure, of hydrogen, carbon monoxide, methane, and other substances. Its production on a small scale may be illustrated by an easy experiment.

EXPERIMENT 37. — Seal one end of a piece of hard-glass tubing, fill the tube with small pieces of gas coal or cannel coal, and connect it by means of a piece of rubber tubing with a wash bottle half full of water (Fig. 22). The exit tube from the wash bottle should dip under

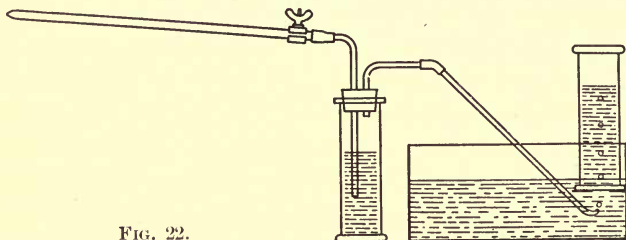


FIG. 22.

water in a pan. Upon heating the hard-glass tubing with the Bunsen flame, gas will be given off from the exit tube, and this may be collected in bottles. The tar, ammonia, etc., will collect in the wash bottle.

In manufacturing gas on a large scale bituminous or cannel coal is heated in retorts of fire clay or fire brick which hold from one to two hundred pounds at a time. Several retorts are heated at once over a single fire, and the products of distillation pass out into a series of pipes in which water, coal tar, ammonia, etc., are deposited. The tar and ammonia, being valuable, are thus saved. Before the year 1856 the tar was worthless; now it serves as a source of benzene, and of the superb aniline dyes. The gas itself still contains a number of objectionable impurities, which are removed by passing it over some absorbent substance, such as slaked lime. Different samples of gas differ widely in composition, the differences depending upon the quality of the coal employed, the degree of heat applied to the retorts, and so on. In percentages the following figures may represent a fair average:—

Hydrogen . . . . .	50
Carbon monoxide . . . . .	7
Nitrogen . . . . .	2
Methane . . . . .	36
Other hydrocarbons . . . . .	5
	<hr/> 100

Well-made coal gas should be free from oxygen and carbon dioxide.

In Germany illuminating gas is sometimes distilled from wood, and in America processes are extensively used which generate a mixture of hydrogen and carbon monoxide by passing steam through or over intensely heated coke or coal. The "water gas" thus produced is charged with vapors from petroleum in order to give it proper illuminating power. In ordinary coal gas the illuminating power depends mainly upon hydrocarbons other than methane, such as ethylene.

**The Gas Flame.** — If we study a gas flame closely we shall find that its structure illustrates some important facts relating to the mechanism of combustion. In a common burner the gas issues from a fine jet, and is ignited in contact with a moderate amount of air (Fig. 23). Near the jet we




FIG. 23. — Structure of Common Gas Flame.

have a stream of gas not yet burned; and here the flame is comparatively cool and nonluminous. Insert

a piece of slender glass tubing at this part of the flame, and the unburned gas may be drawn off and kindled at the farther end (Fig. 24). Above, and somewhat

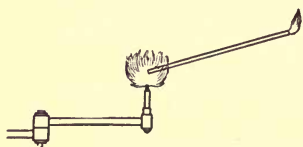


FIG. 24. — Withdrawal of Gas from a Flame Center.

around this darker base, we have the luminous portion of the flame; and here the light is partially due to imperfect combustion. Hold a piece of cold porcelain over the jet for a moment, and soot (that is, carbon) will be deposited upon it. It is these *solid* particles in the flame which become heated and luminous, and they result from the partial combustion of ethylene and some of its related hydrocarbons. Methane yields no free carbon under like circumstances, and of course hydrogen does not; hence their flames, containing only gaseous matter, are non-luminous.<sup>1</sup> If we do anything to cut off the supply of air from a flame, it will become fuller of carbon particles and more smoky, a fact which may easily be verified by sliding a piece of sheet iron or other convenient solid over the top of a gas or kerosene lamp chimney. As the air is gradually excluded, smoke and soot will form copiously. Conversely, if we render combustion more perfect, and so prevent the deposition of carbon, a flame will become hotter, but less brilliant. This is done in the Bunsen burner (Fig. 25), in which air is allowed to enter at the base and become thoroughly mixed with the gas before

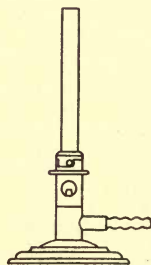


FIG. 25. — Bunsen Burner.

<sup>1</sup> In Experiment 6 the luminosity of a hot solid in a hydrogen flame was illustrated.



the latter is lighted. The flame here emits very little light ; but if the holes at the base are stopped up, then it becomes luminous as usual. The Bunsen burner is the most convenient source of heat for the minor operations of the laboratory. Where gas cannot be had, an alcohol lamp is commonly used instead (Fig. 26). Such a lamp is easily improvised by perforating the cork of a small, wide-mouthed bottle, and inserting through the perforation a glass tube carrying a wick.

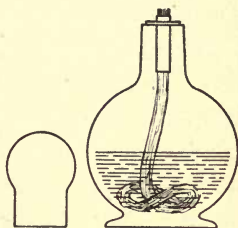


FIG. 26.—Spirit Lamp.

**The Blowpipe.** — In the mouth blowpipe we have another illustration of the foregoing principles. By the aid of this little instrument, air is blown from the cheeks

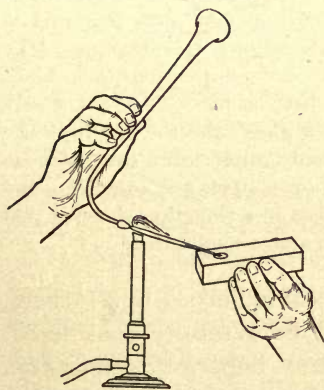


FIG. 27. — Use of Blowpipe.

into a flame, and the latter is rendered much hotter (Fig. 27). Here, again, the flame may be divided into two chief parts: an inner blue cone and an outer portion. The greatest heat is at the apex of the inner flame. A bit of tin or zinc, heated in the outer part of the jet, is first melted and then converted into oxide: hence the name of *oxidizing flame*. On the other hand, the oxide so formed, if heated

in the inner cone, will be reduced to the metal again, giving up its oxygen to assist in the burning of the carbonaceous matter there found. This part of the jet, therefore, is called the *reducing flame*. Both parts of

the flame are important agents in blowpipe analysis; and a little practice in heating bits of copper, tin, zinc, lead, etc., supported on pieces of charcoal, first in one and then in the other, will make the relations of the two very clear. The stream of air from the blowpipe should be made as steady as possible; and one can easily learn to blow lightly from the muscles of the cheeks for several minutes at a time without interrupting respiration. The flame of a lamp burning some animal or vegetable oil (lard, whale, or rape-seed oil, for examples) is best for blowpipe work, but alcohol or gas may be used. Kerosene is unavailable, because the chimney interferes.

**The Candle Flame.** — In a strictly scientific sense a candle flame is as truly a gas flame as any that issues from the tip of a gas burner. The wick, loosely made of cotton threads, is first kindled, and the heat thus generated melts a small quantity of the fat, wax, or paraffine of which the candle is constructed. The liquid oil thus produced is drawn up into the wick by capillary attraction; it is decomposed by the heat, and the *gaseous* products of decomposition then burn, depositing particles of carbon which become luminous. These may be collected as soot, and by means of a glass tube the gas from the center of the flame can be drawn off and ignited. If a sheet of clean white cardboard be suddenly pressed down upon a candle flame and then withdrawn, it will be found scorched in a ring, thus showing that at the center of the flame there was no active combustion.

**Smoke.** — When bituminous coal is burned in a furnace, the laws of combustion should be carefully considered. A smoky chimney always means imperfect combustion and waste of carbon, and smoke-preventing appliances, the so-called “smoke consumers,” are getting to be more and more used in cities where soft coal is the chief fuel. Many such appliances have been patented, but all aim at the same result; namely, to bring about perfect combustion. Sometimes fine jets of steam are blown into the

furnace. These are decomposed at first, yielding oxygen and hydrogen, which serve to make the fire more intense. In other cases, the coal is applied in such a way that the smoke from the fresh portions of fuel is conducted over glowing beds of coke, the latter being merely the earlier charges from which the sooty hydrocarbons have been burned away. In some metallurgical furnaces the fuel is rendered gaseous at the start, and the gases are then burned with abundance of air. Such furnaces give great heat and waste little or no fuel.

**The Safety Lamp.** — For every combustible substance there is a definite temperature below which it will not ignite. If a flame be cooled below the ignition point of the gas which forms it, it will go out. Press a piece of wire gauze down upon a gas flame, and the latter will be flattened; it cannot penetrate the metallic network. The gas itself passes through, but the wire has conducted so much heat away from it that combustion is no longer possible. You can hold the gauze over a jet of gas and kindle the latter above, but the flame cannot then descend to the burner. Or, you may hold two pieces of gauze parallel to each other over a stream of gas, and produce a flame between them which shall be unable to pass either above or below. These facts find their application in the safety lamp of Sir Humphry Davy (Fig. 28). This, which was invented for the protection of coal miners against firedamp, is merely a lamp inclosed in a netting of fine wire gauze. This inclosure may be filled with flame, but the latter cannot penetrate its prison walls and ignite the explosive gaseous mixture without.

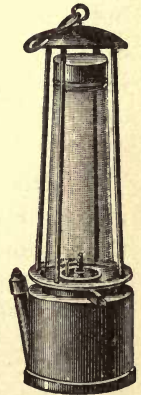


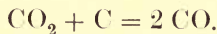
FIG. 28. — Davy's Safety Lamp.

## CHAPTER X

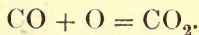
### CARBON (*Continued*)

**Oxides of Carbon.** — Carbon unites with oxygen in two proportions, forming a monoxide, CO, and a dioxide, CO<sub>2</sub>.

Carbon monoxide, more commonly known as carbonic oxide, is a colorless, odorless gas which burns with a blue flame. It is produced with some difficulty by the direct union of its elements; for when carbon, either as diamond, graphite, or charcoal is burned under ordinary conditions, only carbon dioxide is formed. By passing the latter, however, over red-hot coals, half of its oxygen may be withdrawn, and carbon monoxide results from the change: —



This often happens in coal stoves and furnaces, especially in the blast furnace; carbon dioxide being produced by the combustion of the lowest layer of fuel, and rising through the glowing coals above. The blue flames which play over the surface of an anthracite fire are due to carbon monoxide, and the product of the combustion is CO<sub>2</sub>.



Carbon monoxide may be artificially prepared by various processes; but most conveniently by heating either crystallized oxalic acid or potassium ferrocyanide with strong sulphuric acid. By the reaction which ensues, both oxides of carbon are formed; but, by passing the mixed gases



through a solution of caustic potash, the dioxide may be absorbed, leaving the monoxide pure.

The preparation of carbon monoxide should be undertaken only with extreme care, because the gas is dangerously poisonous. A trace of it in the air we breathe will produce headache and dizziness, and anything over one per cent admixture might prove fatal. It sometimes escapes from badly constructed stoves into improperly ventilated rooms, and causes serious annoyance. Cheap cast-iron stoves are especially liable to work this kind of mischief, and deaths have resulted from the careless use of such stoves in close sleeping apartments. All illuminating gas made from coal contains carbon monoxide as one of its ingredients, water gas being especially rich in it.

**Carbon Dioxide.** — The other oxide of carbon, carbon dioxide, is met with under a great variety of conditions. We find it ever present in the atmosphere; it is always produced when carbon or compounds of carbon are burned; we exhale it from our lungs; it is evolved from decaying animal and vegetable matter; and we recognize it among the products of fermentation.

**EXPERIMENT 38.** — Cover the bottom of a glass jar with limewater,<sup>1</sup> and suspend over it a burning bit of candle. Close the jar, and the candle will soon burn itself out. Now shake the jar vigorously, and the limewater will become milky. Upon standing, the milkiness will be deposited as a white sediment. This sediment is calcium carbonate (carbonate of lime), and its formation proves the presence of carbon dioxide in the air of the jar. A piece of wood or charcoal burned in place of the candle will give the same result.

**EXPERIMENT 39.** — Pour some limewater into a tumbler, and through a piece of glass tubing blow air from the lungs into the

<sup>1</sup> Prepared by stirring powdered lime into water, leaving the mixture to stand for at least an hour, and then filtering. The solution should be perfectly clear.

liquid for several minutes. The limewater will become milky, showing that carbon dioxide has been exhaled.

EXPERIMENT 40. — Dissolve some grape sugar in water, place the solution in a flask, and add some yeast. Insert in the neck of the

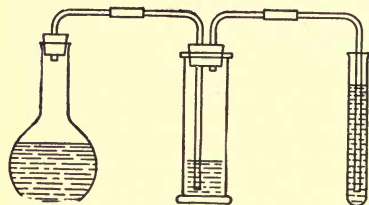


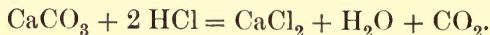
FIG. 29. — Carbon dioxide from fermentation.

flask a stopper with a delivery tube, and connect the delivery tube with a bottle containing clear limewater. This bottle should also be provided with an exit tube dipping into another solution of limewater to protect the contents of the bottle from the action of the carbon dioxide in the air. Let the whole apparatus stand in

a warm place over night. Fermentation will result and carbon dioxide will be set free in the flask. This gas will then pass over into the limewater and form a white precipitate of calcium carbonate.

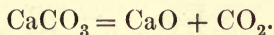
EXPERIMENT 41. — In the same flask and apparatus which previously served for the preparation of hydrogen, put some fragments of chalk, limestone, or marble, and pour over them a quantity of dilute hydrochloric or sulphuric acid. Gas will be given off with brisk effervescence; and by passing a few bubbles of it into limewater it may be identified as carbon dioxide. Collect the remainder of the gas as usual in bottles or jars over the water pan.

**Carbonates.** — The last experiment illustrates the only method by which carbon dioxide is practically prepared for use in the laboratory. The limestone, chalk, or marble is calcium carbonate,  $\text{CaCO}_3$ ; and the reaction, when hydrochloric acid is used, is as follows: —



That is, calcium carbonate when treated with hydrochloric acid yields calcium chloride, carbon dioxide, and water. By adding sodium carbonate to the solution of calcium chloride, calcium carbonate may be reproduced as a white precipitate, which can be filtered off and examined. Any

other carbonate, treated with any strong acid, will behave like calcium carbonate, and carbon dioxide will be evolved in the same way. For example, pour vinegar (acetic acid) over common baking soda (a carbonate of sodium), and note the effervescence. As the name indicates, a carbonate is a salt formed by carbonic acid with a base. Since carbonic acid is a very weak acid, any stronger acid can expel it from its salts, as in the foregoing reactions. When free, its formula should be  $\text{H}_2\text{CO}_3$ , but it is incapable of existing independently, and therefore splits up at the moment of its liberation into carbon dioxide and water,  $\text{CO}_2 + \text{H}_2\text{O}$ . Many carbonates are easily decomposed by heat; for instance, lime, which is calcium oxide, is made by burning limestone in a kiln, when carbon dioxide is evolved freely.



The lime and carbon dioxide thus separated can be made to unite again only through the intervention of water; the necessary reaction being one which we have already observed in several experiments. Filter off some of the sediment formed by carbon dioxide in limewater, and test it with a drop of any common acid. It will effervesce, thereby revealing its character as a carbonate. Carbon dioxide is frequently miscalled carbonic acid; indeed, "carbonic-acid gas" is the commonest of its names.

**Properties of Carbon Dioxide.** — Carbon dioxide is a colorless, odorless gas, which by cold and pressure may be easily condensed to a liquid. When the latter is allowed to escape from a fine jet, a part of it evaporates instantaneously, absorbing enough heat from the remainder to freeze it into a white, crystalline solid, like snow. The temperature of this solid is about  $-78^\circ\text{C}$ ., and if it be pressed between the fingers it produces a painful blister, and sen-

sations like a burn. Liquefied carbon dioxide, kept under pressure in strong cylinders of steel, is now an article of commerce.

Carbon dioxide dissolves to a considerable extent in water, especially under pressure. Some natural waters from so-called mineral springs are heavily charged with it, and effervesce upon exposure to the air. The Saratoga and Seltzer waters are good examples. Soda water is merely water artificially charged with carbon dioxide; and to the same gas champagne owes its sparkle, and beer its foam. By standing in the open air these drinks soon lose their gas, and become flat.

In the chemistry of cooking, carbon dioxide plays an important part. As evolved by yeast it makes bread light and porous; and the same end is attained less wholesomely and perfectly by the aid of baking soda and baking powders. All the latter preparations owe their value to the carbon dioxide which they are capable of developing; and all leave residues behind which render bread inferior in quality.

Like nitrogen, carbon dioxide is incapable of sustaining either combustion or life. It is not in any sense poisonous, like the monoxide — it is simply inert. We throw it off from our lungs, and replace it with fresh oxygen; it is no longer fit for breathing.

EXPERIMENT 42. — Lower a lighted candle into a jar of carbon dioxide. The flame will at once be extinguished. Chemical fire engines are simply machines which generate carbon dioxide, and throw it, mixed with water, upon fires.

Carbon dioxide sometimes accumulates in old wells, vaults, and cisterns, and in the great vats of breweries, and the workman who descends into such a place to clean it out may in consequence be suffocated. Many fatal



accidents of this kind have happened, so that it is always best, before entering a place where carbon dioxide may be, to lower into it a lighted candle. If the latter burns, the air is fit to breathe; if it goes out, then let the place be thoroughly ventilated. The gas also collects at times in unused galleries of coal mines, where it is known to the miners as chokedamp. In some places it issues in quantity from crevices in the earth, as at the Grotto del Cane<sup>1</sup> in Italy. Here it forms a layer on the bottom of a small cave; a man entering, has his head above the level of the gas, and does not notice it; but a dog, carried in by the guide, is immediately overcome when placed upon the floor.

The fact that carbon dioxide is about half as heavy again as air may easily be illustrated by experiment.

EXPERIMENT 43. — Slowly invert a jar of the gas a short distance above the flame of a candle. The latter will go out, showing that carbon dioxide descends. So, also, we may pour the gas from one vessel to another, almost as if it were a liquid.

EXPERIMENT 44. — Put a glass beaker on the pan of a pair of scales, and balance it accurately with weights. Upon pouring carbon dioxide into it, the beaker will sink, having become heavier (Fig. 30). The actual density of the gas, referred to hydrogen as unity, is in round numbers 22; that of carbon monoxide is 14.

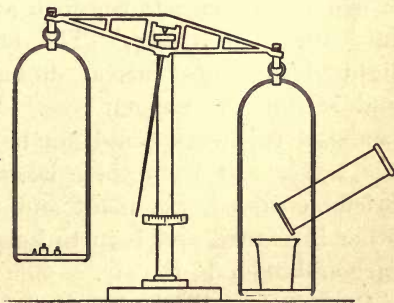


FIG. 30. — Weighing Carbon Dioxide.

**Relations of Carbon Dioxide to Life.** — In its relations to the atmosphere, and through the atmosphere to life, carbon

<sup>1</sup> Grotto of the Dog.

dioxide is a substance of the greatest importance. Were its proportions to be but moderately increased, all animals would die ; were it wholly withdrawn, vegetable life would perish. Fortunately, its quantity in the atmosphere varies but little, in spite of the fact that every fire and every breathing animal withdraws oxygen from the air and replaces it with carbon dioxide. How is the balance preserved ?

In organized life we have a steady circulation of carbon. Directly or indirectly, all animals depend upon vegetable food, the carbon of which becomes a part of the animal tissues. These undergo, through the medium of the lungs, a sort of slow combustion, whereby the animal heat is kept up, and in consequence of which the carbon is converted into carbon dioxide and thrown off into the outer air. Now comes into play one of the most remarkable functions of plant life ; the plant which is to furnish the animal with food, in turn seizes upon the carbon dioxide which the latter has rejected, and reconverts its carbon into vegetable tissue. The leaf, in presence of sunlight, decomposes carbon dioxide, retaining its carbon and setting the oxygen free. Without the help of the sunbeam this work could not be done ; during the night the leaves rest from their labors. In the manner thus briefly outlined, the plant and the animal balance each other in nature, and help to keep even the proportion of carbon dioxide in the air.

**Cyanogen.** — With nitrogen, carbon forms one compound — a colorless gas, having an odor suggestive of peach kernels, and burning with a beautiful purple flame. Its formula is  $C_2N_2$  ; and its name, *cyanogen*, is derived from two Greek words which indicate that it forms some compounds which are blue. Prussian blue is one of them. It

unites with metals just as if it were an element, forming salts which are known as *cyanides*. Compounds which thus behave like elements are not infrequent, and are called *compound radicles*. In the present case the true compound radicle, however, is the half of  $C_2N_2$ , or CN, which does not exist in the free state, but only in cyanides, such as potassium cyanide, KCN, and so on. Sometimes the CN group is represented by an abbreviated symbol, Cy; and on this plan free cyanogen would be written  $Cy_2$ . Hydrocyanic acid, popularly called prussic acid, has the formula HCN. It is one of the deadliest poisons. Cyanogen and its derivatives are best studied among organic compounds, since they are commonly of organic origin. Their further consideration, therefore, must be deferred to the proper chapter.

## CHAPTER XI

### COMBINATION BY VOLUME

WE have already noticed the fact that the numbers 13.93, 15.88, 35.18, 79.34, and 125.89 represent not only the atomic weights of N, O, Cl, Br, and I respectively, but also the relative weights of equal volumes of these elements, in the condition of gas or vapor, compared with hydrogen as unity. In general, with some exceptions to be noted hereafter, the atomic weight of an element expresses also its vapor density.

In carbon, however, we meet with an element which does not readily vaporize, so that we cannot directly test the accuracy of the foregoing statement with regard to it. Its atomic weight being 11.9, its vapor should be about twelve times heavier than hydrogen; but whether it is or not we are unable to determine experimentally. We may, nevertheless, study some of the gaseous *compounds* of carbon, and see whether they can shed any light on the subject. Or, in more general terms, we may try to discover whether any simple relation connects the density of a compound gas with the densities of the gaseous elements contained in it.

**The Two-volume Law.**— If we refer back to the chapter upon atomic weights, we shall see that the elementary gases, hydrogen, oxygen, and nitrogen, combine by volume in very simple ratios. A few of these may well be reconsidered here, with the addition of figures showing the



volumes of the resulting compounds in the state of gases or vapors :—

2 vols. H with 1 vol. O, in all 3 vols., form 2 vols.  $\text{H}_2\text{O}$ .

3 vols. H with 1 vol. N, in all 4 vols., form 2 vols.  $\text{NH}_3$ .

2 vols. N with 1 vol. O, in all 3 vols., form 2 vols.  $\text{N}_2\text{O}$ .

2 vols. N with 3 vols. O, in all 5 vols., form 2 vols.  $\text{N}_2\text{O}_3$ .

In short, in each of these cases, the elements unite with condensation, and *two* volumes of a compound result. So also with nitric acid,  $\text{HNO}_3$ , in which five volumes of H, N, and O condense to *two* volumes of the compound vapor. In hydrochloric acid,  $\text{HCl}$ , a substance to be described in a future chapter, we have an example of a simpler kind. One volume of H unites with one volume of Cl *without* condensation, and here again *two* volumes of the compound gas,  $\text{HCl}$ , are formed.

From these data, or rather from the *two-volume law* in general, we can easily calculate the density of any compound gas. For example, steam is formed by the union of two unit volumes of hydrogen, weighing two combining units, with one volume of oxygen which weighs in round numbers 16. The resulting two volumes of course weigh 18 units, and one volume weighs half as much, or is nine times heavier than hydrogen. Hence we may say that *the density of a compound gas or vapor, compared with hydrogen as unity, is half its molecular weight*. Thus, using round numbers for convenience, —

$\text{HCl}$ .	Mol. weight, 1 + 35.2	= 36.2.	Density, 18.1.
$\text{H}_2\text{O}$ .	Mol. weight, 2 + 16	= 18.	Density, 9.
$\text{H}_3\text{N}$ .	Mol. weight, 3 + 14	= 17.	Density, 8.5.
$\text{N}_2\text{O}$ .	Mol. weight, 28 + 16	= 44.	Density, 22.
$\text{N}_2\text{O}_3$ .	Mol. weight, 28 + 48	= 76.	Density, 38.
$\text{HNO}_3$ .	Mol. weight, 1 + 14 + 48	= 63.	Density, 31.5.

We may now apply this rule to the carbon compounds, *assuming* the density of carbon vapor to be 12, and see whether the results obtained are correct.

CH <sub>4</sub> .	Mol. weight, 12 + 4 = 16.	Density, 8.
C <sub>2</sub> H <sub>4</sub> .	Mol. weight, 24 + 4 = 28.	Density, 14.
C <sub>2</sub> H <sub>2</sub> .	Mol. weight, 24 + 2 = 26.	Density, 13.
CO.	Mol. weight, 12 + 16 = 28.	Density, 14.
CO <sub>2</sub> .	Mol. weight, 12 + 32 = 44.	Density, 22.
C <sub>2</sub> N <sub>2</sub> .	Mol. weight, 24 + 28 = 52.	Density, 26.

These densities agree with the results which have been reached by direct experiment. Hence we may conclude that just as 16 represents the density of oxygen, so also 12 stands for the density of carbon in its gaseous compounds; and the more we study the latter, the stronger the evidence will become. In a similar way we can investigate the volatile compounds of other nonvolatile elements, and prove that the two-volume law above indicated is of universal application. The seeming exceptions to it will be explained in another chapter.

Among the carbon compounds cited above are three which deserve further consideration at this point. Each of the formulæ C<sub>2</sub>H<sub>4</sub>, C<sub>2</sub>H<sub>2</sub>, and C<sub>2</sub>N<sub>2</sub> is capable of being halved, and the simpler formulæ CH<sub>2</sub>, CH, and CN will represent just as well the composition of these substances by weight. CH<sub>2</sub> indicates precisely the same ratio between C and H as the more complex formula C<sub>2</sub>H<sub>4</sub>; why, then, should we not by preference adopt it? Simply because the density of the gas, doubled, gives us its molecular weight, and the latter agrees only with the higher formula. So also with the other cases. C<sub>2</sub>H<sub>4</sub> is one of a series of hydrocarbons — C<sub>2</sub>H<sub>4</sub>, C<sub>3</sub>H<sub>6</sub>, C<sub>4</sub>H<sub>8</sub>, C<sub>5</sub>H<sub>10</sub>, etc. — in which the relative proportions of hydrogen and carbon do not vary. But in vapor density these substances differ

widely, and from it, as well as from other evidence to be considered under organic chemistry, we deduce the formulæ given above. In short, the same kinds of atoms may combine in the same relative proportions so as to form many different molecular groups or compounds having different vapor density. If by experiment we ascertain the latter, we are able in any given case to assign a correct molecular weight, and from that to draw conclusions as to the proper formula.

Two of the oxides of nitrogen will illustrate the application of these principles still further. In a previous chapter we gave them provisionally the formulæ  $N_2O_2$  and  $N_2O_4$ , so as to bring out more clearly the law of multiple proportions. Properly, however, these particular compounds should be represented by the formulæ  $NO$  and  $NO_2$  respectively. If the formula of the first were  $N_2O_2$ , its density would be 30; whereas experiment shows it to be only 15. Accordingly, we halve the formula, and so get at the true molecular weight. So also with the other oxide.

**Avogadro's Law.** — The more we study the properties of gases, the more we shall be impressed with the simplicity of the laws which govern them. They expand equally by heat, and are affected equally by pressure; and between the molecular weight and the density we have just recognized a very close relation. All these regularities, with others which fall without the scope of this book, suggest a general law for gases, and such a law was announced by the Italian physicist, Avogadro, in 1811. It may be stated as follows:—

*Equal volumes of gases, compared under identical conditions of temperature and pressure, contain equal numbers of molecules.*

K-CEN

CN

This law may be deduced both from chemical and physical evidence, and has strong mathematical foundations; accordingly, it is accepted by chemists and physicists alike. We, however, need to consider it only in its chemical bearings, and in addition to what has already been said, especially with regard to the difference between atoms and molecules.

So far, our standards of comparison have been the *atom* of hydrogen for atomic and molecular weights, and the unit volume of hydrogen for volumes. Using these standards, we have found that for all the elementary gases so far studied, density and atomic weight have both been represented by the same number; which shows that equal volumes of H, N, O, etc., *contain equal numbers of atoms*. For if an atom of O is sixteen times heavier than an atom of H, and a liter of O sixteen times heavier than a liter of H, then the liter of O and the liter of H must contain precisely the same number of atoms. With compound gases, on the other hand, a different relation holds; and, as we have seen, the molecular weight is not equal to, but double, density. The reason for this difference is, that we have been comparing molecules with atoms; whereas, in order to verify Avogadro's law, we should compare molecules only with each other.

If, now, we assume that the molecule of hydrogen consists of two atoms, with a molecular weight of two, and represent in a like manner the molecules of the other elements by OO, NN, Cl<sub>2</sub>, Br<sub>2</sub>, I<sub>2</sub>, etc., we shall find that both elements and compounds will come simply and regularly under Avogadro's law. Then, for every gas or vapor, elementary or compound, the density will be one half the molecular weight; a ratio which is due to the fact that the *half* molecule, or atom of hydrogen, is taken as our standard of comparison.



But the molecule of an element is not necessarily a double atom. The density of ordinary oxygen, for example, is 16; while that of allotropic oxygen, or ozone, is half as heavy again, or 24. We have here two different molecular groups formed by the same kind of atom; and if the molecule of oxygen is  $O_2$ , then the molecule of ozone must be  $O_3$ , with a molecular weight of 48. With mercury and cadmium, the vapor density is half the atomic weight; hence the latter is identical with the molecular weight, and the single atom and the molecule are the same. Phosphorus and arsenic, on the other hand, form vapors twice as heavy as their atomic weights would indicate, and their molecules therefore contain four atoms. These points will be considered more fully when we come to describe these elements.

## CHAPTER XII

### VALENCY

**Natural Groups.** — If we examine the formulæ of many chemical compounds, we shall at first be struck with the great diversity of character among them ; but, upon a closer inspection, certain remarkable regularities, of great theoretical importance, will appear. Let us begin with some of the compounds of hydrogen : —

I	II	III	IV
HF.	H <sub>2</sub> O.	H <sub>3</sub> N.	H <sub>4</sub> C. <sup>1</sup>
HCl.	H <sub>2</sub> S.	H <sub>3</sub> P.	H <sub>4</sub> Si.
HBr.	H <sub>2</sub> Se.	H <sub>3</sub> As.	
HI.	H <sub>2</sub> Te.	H <sub>3</sub> Sb.	

Here we have fifteen elements, which unite with hydrogen in such manner as to fall into four well-defined natural groups. These suggest the following considerations : —


**Valency.** — Every elementary atom has a definite capacity for uniting with other atoms, which we may call its *valency*.<sup>2</sup> Let us again take hydrogen as our standard of comparison, and assume its valency to be unity. Then the elements in the first column of the table, which unite atom for atom with hydrogen, may be called *univalent*, those which take two atoms of hydrogen *bivalent*, and those in the third and fourth columns *trivalent* and *quadrivalent* respectively. The atoms themselves, with reference

<sup>1</sup> This particular hydrocarbon is given here because it contains a higher proportion of hydrogen than any other.


<sup>2</sup> Also called by various writers “valence,” or “quantivalence.”

to their valency, may be concisely termed *monads*, *dyads*, *triads*, and *tetrads*—these names being derived from the Greek numerals. Later on we shall meet with *quinquivalent* and *sexivalent* elements, whose atoms are called *pentads* and *hexads* respectively.


The proportions in which atoms combine together depend upon valency. Thus, one monad can unite with one monad, one dyad with two monads, one triad with three monads, and one tetrad with four monads. This is shown in the foregoing table, and also in the following formulæ. The Roman numerals serve to indicate the valency of the several elements:—



Again, one dyad unites with one dyad, two triads with three dyads, and one tetrad with two dyads, thus:—

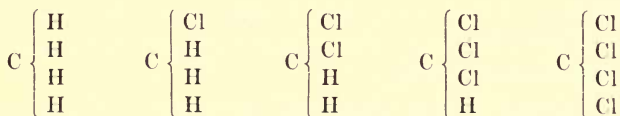


In each of these cases the valencies of one element exactly balance those of the other. Some of the symbols used belong to metals which do not combine with hydrogen, but of which the valency may be determined with reference to univalent chlorine or bivalent oxygen. Take, for example, some of the compounds of potassium, calcium, bismuth, and tin:—



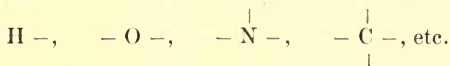
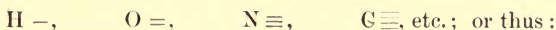
In many cases valency may be made clearer to the eye by a different use of symbols. For instance, carbon unites

with hydrogen and chlorine to form the following series of compounds:—



Here we have the hydrogen atoms successively replaced or *substituted* by chlorine atoms, in such a way as to show at a glance the equivalency of these elements and the quadrivalency of the carbon.

**Structural Formulæ.**—Still another method of representing valency consists in attaching to the symbol of each element the necessary number of dashes, thus:—

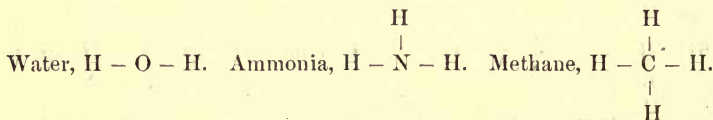


From these symbols we may derive a system of *structural* formulæ, as they are called, of which the following are good examples:—

Free hydrogen,  $\text{H} - \text{H}$ , or  $\text{H}_2$ .

Free oxygen,  $\text{O} = \text{O}$ , or  $\text{O}_2$ .

Free nitrogen,  $\text{N} \equiv \text{N}$ , or  $\text{N}_2$ .



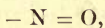
Carbon dioxide,  $\text{O} = \text{C} = \text{O}$ .

Cyanogen,  $\text{N} \equiv \text{C} - \text{C} \equiv \text{N}$ .

Nitrogen monoxide,  $\text{N} = \text{N}$ .

Nitrogen trioxide,  $\begin{array}{c} \text{O} = \text{N} \\ \text{O} = \text{N} > \text{O}, \text{ etc.} \end{array}$

**Unsaturated Compounds.**—In some cases we encounter formulæ in which the conditions of valency are not satisfied. For instance, in nitric oxide,  $\text{NO}$ , we have





and one of the valencies or *bonds of affinity* of the nitrogen atom is uncombined. Such a compound is called an *unsaturated* compound, and it enters into further union with other elements with very great ease. Thus, from the compound just cited, by combination with chlorine, we get a substance having the formula  $\text{Cl} - \text{N} = \text{O}$ , and in which we see a triad united with a monad and a dyad in such a way that the valencies exactly balance. It will be seen at once that the molecules of free hydrogen, oxygen, and nitrogen are to be regarded as *saturated* compounds, while the free atoms, if they could exist separately, would be unsaturated. In many chemical changes the elementary atoms are probably set free, but immediately reënter into union with each other to form molecules.

**Compound Radicles.** — In the case of cyanogen we meet with a group of atoms which behaves like an element, and is called a compound radicle. The formula of the gas is given above, and represents really two CN groups united to  $\text{C}_2\text{N}_2$ . The CN group itself, the true compound radicle, is univalent, thus:—




and therefore is capable of combining with elements in much the same way as chlorine. For example:—

Chlorine, $\text{Cl} - \text{Cl}$ .	Cyanogen, $\text{CN} - \text{CN}$ .
Hydrochloric acid, $\text{H} - \text{Cl}$ .	Hydrocyanic acid, $\text{H} - \text{CN}$ .
Potassium chloride, $\text{K} - \text{Cl}$ .	Potassium cyanide, $\text{K} - \text{CN}$ , etc.

Care must be taken not to misapprehend the meaning of these “structural” formulæ. They are not intended to represent the relative position of the atoms in space, but merely to indicate to the eye the chemical relations of the substances thus symbolized. By their aid chemical reactions become more easily intelligible, and in many

cases they help the chemist to predict the composition and best mode of preparing compounds even in advance of actual discovery. The whole theory of valency will become clearer when we study it in the light of organic chemistry; and one more illustration of it will suffice for the present chapter.

**Constitution of Acids.** — A brief reference was made in a previous chapter to three important classes of compounds, acids, bases, and salts. So far we have studied but two important acids; namely, nitric acid,  $\text{HNO}_3$ , and carbonic acid,  $\text{H}_2\text{CO}_3$ . These have the following structural formulæ: —



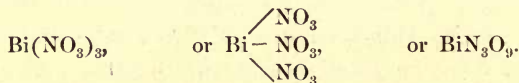
In these formulæ we may regard the  $\text{NO}_3$  group of atoms, which is found in all nitrates, as univalent; while the  $\text{CO}_3$  group, which characterizes the carbonates, is bivalent, as the two hydrogen atoms united with it clearly show. Now, the salts of these acids are really formed by replacing the hydrogen by metals; and just here the laws of valency come into play. Thus, with univalent metals, nitrates are formed having formulæ like the subjoined: —



With bivalent metals we get salts like these: —

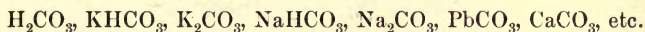


And with a trivalent metal, like bismuth, we get, —



Since these salts are called respectively potassium, sodium, silver, lead, calcium, and bismuth nitrates, it is plain that the acid itself might fairly be named hydrogen nitrate. That is, in acids, hydrogen, which is an essential constituent of every acid, behaves chemically like a metal, and gives us an additional argument in favor of its metallic character. These formulæ also show us that the nitrate of any metal may be represented as resulting from the combination of univalent  $\text{NO}_3$  with the metal in a proportion depending upon the valency of the latter. Hence, if we know the valency of a metal, we can at once write the formula of its nitrate.

With carbonic acid similar rules hold good, but here the hydrogen may be either partly or wholly replaced. Thus we have, —



As we become acquainted with more acids, we shall find like principles always to be applicable, and that a knowledge of valency will enable us to write a vast number of formulæ which could not possibly be remembered unless connected by some such general law.

## CHAPTER XIII

### THE CHLORINE GROUP

X **The Group.** — The four univalent elements, fluorine, chlorine, bromine, and iodine, are so similar in their chemical relations that they form an exceedingly definite natural group. In their differences they exhibit a remarkable gradation of properties, which follows the order of their atomic weights. In the free state fluorine is a colorless gas, chlorine is a greenish yellow gas, bromine is a heavy, brownish red liquid, and iodine is a black solid which forms beautiful purple vapors. With hydrogen fluorine unites so strongly that the two elements can be separated only with extreme difficulty; chlorine combines with it vigorously, bromine easily, and iodine only with difficulty. In general, chlorine acts more energetically upon other substances than bromine, while iodine is the least active of all. As a rule, the compounds of bromine have properties intermediate between those of chlorine and iodine. These three elements also resemble one another in odor.

X **Fluorine.** — Fluorine is found in nature in various minerals, and minute quantities of its compounds also occur in bones, milk, and blood. Its atomic weight is 18.9, and its chief sources are the two minerals fluor spar and cryolite. The latter, which is brought in great quantities from Greenland, is a fluoride of aluminum and sodium,  $3\text{NaF}, \text{AlF}_3$ ; and is used in making soda, alum, metallic aluminum, and porcelain glass. Just as the compounds of oxygen with other elements are called oxides, the com-



pounds of fluorine are termed fluorides. So, also, we have chlorides, bromides, and iodides, formed by chlorine, bromine, and iodine respectively. With hydrogen these elements form acids, as follows : —

Hydrogen fluoride, or hydrofluoric acid, HF.

Hydrogen chloride, or hydrochloric acid, HCl.

Hydrogen bromide, or hydrobromic acid, HBr.

Hydrogen iodide, or hydriodic acid, HI.

Fluorine can be isolated by the action of an electric current, at very low temperatures, upon anhydrous hydrofluoric acid; a substance which itself is difficult to prepare. It is a colorless gas of a pungent odor, and exceedingly corrosive. It corrodes nearly all metals, and attacks glass with great vigor. Indeed, its chemical activity is higher than that of any other element. It is also the only element which has not yet been made to combine with oxygen.

**Hydrofluoric Acid.** — The only fluorine compound sufficiently important for description here is hydrofluoric acid. This is usually prepared by treating calcium fluoride,  $\text{CaF}_2$ , commonly known as fluor spar, with sulphuric acid. Any other metallic fluoride would do, but this one is the most abundant. The reaction is as follows : —



The pure acid is a very volatile liquid, having the most violently corrosive properties. A drop of it on the skin will produce a painful ulcer which may not heal for several weeks. Even the weaker acid containing water, such as is commonly prepared, has to be handled with extreme care.

Hydrofluoric acid is chiefly remarkable for its power of attacking glass, which may be shown by the following experiment : —

EXPERIMENT 45.— Cover a sheet of glass with wax, and cut a design through the wax with the point of a needle. Make a small dish or tray out of a piece of sheet lead, and in it mix some powdered fluor spar to a paste with strong sulphuric acid. Place the prepared glass over this dish, face downward, and warm it gently. Wherever the wax has been scratched away, the glass will be corroded.

This process is practically used for etching designs upon glass, for marking the graduation upon the stems of thermometers, and so on. The commercial acid contains much water, and is preserved in bottles made of gutta-percha, or,

better still, of ceresin. Formerly it was preserved in leaden flasks, for upon lead it acts but slightly. Even now, the crude, commercial acid is sold in large leaden jugs.

**Chlorine.**— Chlorine, the atomic weight of which is 35.18, is by far the most important element of this group. It is found in nature in many compounds, the most abundant one being sodium chloride,  $\text{NaCl}$ , or common salt. This is the chemist's starting point for the preparation of chlorine, and of all its other compounds.

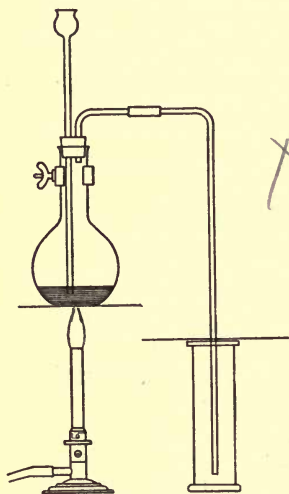
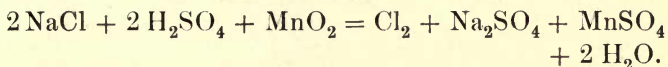


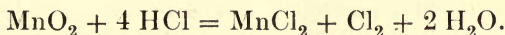
FIG. 31.— Preparation of Chlorine.

EXPERIMENT 46.— In a large flask provided with a delivery tube, mix one part of common salt, one of manganese dioxide, two of sulphuric acid, and two of water. Upon heating gently, chlorine gas will be evolved in a continuous stream, and may be collected by displacement (Fig. 31). It cannot conveniently be collected over water or mercury, since it is quite soluble in the one and it attacks the other.

In this experiment two different reactions take place. First, the sulphuric acid attacks the sodium chloride, forming sodium sulphate and setting hydrochloric acid free. The latter then reacts upon the manganese dioxide, giving up its hydrogen to unite with the oxygen of the latter, and so liberating the chlorine. The whole change is as follows : —



A simpler but no better mode of preparation, involving the same apparatus, consists in treating the manganese dioxide directly with common hydrochloric acid. The reaction then is —



In either equation we have two atoms — that is, *one molecule* — of chlorine set free. There are still other processes for the manufacture of chlorine which are used on a large commercial scale, but they need no extended notice here.

Chlorine was discovered by Scheele in 1774. It is a greenish yellow gas, two and a half times heavier than air, and having a highly irritating odor. Even a trace of it, if inhaled, will produce a painful sense of suffocation. By cold and pressure it may be condensed to a heavy yellow liquid, and at  $-102^\circ$  it solidifies.

Cold water absorbs about two and a half times its bulk of chlorine. The solution, which is known in the laboratory as chlorine water, is yellowish, and smells strongly of the gas. It is a useful substance in some of the processes of chemical analysis, but it must be kept in the dark, or in a bottle covered with black paper. Exposed to the light, chlorine decomposes water, withdrawing hydrogen to form hydrochloric acid, and setting oxygen free.

EXPERIMENT 47.—Fill a small flask with chlorine water prepared by passing chlorine into water as long as it is absorbed, and invert it in a dish of the same solution. Leave the liquid for some time exposed to sunlight. Oxygen will form in bubbles and collect in the upper part of the flask, where it may easily be identified.

Chlorine unites vigorously with nearly all the elements, and especially with the metals. A bit of phosphorus, plunged into a jar of the gas, will spontaneously inflame, and powdered antimony or thin copper foil will also ignite readily.

EXPERIMENT 48.—Prepare some chlorine by either of the methods previously described, and dry it by allowing it to pass through a tube containing lumps of calcium chloride. Into a jar of this perfectly dry gas throw some powdered antimony. The latter will burn brilliantly, filling the jar with dense fumes. Dip into another portion of the chlorine a piece of paper moistened with *warm* turpentine. This also will ignite and burn with a sooty flame. Into a third jar of the gas plunge a lighted candle. It will continue to burn with a reddish flame, emitting dense clouds of smoke. Combustion, then, although commonly due to oxidation, is not always so. It is simply a phenomenon of violent chemical action, and may be produced by union either with oxygen or other elements.

**Bleaching.** — Although chlorine has a considerable number of uses in the arts, its chief practical importance is due to its property of bleaching vegetable colors. This is easily illustrated : —

EXPERIMENT 49.—Dip some slips of litmus paper, some bits of bright calico, and some highly colored flowers into chlorine water. They will be bleached. Add chlorine water to a solution of indigo, and the latter will be decolorized. Characters written in ordinary ink may be obliterated by exposure to chlorine, but printer's ink, which consists of carbon, is not affected.

**Disinfecting.** — Chlorine is also a vigorous disinfectant. This property, and its value as a bleaching agent, both



depend upon its strong affinity for hydrogen, which is partly illustrated in Experiment 47. The ignition of turpentine and the burning of a candle in chlorine are also due to the active union of this element with the hydrogen which they contain. In most cases chlorine is applied for bleaching or disinfecting purposes in presence of moisture. The latter gives up its hydrogen, and the oxygen thus set free acts with especial vigor, at the moment of its liberation, upon the coloring matter or putrescent substance which is to be destroyed. Chlorine, therefore, may be regarded as indirectly an oxidizing agent; although in some cases it acts destructively upon obnoxious compounds by withdrawing hydrogen and so breaking up their molecules. These uses of chlorine will be considered farther on, when we study the properties of bleaching powder.

**Hydrochloric Acid.**—With hydrogen, chlorine forms but a single compound, hydrochloric acid,  $\text{HCl}$ ; and some of the circumstances under which it is produced have been already described.

When equal volumes of hydrogen and chlorine are mixed together in the dark they will remain without action upon each other for an indefinitely long time. If the jar or bottle containing them be exposed to ordinary diffused daylight, they will slowly and quietly combine; but if they are suddenly brought from darkness into the full glare of the sun, they will unite instantaneously with explosive violence. This may be experimentally verified by filling a flask in the dark with the gaseous mixture, wrapping it in a cloth, and then, in strong sunlight, pulling away the cloth by means of a long string. The flask will be shattered by the explosion which ensues. Light is frequently instrumental in bringing about chemical

changes. In this case it produces chemical union; on the photographic plate it causes decomposition; and the fading of colored fabrics in sunlight also illustrates the same thing. Some of these matters will be further discussed in connection with other topics.

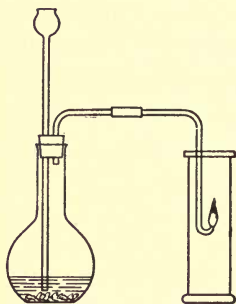


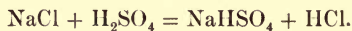
FIG. 32.—Combustion of H in Cl.

EXPERIMENT 50.—An additional example of the direct union of hydrogen and chlorine is furnished by the combustion of the former gas in the latter. The apparatus may be arranged as in Fig. 32, hydrogen being generated in the flask in the usual way, while the jet dips into a cylinder or jar containing the chlorine. The hydrogen

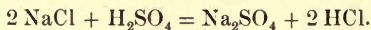
flame should be first kindled in the air, with the ordinary precautions (see Experiment 6), and then lowered into the chlorine.

For practical purposes, however, hydrochloric acid is prepared by a wholly different method.

EXPERIMENT 51.—In a glass flask provided with a delivery tube heat some perfectly dry common salt with about twice its weight of strong sulphuric acid. Hydrochloric acid will be evolved with much effervescence, and may be collected over mercury. If an aqueous solution of the gas is wanted, the delivery tube may dip into a jar of water. As the experiment is conducted in the schoolroom, the reaction is as follows:—



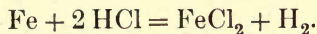
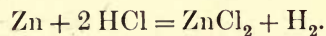
In making the acid on a commercial scale, a higher temperature is applied, and only half as much sulphuric acid is taken. The reaction then is:—



When we study sulphuric acid and the sulphates, the full significance of these equations will appear.

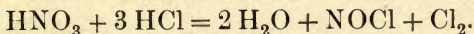
Hydrochloric acid is a colorless gas of pungent odor, and density 18.1. In it the two component gases are united without condensation. It dissolves very freely in water, and the commercial hydrochloric or muriatic acid is merely its strong aqueous solution. This solution emits acrid, suffocating fumes, and should be as colorless as water; the common acid, however, is bright yellow, in consequence of impurities. It contains from 30 to 40 per cent of the gaseous acid.

Hydrochloric acid is one of the strongest and most important of acids. It is used extensively in the manufacture of chlorine, and for a great variety of other purposes. It dissolves many of the metals, such as tin, zinc, and iron—hydrogen being evolved, and the chlorides of the metals being formed:—



In these reactions the metals replace the hydrogen of the acid, just as in the cases previously noticed, but here the salts formed are chlorides. In a similar way hydrofluoric acid yields fluorides, hydrobromic acid yields bromides, and hydriodic acid yields iodides. The student may advantageously test the solvent properties of hydrochloric acid upon several of the commoner metals. Some will be dissolved and others not attacked at all; and the solutions of the former may be made by evaporation to deposit crystals of chlorides.

**Aqua Regia.**—Hydrochloric<sup>1</sup> and nitric acids mutually decompose each other with evolution of chlorine:—



<sup>1</sup> When hydrochloric acid is spoken of, the aqueous solution is usually meant. The pure HCl is commonly specified as hydrochloric acid gas.

The compound  $\text{NOCl}$  was referred to in a previous chapter. It is an orange-colored gas of slight importance. The mixture of acids is, however, very important, since, by virtue of the chlorine which it liberates, it has the power of dissolving gold. No single acid, except selenic, will do this; and so the alchemists gave the mixture the name of *aqua regia*, or royal water, gold being considered the king of metals. It also dissolves platinum.

EXPERIMENT 52. — In each of two test tubes put a bit of gold leaf. Cover one with nitric and the other with hydrochloric acid. Neither will be attacked. Mix the contents of both test tubes and warm gently. The gold will dissolve, forming a yellow solution.



## CHAPTER XIV

### THE CHLORINE GROUP (*Continued*)

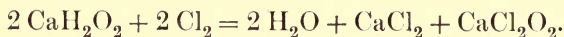
**Oxides of Chlorine.** — With oxygen chlorine does not combine directly; but, by indirect processes, three oxides,  $\text{Cl}_2\text{O}$ ,  $\text{Cl}_2\text{O}_3$ , and  $\text{Cl}_2\text{O}_4$ , have been obtained. They are gases of irritating odor and dangerously explosive character. There is also a heptoxide,  $\text{Cl}_2\text{O}_7$ , a liquid, which is likewise highly explosive. With hydrogen and oxygen chlorine yields a remarkable series of acids, of which hydrochloric acid may fairly be considered the first member : —

$\text{HCl}$ ,	. . . . .	Hydrochloric acid.
$\text{HClO}$ ,	. . . . .	Hypochlorous acid.
$\text{HClO}_2$ ,	. . . . .	Chlorous acid.
$\text{HClO}_3$ ,	. . . . .	Chloric acid.
$\text{HClO}_4$ ,	. . . . .	Perchloric acid.

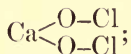
It will be observed that chlorous and chloric acids resemble in formula nitrous and nitric acids,  $\text{HNO}_2$  and  $\text{HNO}_3$ . The prefix *hypo*, which we meet in *hypochlorous* acid, is often used to indicate compounds which are relatively low in a series. For example, *hyposulphurous* and *hypophosphorous* acids contain less oxygen than sulphurous and phosphorous acids respectively. The prefix *per*, on the other hand, as in *perchloric* acid, is expressive of higher combination. Thus we have the terms *peroxide*, *perchloride*, etc., applied to compounds more than ordinarily rich in oxygen or chlorine. These names are some-

what arbitrary, and no definite rule governs them without exception.

**Hypochlorous Acid.**—Hypochlorous acid,  $\text{HClO}$ , although unimportant by itself, forms some salts of the very highest importance. When chlorine gas is passed into a cold and dilute solution of caustic soda, it is copiously absorbed, and a mixture of sodium chloride and sodium hypochlorite,  $\text{NaClO}$ , is produced. The latter compound has a peculiar, sickish odor, and is used for disinfecting purposes. In pharmacy it is commonly known as Labarraque's solution. If chlorine be passed over slaked lime, instead of into caustic soda, a mixture of calcium chloride and calcium hypochlorite results from the action, and this is the well-known "chloride of lime," or bleaching powder of commerce. The reaction which forms it is as follows:—



The last compound in this equation may also be written, —



and, when contrasted with  $\text{H}-\text{O}-\text{Cl}$  and  $\text{Na}-\text{O}-\text{Cl}$ , it serves to illustrate the bivalency of calcium.

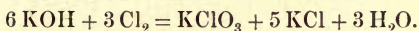
**Bleaching Powder.**—Bleaching powder is extensively used both for bleaching and as a disinfectant. It has the peculiar odor which is characteristic of all hypochlorites, and it owes its efficiency in great measure to the readiness with which it gives up its chlorine. In short, it affords us a convenient means of storing and transporting chlorine in an available form for most of its practical applications. At the beginning of this century all linen and cotton fabrics were bleached by long exposure on the grass to the action of sunlight and moisture. To-day they are bleached by chlorine, applied as a solution of calcium hypochlorite;

and in a few hours, in a small area, more bleaching can be done than was formerly accomplished in several months on many acres of grass land.

EXPERIMENT 53.— Shake up a quantity of “chloride of lime” with about four times its bulk of water; allow the mixture to settle thoroughly, and then carefully pour off the clear solution. With this solution repeat the bleaching experiments given under the heading of Experiment 50. In each case, however, first moisten the object to be bleached with very dilute sulphuric acid or with vinegar. Acids serve to liberate chlorine from bleaching powder.

**Chloric Acid.**— Chlorous acid and the chlorites are wholly unimportant; but in chloric acid and its salts we meet with compounds of considerable utility and interest.

EXPERIMENT 54.— Pass a stream of chlorine gas into a *weak* and *cold* solution of caustic potash. Potassium *hypochlorite*, K-O-Cl, will be formed, and may be recognized by its odor and bleaching properties. Now repeat the experiment with a *hot* and *strong* solution of the caustic potash. Potassium *chlorate* will be produced, and will be deposited in tabular crystals when the solution cools:—



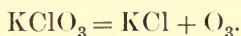
Chloric acid itself has never been prepared quite free from water. In its most concentrated state it is a colorless, sirupy, intensely sour liquid, resembling nitric acid in many of its properties. It is so powerful an oxidizing agent that when it is merely dropped upon paper the latter will ignite.

**The Chlorates.**— The chlorates of potassium and sodium,  $\text{KClO}_3$  and  $\text{NaClO}_3$ , are compounds of commercial importance. Potassium chlorate is especially useful as a source of oxygen in the manufacture of certain explosive mixtures, and as a medicinal agent. We have already met with it in Experiment 10, but the following experiments may also profitably be made:—

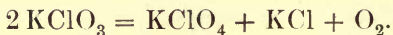
EXPERIMENT 55. — Allow a drop of strong sulphuric acid to fall upon a crystal of potassium chlorate. There will be violent action, and an evolution of yellow, pungent fumes. The latter consist of chlorine tetroxide,  $\text{Cl}_2\text{O}_4$ . If too much chlorate be used, an explosion may ensue; and if the salt be mixed with sugar or starch, the mass will take fire and burn brilliantly. A mixture of potassium chlorate with sugar forms a white gunpowder, which, however, is too dangerous for practical use.

EXPERIMENT 56. — Rub vigorously together, in a porcelain or iron mortar, a pinch of potassium chlorate and a pinch of sulphur. Explosions more or less sharp will result from the friction. If a little of the mixture be placed on an anvil, or upon an iron plate, and struck with a hammer, the explosion will be almost deafening. Care, therefore, should be taken not to pulverize chlorates with other substances, although by themselves they may be rubbed to powder with safety. In this experiment we see that mechanical energy may produce a vigorous chemical action. All these experiments illustrate the peculiarities of chlorates in general, and not merely those of the potassium salt in particular.

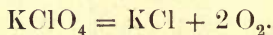
We have already learned that the most convenient mode of preparing oxygen is to heat potassium chlorate; the reaction being commonly written: —



In reality, the reaction is much more complicated, and consists of two stages: First, part of the chlorate is decomposed by the heat, a portion of its oxygen being liberated, while the remainder goes to effect a further oxidation of some of the original salt. The equation is as follows: —



In the second stage the  $\text{KClO}_4$  is decomposed, thus: —



The compound  $\text{KClO}_4$  is potassium perchlorate; and from it, by proper means, perchloric acid,  $\text{HClO}_4$ , may be



obtained as an oily liquid of specific gravity 1.782. Thrown upon paper or wood, the pure acid causes their immediate ignition; dropped upon charcoal, it explodes with terrific violence; in contact with the skin, it produces wounds which do not heal for months.

There is but one compound of chlorine with nitrogen, the formula being probably  $\text{NCl}_3$ . It is an oily liquid of such terribly explosive properties that it should never be prepared except by experienced chemists, and then only in very small quantities. It was discovered by Dulong, who paid for his discovery with the loss of three fingers and an eye.

There are several compounds of carbon with chlorine; but as they are derivatives of hydrocarbons, they are usually described under the head of organic chemistry. A few formulæ will suffice for present examples:—

$\text{CH}_4$  yields  $\text{CCl}_4$ .

$\text{C}_2\text{H}_4$  yields  $\text{C}_2\text{Cl}_4$ .

$\text{C}_3\text{H}_8$  yields  $\text{C}_3\text{Cl}_8$ .

$\text{C}_6\text{H}_6$  yields  $\text{C}_6\text{Cl}_6$ .

**Bromine.**—Bromine, the third member of the chlorine group, is the only element known, except mercury, which is liquid at ordinary temperatures. It owes its name to a Greek word signifying a stench, because of its terribly suffocating odor. Its atomic weight is 79.34, its specific gravity in the liquid state is 3.187, and it boils at  $63^\circ \text{C}$ . Its color is dark red, almost black; and it emits red fumes which somewhat resemble nitrogen tetroxide. It has some uses in analytical chemistry, and it is also employed in the manufacture of certain organic dyes. Some of the bromides, especially potassium bromide, are important medicinal agents; and they are also considerably used in the art of photography.

Bromine is chiefly found, as sodium or magnesium bromide, in sea water and the waters of many mineral springs.

It has been produced in large quantities from some salt wells in the Kanawha Valley of West Virginia. After the common salt has crystallized out from the brine, the remaining "mother liquor" is heated with manganese dioxide and sulphuric acid. These reagents liberate bromine in precisely the same way that they liberate chlorine, and the bromine is distilled off into a well-cooled receiver.

**Compounds of Bromine.** — The compounds of bromine are strikingly similar to the compounds of chlorine, but are not quite so numerous. No oxide of bromine is known, but we have : —

$\text{HBrO}_3$	. . . . .	Bromic acid.
$\text{HBr}$	. . . . .	Hydrobromic acid.
$\text{NBr}_3$	. . . . .	Nitrogen bromide.
$\text{CBr}_4$	. . . . .	Carbon tetrabromide, etc.

Salts are also known corresponding to hypobromous acid,  $\text{HBrO}$  (a bleaching acid), and perbromic acid,  $\text{HBrO}_4$ .

**Iodine.** — Iodine is found in minute quantities in sea water, from which, in the form of iodides, it is taken up by marine plants. It is obtained, commercially, from the ashes of seaweeds, which are first treated with water. The solution thus obtained is then heated with manganese dioxide and sulphuric acid, and the iodine is thus set free. The reaction is precisely like that by which chlorine and bromine are prepared.

The element itself is a black solid with a metallic luster, and an odor faintly resembling that of chlorine. Its specific gravity is 4.95, and its atomic weight is 125.89. It is slightly volatile at ordinary temperatures, it melts at  $115^\circ \text{C}$ ., and boils at  $200^\circ$ . Its vapor has a magnificent violet color, to which, from the Greek word meaning violet, it owes its name.

EXPERIMENT 57. — Put a fragment of iodine in the bottom of a dry test tube, and heat it gently over a flame. The violet vapors will recondense in the upper and cooler part of the tube. This process, by which a solid is vaporized and again condensed without passing through the intermediate liquid state, is called sublimation. The best commercial iodine is commonly labeled “resublimed.”

EXPERIMENT 58. — Into the test tube used for the last experiment pour a little alcohol. The iodine will presently dissolve. The solution thus obtained is much used in medicine under the name of “tincture of iodine.” Water will dissolve only a mere trace of the element.

EXPERIMENT 59. — Make a little starch paste by warming common starch with water. A drop of tincture of iodine added to this will strike a deep blue color. This is the ordinary test for free iodine.<sup>1</sup> Conversely, iodine is a test for starch.

EXPERIMENT 60. — Mix a solution of potassium iodide with some of the starch paste. Now add a few drops of chlorine water. Iodine will be set free, and the mixture will become blue. Chlorine and bromine both liberate iodine from iodides.

**Compounds of Iodine.** — Iodine and its compounds are much used in medicine, in photography, and in the preparation of certain aniline dyes. In general, the compounds resemble those of chlorine and bromine. Hydriodic acid, HI, is a colorless gas soluble in water. But one oxide is known — the pentoxide,  $I_2O_5$ , which is produced easily by the direct oxidation of iodine. There are also two acids, iodic and periodic,  $HIO_3$  and  $HIO_4$ , which are much more stable than the corresponding compounds of chlorine.

With nitrogen and hydrogen iodine forms a compound which is curiously explosive. Its formula is  $N_2H_3I_3$ , although it is rarely obtained perfectly pure.

EXPERIMENT 61. — Pour a little strong ammonia water over some powdered iodine, and let it stand for half an hour. Filter the black sediment off upon several small filters, and spread these, while they are still wet, at a distance from one another to dry. When the powder,

<sup>1</sup> Refer back to the test for ozone in the chapter on oxygen.

which is impure nitrogen iodide, is thoroughly dry, it will explode even at the touch of a feather. It is one of the most sensitive detonating substances known, and never more than a few grains of it should be prepared at a time.

**Comparative Table.**—The following table of formulae may serve to assist the memory concerning the chief compounds of F, Cl, Br, and I:—

HF	HCl	HBr	HI
—	HClO	HBrO	—
—	HClO <sub>2</sub>	—	—
—	HClO <sub>3</sub>	HBrO <sub>3</sub>	HIO <sub>3</sub>
—	HClO <sub>4</sub>	HBrO <sub>4</sub>	HIO <sub>4</sub>
—	Cl <sub>2</sub> O	—	—
—	Cl <sub>2</sub> O <sub>3</sub>	—	—
—	Cl <sub>2</sub> O <sub>4</sub>	—	—
—	—	—	I <sub>2</sub> O <sub>5</sub>
—	Cl <sub>2</sub> O <sub>7</sub>	—	—
—	NCl <sub>3</sub>	NBr <sub>3</sub>	—
—	CCl <sub>4</sub>	CBr <sub>4</sub>	Cl <sub>4</sub>

As we go on, we shall find that these elements always form closely similar compounds. The blanks in the foregoing table do not imply that the compounds which should fill them cannot exist, merely that they are as yet unknown. By future discoveries the table may be made far more complete.



## CHAPTER XV

### SULPHUR

X **The Sulphur Group.** — Sulphur, selenium, and tellurium are three bivalent elements which, together with oxygen, form a second well-marked natural group. A few formulæ will show their chemical similarity: —

$H_2O$	$H_2S$	$H_2Se$	$H_2Te$
$H_2O_2$	$H_2S_2$	—	—
$CO_2$	$CS_2$	—	—
$OO_2$ (ozone)	$SO_2$	$SeO_2$	$TeO_2$
—	$SO_3$	—	$TeO_3$
—	$H_2SO_3$	$H_2SeO_3$	$H_2TeO_3$
—	$H_2SO_4$	$H_2SeO_4$	$H_2TeO_4$

X **The Element.** — Sulphur occurs abundantly in nature, both free and combined. Among the sulphides<sup>1</sup> we find the chief ores of lead, mercury, silver, copper, and antimony, and some of the commonest minerals containing iron and zinc. Calcium sulphate, or gypsum, exists in vast quantities, and other sulphates are frequently met with. Sulphur is also found in such animal substances as hair, albumen, etc., and in the pungent oils to which garlic, mustard, and horse-radish owe their biting flavors. The blackening of silver spoons by eggs is due to the formation of silver sulphide by the sulphur which the eggs contain.

Much of the sulphur of commerce is native sulphur

<sup>1</sup> Formerly called "sulphurets."

from Southern Italy and Sicily; but it is also mined in Louisiana, and is found in considerable quantities in Utah and Nevada. It is usually of volcanic origin, and occurs sometimes in brilliant crystals, but more commonly in opaque masses mixed with dirt. By a simple process it is melted out from its earthy impurities, after which it is




FIG. 33. — Distillation of Sulphur.

refined by distillation, as shown in Fig. 33. The vapor passes from the retort into a large brick chamber, in which it condenses at once to the fine powder known as “flowers of sulphur.” By degrees the walls of the chamber become heated, and then a part, or even all, of the sulphur assumes the liquid state, and is drawn off into molds. This gives the round sticks called “roll brimstone.” Still another

variety of sulphur, "lac sulphur," is prepared by adding hydrochloric acid to a solution of calcium sulphide. It is precipitated as a fine white powder which is used in medicine.

Sulphur is ordinarily a yellow, brittle solid, without taste or odor. It dissolves in carbon disulphide, but not in water; it melts at  $114.5^{\circ}\text{C}$ ., and boils at  $448^{\circ}$ . Its atomic weight is 31.83; but below  $500^{\circ}$  the density of its vapor is four times this, or 127.32. Between  $800^{\circ}$  and  $1000^{\circ}$  the vapor density becomes normal, and agrees with the atomic weight. Hence, applying Avogadro's law, and remembering that the vapor density is always half the molecular weight, we find that at ordinary temperatures the sulphur molecule is  $\text{S}_8$ , but at very high temperatures it becomes  $\text{S}_2$ .

**Allotropic Forms.** — Sulphur is a remarkable example of allotropy. The natural crystals are rhombic octahedra, and similar crystals are deposited from a solution of the element in carbon disulphide. Their specific gravity is 2.07. From fusion, however, sulphur solidifies in slender prisms of specific gravity 1.98. Accordingly, sulphur is said to be *dimorphous*. A body capable of crystallizing in three distinct forms would be *trimorphous*.

EXPERIMENT 62. — Carefully melt a little sulphur in a test tube, and let it stand quietly to cool. Crystals, like slender needles, will



FIG. 34. — Crystals of Sulphur, both forms.

shoot out from the sides of the tube toward the center, and form a solid interlacing mass. A better plan, perhaps, is to melt a consider-

able quantity of sulphur in an earthen crucible, and let it cool until a crust forms over the top. Upon breaking this crust and pouring out the still fluid material beneath it, the crucible will be found to be lined with slender prismatic crystals. This is a general method for crystallizing substances from fusion. Bismuth, thus treated, yields superb crystals.

A third variety of sulphur, *plastic sulphur*, may be obtained by pouring melted sulphur into cold water.

EXPERIMENT 63. — Fill a test tube half full of sulphur, and heat gradually over a flame. At  $114.5^{\circ}$  it will melt to a clear, amber-colored fluid, which, as the temperature rises, will become darker in tint and quite viscid. At  $230^{\circ}$  it will be almost black, and so thick that the test tube may be inverted without a drop running out. Above  $250^{\circ}$  it again will become fluid, and if it be poured into cold water it will assume the form of a brownish mass which may be worked between the fingers like putty, or even drawn out into slightly elastic threads. By much kneading, or even by standing for a few days, the plastic mass will crumble and pass back into ordinary sulphur.

Sulphur combines easily with most of the other elements. In Experiment 1 its union with a metal was shown; and at this point the pupil may advantageously repeat the experiment with the three metals, copper, iron, and zinc.<sup>1</sup> The element has many uses. It is an ingredient of gunpowder, of matches, and of vulcanized rubber; and immense quantities of it are consumed in the manufacture of sulphuric acid, and in the bleaching of silks and woollens.

**Hydrogen Sulphides.** — With hydrogen, sulphur combines like oxygen in two proportions, forming  $H_2S$  and  $H_2S_2$ . The latter is an oily liquid, of nauseous odor and

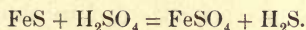
<sup>1</sup> A mixture of 32 parts of flowers of sulphur with 65 parts of zinc in the form known as "zinc dust," may be ignited by a match. It burns with a beautiful greenish flame, leaving a bulky residue of yellowish white zinc sulphide. In a confined space the combustion is explosive.



powerful bleaching properties, but having only theoretical importance.

Hydrosulphuric acid, also known as hydrogen sulphide, is a colorless gas, having the peculiar odor of rotten eggs. Its density, as shown by the formula  $\text{H}_2\text{S}$ , is 16.9; and it burns with a blue flame to form sulphur dioxide and water:  $\text{H}_2\text{S} + 3\text{O} = \text{H}_2\text{O} + \text{SO}_2$ . In the concentrated state it is poisonous to inhale; and it may be reckoned as one of the more objectionable products of animal putrefaction. For laboratory purposes it is usually prepared by the action of dilute sulphuric acid upon iron sulphide, which latter substance is made by heating together iron filings and sulphur.

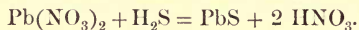
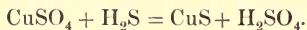
EXPERIMENT 64.—Place some iron sulphide, broken into small fragments, in the flask previously used for the preparation of hydrogen, and pour over it some dilute sulphuric acid. The hydrosulphuric acid will be given off with effervescence, and may be collected by displacement. Verify its combustibility as in the case of hydrogen, bearing in mind that it also makes an explosive mixture with air. By passing a stream of the gas through water a solution of it may be obtained, which will be of use in subsequent experiments. The present experiment may be represented by the subjoined equation:—



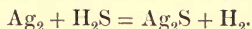
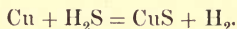
Hydrosulphuric acid is largely used as a test reagent in qualitative analysis, for the precipitation, as sulphides, of lead, copper, tin, antimony, bismuth, cadmium, etc.

EXPERIMENT 65.—Dissolve in water, in separate test tubes or beaker glasses, small amounts of lead nitrate, copper sulphate, cadmium sulphate, and tartar emetic, and acidulate each solution with a few drops of hydrochloric acid. Now pass into each a few bubbles of  $\text{H}_2\text{S}$ , or add a little of the solution of the gas previously prepared, and note the character of the precipitates which form. Solutions containing salts of other metals may also be tested. Some will yield precipitates and some will not; for example, if we have com-

pounds of lead and iron dissolved together, we may throw down all the lead as solid lead sulphide, and filter it off, leaving the iron in solution. Thus the two metals can be easily and completely separated from each other. Two equations will illustrate the nature of these precipitations:—



EXPERIMENT 66.— Place a drop of a solution of  $\text{H}_2\text{S}$  upon a bright silver coin or a bit of bright copper. A sulphide will be formed, the metal will be blackened, and hydrogen will be set free:—

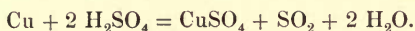


Hydrogen sulphide occurs in many mineral springs. The Blue Lick, White Sulphur, and Sharon waters all emit the gas copiously, and to it some of their medicinal value is ascribed.

**Sulphur Dioxide.**— Four oxides of sulphur are known; namely,  $\text{SO}_2$ ,  $\text{SO}_3$ ,  $\text{S}_2\text{O}_3$ , and  $\text{S}_2\text{O}_7$ . Only the first two are important. Sulphur dioxide,  $\text{SO}_2$ , is formed whenever sulphur burns, and to it the familiar “brimstone odor” is due. It is a colorless gas, of density 31.8, and is prepared either by the direct combustion of sulphur, or by roasting iron pyrites,  $\text{FeS}_2$ , in a stream of air. It is easily liquefied by cold, and in the liquid form, stored in steel cylinders, it is an article of commerce. The ordinary commercial sulphurous acid is a solution of the gas in water. Sulphur dioxide is used in the manufacture of sulphuric acid, as a disinfectant, and for bleaching silk, wool, feathers, and straw, which would be injured by chlorine. It also serves to check the fermentation of wine or cider. As a disinfectant its mode of action is exactly opposite to that of chlorine. The latter in most cases oxidizes the bodies which are to be destroyed, while sulphur dioxide with-

draws oxygen from them. As a bleaching agent, however, it seems to combine with the coloring matter to form an unstable compound; and any substance which destroys the latter will bring the color back again. For laboratory purposes sulphur dioxide may be conveniently prepared as follows:—

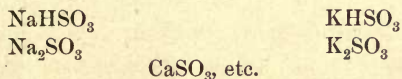
EXPERIMENT 67.—Heat some scraps of copper with strong sulphuric acid in the flask which was previously used for making chlorine. When a tolerably high temperature has been reached, sulphur dioxide will be freely evolved, according to the subjoined reaction:—



The gas may be collected over mercury, or by displacement. Instead of copper, charcoal may be used, but the sulphur dioxide produced will be impure.

EXPERIMENT 68.—Pass a stream of the gas from Experiment 67 into cold water. It will be absorbed, and with the solution, which will have the characteristic odor of  $\text{SO}_2$ , some bleaching experiments, like Experiments 48 and 52, may be tried. Sulphur dioxide bleaches only in presence of moisture.

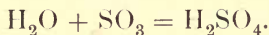
**Sulphurous Acid.**—The aqueous solution of sulphur dioxide may be formulated thus:  $\text{H}_2\text{O} + \text{SO}_2 = \text{H}_2\text{SO}_3$ . The latter formula is that of sulphurous acid, which, like carbonic acid, unites with bases to form two sets of salts. For example, we have:—



The salts which retain half of their hydrogen are often known as *acid* sulphites, and also as *bi*-sulphites; although the latter term is objectionable. Those in which the replacement of hydrogen is complete are called *normal* or *neutral* salts. The sodium hydrogen sulphite,  $\text{NaHSO}_3$ , is sometimes used in paper mills and chlorine bleacheries, to

neutralize any excess of chlorine which might, if retained in the fabric, tend to weaken its fibers. Substances used for this purpose are termed "antichlors."

**Sulphur Trioxide.** — Sulphur trioxide,  $\text{SO}_3$ , may be prepared by the oxidation of  $\text{SO}_2$  under peculiar circumstances, or by heating a compound known as pyrosulphuric acid,  $\text{H}_2\text{S}_2\text{O}_7$ . It usually forms long, silky, white needles, which unite with water, developing great heat, to generate sulphuric acid : —



The similarity between this reaction and the one which yields sulphurous acid should carefully be noted. Although  $\text{H}_2\text{SO}_4$  is one of the strongest acids known,  $\text{SO}_3$  does not even redden litmus paper. By some chemists these acid-forming oxides are termed *anhydrides*. Thus we have: —

$\text{N}_2\text{O}_5$ , nitric anhydride, which with water yields  $\text{HNO}_3$ .

$\text{I}_2\text{O}_5$ , iodic anhydride, which with water yields  $\text{HIO}_3$ .

$\text{CO}_2$ , carbonic anhydride, which with water yields  $\text{H}_2\text{CO}_3$ .

$\text{SO}_2$ , sulphurous anhydride, which with water yields  $\text{H}_2\text{SO}_3$ .

$\text{SO}_3$ , sulphuric anhydride, which with water yields  $\text{H}_2\text{SO}_4$ .



## CHAPTER XVI

### SULPHUR (*Continued*)

**Acids of Sulphur.** — Sulphur is remarkable for the number of acids which it forms by combination with hydrogen and oxygen. They are as follows :

1.	$\text{H}_2\text{SO}_3$	. . . . .	Sulphurous acid.
2.	$\text{H}_2\text{SO}_4$	. . . . .	Sulphuric acid.
3.	$\text{H}_2\text{S}_2\text{O}_3$	. . . . .	Thiosulphuric acid.
4.	$\text{H}_2\text{S}_2\text{O}_4$	. . . . .	Hyposulphurous acid.
5.	$\text{H}_2\text{S}_2\text{O}_5$	. . . . .	Pyrosulphurous acid.
6.	$\text{H}_2\text{S}_2\text{O}_6$	. . . . .	Dithionic acid.
7.	$\text{H}_2\text{S}_2\text{O}_7$	. . . . .	Pyrosulphuric acid.
8.	$\text{H}_2\text{S}_2\text{O}_8$	. . . . .	Persulphuric acid.
9.	$\text{H}_2\text{S}_3\text{O}_6$	. . . . .	Trithionic acid.
10.	$\text{H}_2\text{S}_4\text{O}_6$	. . . . .	Tetrathionic acid.
11.	$\text{H}_2\text{S}_5\text{O}_6$	. . . . .	Pentathionic acid.
12.	$\text{H}_2\text{S}_6\text{O}_6$	. . . . .	Hexathionic acid.

**Thiosulphuric Acid.** — Most of these are unimportant, and need no further mention. Sulphurous acid has already been described; and thiosulphuric acid, which does not exist by itself, is of consequence only in one or two of its salts. Sodium thiosulphate, commercially known as “hyposulphite of soda,” is very largely used in the art of photography. It serves to dissolve out from the photographic plate those compounds which have escaped the action of light, and which, if they were allowed to remain, would cause the photograph to fade.

**Sulphuric Acid.** — In sulphuric acid, however, we find a compound which is undoubtedly one of the most impor-

tant yet discovered by chemistry. It has so many and such varied uses that, as has been well said, the advancement of any nation in civilized arts may be measured by the amount of sulphuric acid which it consumes. Its annual production must be over a million tons;<sup>1</sup> and it is used in the manufacture of all the other strong acids, of chlorine, soda, alum, phosphorus, quinine, and of the more important fertilizers. It is also employed in refining fats and oils, in dyeing and bleaching, and as an exciting liquid in several forms of the galvanic battery. There is probably no great manufacturing industry which does not, directly or indirectly, make use of this acid. In nature it sometimes, though rarely, occurs uncombined. The waters of the Rio Vinagre, in South America, are rendered appreciably sour by its presence; and the Oak Orchard mineral spring at Medina, New York, contains nearly a gram and a half to the liter. It is also found to a quite perceptible extent in the saliva of certain mollusks.

Commercially, sulphuric acid is prepared by oxidizing sulphurous acid with nitrous fumes. The process is essentially as follows:—

Sulphur dioxide, generated by the combustion of sulphur, or by roasting iron pyrites in a suitable furnace, is passed into a large chamber, or series of chambers, lined with sheet lead<sup>2</sup> (Fig. 35). Nitrous fumes, produced by heating sodium nitrate with a little sulphuric acid, enter the chamber at the same time; jets of steam are blown in at several points, and a thorough draft of air is kept up throughout. The sulphur dioxide, meeting the nitrous

<sup>1</sup> In Great Britain alone more than 850,000 tons are annually made.

<sup>2</sup> Such a chamber may be thirty meters long, six or seven wide, and five high; but the dimensions and arrangement are different in different places.

fumes, is oxidized by them, and with the water of the steam forms sulphuric acid ; at the same time the lower oxides of nitrogen so produced take up more oxygen from the air and steam in the chamber, and are again ready to oxidize a fresh portion of the sulphurous acid. Thus the fumes from a small portion of sodium nitrate give up oxygen, regain it, lose it again, are reoxidized, and so on indefinitely. Theoretically, a very small portion of the nitrous fumes would serve to oxidize an infinite amount of sulphurous acid ; but practically there is always some loss, and fresh fumes are therefore constantly supplied. It will be seen that the fumes act simply as carriers of oxygen from the air to the mixture of steam and  $\text{SO}_2$ , which latter is being continually transformed into sulphuric acid by the process. The acid thus formed condenses on the floor of the chamber, whence it is drawn off.


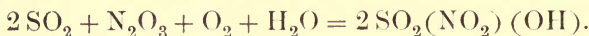


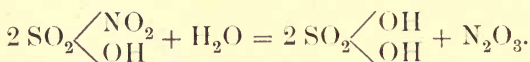
Fig. 35. — Sulphuric Acid Manufacture.

This "chamber acid," as it is called, is a brownish, oily liquid of specific gravity 1.55. It still contains much water, from which it is partly freed by evaporation in leaden pans until its specific gravity reaches 1.71. At this point it begins to attack the lead; so that further concentration is effected by heating in retorts of glass or platinum, until it attains a specific gravity of 1.842. It is now pure enough for all commercial purposes; but, in order to render it *chemically* pure, it must be distilled.

The theory of the reactions which take place in the lead chamber is somewhat uncertain, although its general outline is as has been given above. Various equations are given to represent the changes; but the most generally accepted formulæ, which involve a complex, intermediate substance, are as follows: First, the formation of nitrosyl-sulphuric acid takes place, according to the equation:—



Secondly, the nitrosyl-sulphuric acid breaks up into sulphuric acid and nitrogen trioxide, thus:—



The nitrogen trioxide, reproduced in the second reaction, is now ready to act upon fresh sulphur dioxide, and so on, as already stated. When there is a deficiency of steam in the chamber, nitrosyl-sulphuric acid separates out in a deposit of white crystals, technically known as "lead-chamber" crystals, and this may be illustrated on a small scale as follows:—

**EXPERIMENT 69.**—Into a stoppered bottle, containing dry sulphur dioxide, introduce a glass rod moistened with nitric acid. Red fumes will appear, and after a short time white crystals will be deposited on



the sides of the glass. Upon the addition of water they will dissolve with effervescence, giving off red fumes, and yielding sulphuric acid.

In its purest state sulphuric acid is a colorless, limpid, oily liquid, of specific gravity 1.854, which boils at  $338^{\circ}$  C., and freezes at  $10.5^{\circ}$ . The brown color of the commercial acid is due to organic matter derived from the dust of the air. It is a powerful solvent, attacking many of the metals and converting them into sulphates, and charring such organic substances as wood, sugar, animal matter, etc. There is an easy experiment to illustrate this point.

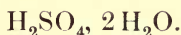
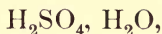
EXPERIMENT 70.— Add to a very strong solution of white sugar in water its own bulk of sulphuric acid. In a few moments it will blacken, swell up, and become a porous mass of charcoal. The explanation of this phenomenon is simple. Sugar contains carbon, hydrogen, and oxygen; the last two being present in just the proportions needful to form water. Sulphuric acid unites with water with intense avidity; accordingly it withdraws the hydrogen and oxygen from the sugar, leaving the carbon behind. The corrosive action of sulphuric acid upon the skin and upon clothing is of the same general character as the foregoing.

The strong affinity of sulphuric acid for water is also indicated by the fact that when the two substances are mixed great heat is evolved. This may be verified by experiment in a test tube or small beaker. The mixture, which often has to be made in the laboratory, should always be effected carefully; best by pouring the acid slowly into the water, and stirring the latter with a glass rod at the same time. By allowing gases to bubble through strong sulphuric acid, they may be thoroughly dried. The gas stream enters through the longer tube, which extends to the bottom of the flask, rises through the acid, and issues from the shorter tube. The ease with

which sulphuric acid absorbs moisture from the air may be simply illustrated as follows :—

EXPERIMENT 71.—Fill a test tube one-third full of strong sulphuric acid, and carefully mark its level on the side. Let it stand exposed to the air for a day or two, and again note the level of the liquid. The latter, by virtue of the absorbed water, will be found to have increased in bulk very perceptibly.

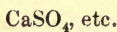
The affinity between sulphuric acid and water is really due to a distinct chemical action, for two definite compounds, called hydrates, are formed. Their formulæ are written thus :—



At low temperatures these hydrates crystallize in characteristic forms.

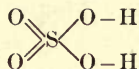
Sulphuric acid was originally produced by a process quite distinct from that which is carried on in the leaden chambers. Sulphate of iron, or “vitriol,” was distilled in earthen retorts, and an acid having the formula  $\text{H}_2\text{SO}_4 + \text{SO}_3$ , or  $\text{H}_2\text{S}_2\text{O}_7$ , collected in the receivers. This was the “oil of vitriol” of the early chemists. It is now commonly known as “Nordhausen sulphuric acid,” from the town in Saxony near which it is still made. It is also called “fuming sulphuric acid,” from the fact that it emits white fumes of sulphur trioxide. The latter substance may be expelled by heating, when  $\text{H}_2\text{SO}_4$  remains behind. By many chemists the compound  $\text{H}_2\text{S}_2\text{O}_7$  is regarded as a distinct acid of sulphur, and to it the name of pyrosulphuric acid is applied.

Like sulphurous and carbonic acids, sulphuric acid is *dibasic*; that is, it contains two hydrogen atoms which are replaceable by bases. Thus we have :—



The sulphates of sodium, calcium, magnesium, barium, iron, zinc, copper, etc., are all important compounds, which will be described farther on.

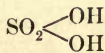
**Constitution of the Sulphur Acids.** — To explain the chemical structure of the sulphur acids we must recur to sulphur dioxide,  $\text{SO}_2$ , which may be regarded as a bivalent radicle. It unites with one atom of bivalent oxygen to form  $\text{SO}_3$ , and also with two atoms of univalent chlorine, to produce sulphuryl chloride,  $\text{SO}_2\text{Cl}_2$ . With O and  $\text{H}_2\text{O}$  it yields sulphuric acid, which may be written structurally:



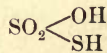
sulphur being a sexivalent element, or hexad. In this formula we meet with a peculiar group of atoms, which is essentially water minus half its hydrogen, and in most acid molecules this group occurs. It is called *hydroxyl*, and is necessarily univalent, since the oxygen in it is only half satisfied. Hydrogen dioxide,  $\text{H}_2\text{O}_2$ , is perhaps hydroxyl in the uncombined state,  $(\text{OH})_2$  being a molecule similar to  $\text{H}_2$ ,  $\text{Cl}_2$ , and  $(\text{CN})_2$ . Nitric acid,  $\text{HNO}_3$ , is structurally  $\text{OH-NO}_2$ , the  $\text{NO}_2$  being another univalent radicle of great importance. Using these radicles,  $\text{SO}_2^{\text{ii}}$ ,  $\text{NO}_2^{\text{i}}$ , and  $\text{OH}^{\text{i}}$ , we may now write the following structural formulæ: —



Sulphur trioxide.



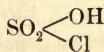
Sulphuric acid.



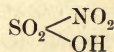
Thiosulphuric acid.



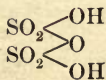
Sulphuryl chloride.



Chlorosulphonic acid.



Lead-chamber crystals.

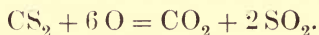


Pyrosulphuric acid.

Some of these compounds have only theoretical importance, and need not be specially described.

With nitrogen, chlorine, bromine, and iodine, sulphur forms various compounds; but only one of them, the chloride,  $S_2Cl_2$ , needs further mention here. This substance is a volatile yellow liquid, produced by the direct union of its elements. It is somewhat used in a process for vulcanizing rubber. The fluoride,  $SF_6$ , is a remarkably stable and very inert gas.

**Carbon Disulphide.** — With carbon, sulphur yields two compounds, CS and  $CS_2$ , analogous to CO and  $CO_2$ . The disulphide,  $CS_2$ , is produced by heating charcoal to redness in a stream of sulphur vapor. It is a colorless, brilliant liquid of specific gravity 1.29, which boils at  $46^\circ$ . Its odor suggests that of ether,<sup>1</sup> and its vapor forms an explosive mixture with air. It is very combustible, and burns according to the equation —



Its practical importance depends upon its solvent properties, it having the power of dissolving easily such substances as sulphur, phosphorus, rubber, fats, and oils. A solution of rubber in it gives a convenient waterproof varnish; and it is also used on the large scale for the extraction of fats from animal refuse. The number of its useful applications seems to be constantly increasing.

**Selenium.** — Selenium, atomic weight 78.6, is an element which is found as an occasional impurity of sulphur, and as a constituent of certain rare minerals. Its specific gravity varies from 4.25 to 4.80, and, like sulphur, it is allotropic. It has few uses, and these depend upon its remarkable electrical properties.

<sup>1</sup> Commercial carbon disulphide has a nauseous odor, which is due to impurities.



Hydrogen selenide,  $H_2Se$ , is, like  $H_2S$ , a gas of intolerably nauseous odor. The dioxide,  $SeO_2$ , is a white solid which unites with water to form selenious acid,  $H_2SeO_3$ . Selenic acid,  $H_2SeO_4$ , is very similar to sulphuric acid, only not so strong. The selenates are *isomorphous* with the sulphates; that is, they crystallize in precisely the same forms.

**Tellurium.**—Tellurium is another rare element having semimetallic properties. It is tin-white, brittle, and has a specific gravity of 6.25. It occurs in nature free, and also combined as tellurides with lead, bismuth, gold, silver, nickel, and mercury. The tellurides of gold and silver are important ores, especially in Colorado. The compounds of tellurium in general resemble those of selenium and sulphur. For example,  $H_2Te$  is a gas, and  $H_2TeO_3$  and  $H_2TeO_4$  are characteristic acids. No uses have yet been found for either the element or its compounds.

## CHAPTER XVII

### PHOSPHORUS

**The Nitrogen Group.** — Just as sulphur, selenium, and tellurium belong to the oxygen group of elements, so also phosphorus, arsenic, antimony, bismuth, and vanadium may be classed with nitrogen. Only two of these substances, however, phosphorus and arsenic, will be considered among the nonmetallic elements.

**The Element.** — Phosphorus exists in nature only in the combined state. It is found in many rocks, in all fertile soils, in plants, and in animals. Human bones contain more than half their weight of calcium phosphate,  $\text{Ca}_3\text{P}_2\text{O}_8$ , and in other combinations phosphorus is an important constituent of nervous matter and of the brain. Calcium phosphate is one of the commoner minerals, *apatite*, and is often found in large beds; and the phosphates of lead, iron, aluminum, manganese, copper, uranium, and magnesium form well-known mineral species.

The element itself was discovered by Brand of Hamburg, in 1669. It is now prepared on a large scale from bone ash, or from sombrerite, an impure calcium phosphate found in West Indian guano. The powdered material, which is essentially  $\text{Ca}_3\text{P}_2\text{O}_8$ , is mixed with sulphuric acid and water, when calcium sulphate is formed and deposited as an insoluble white sediment. The remaining liquid, which is drawn off clear from this precipitate, contains an acid calcium phosphate, and

is concentrated by evaporation to a thick sirup. This is mixed with powdered charcoal, thoroughly dried, and distilled in an earthen retort. Phosphorus is set free, vaporized, and recondensed under cold water. It is finally cast into sticks, and sent in this form into commerce.

As ordinarily seen, phosphorus is a yellowish white, waxy solid, of specific gravity 1.837. It melts at  $44.2^{\circ}$ , and boils at  $290^{\circ}$ , giving a vapor of which the density is 61.5, or *double* the atomic weight. The molecule of phosphorus, therefore, is  $P_4$ . Phosphorus is highly inflammable, and on this account it is used in enormous quantities for the manufacture of friction matches. In handling it, care must be taken that it does not ignite in contact with the skin, for the burns which it produces are very painful, and troublesome to heal. A safe rule is to handle it only with forceps, or other protection, never with the bare fingers. It should be cut only when under water, and, indeed, it is always kept under water to protect it from oxidation. Exposed to the air at low temperatures, it oxidizes slowly, and the chemical action which thus takes place generates a feeble light. Hence, phosphorus becomes luminous in the dark, whence its name, which signifies "light bearer." Whenever we rub a match over the palm of the hand in the dark, we recognize its luminous property. Although it is insoluble in water, phosphorus dissolves slightly in olive oil and in ether, and freely in carbon disulphide. From its solution in the last-named liquid it may be obtained in crystals.

EXPERIMENT 72. — Dissolve a bit of phosphorus in  $CS_2$ , and pour the solution over a piece of unglazed paper. In a few minutes the disulphide will evaporate, leaving the phosphorus spread over the paper in a very finely divided state. Under these circumstances it will ignite spontaneously, and the paper will burst into flame.

EXPERIMENT 73. — Place some powdered boneblack upon a tile or brick, and upon this lay a piece of phosphorus about as large as a pea. Heap the boneblack up around the phosphorus, but leave the top of the phosphorus exposed to the air. The oxygen condensed by the carbon will presently cause the phosphorus to take fire.

**Allotropic Forms.** — When ordinary phosphorus is heated to  $240^{\circ}$  in an atmosphere free from oxygen, it becomes converted into an extraordinary allotropic form. This is a dark red powder, which is opaque, insoluble in  $\text{CS}_2$ , nonluminous, and unflammable. Its specific gravity is 2.11, and it may be dissolved in melted lead, from which, upon cooling, it will separate out in black crystals of metallic luster, and specific gravity 2.34. It is odorless, whereas common phosphorus has a faint odor resembling that of garlic, and it is not poisonous, although the other variety is a violent corrosive poison. Many rat and bug poisons are merely pastes containing ordinary phosphorus, and children have died in consequence of nibbling the tips of common friction matches. By heating to  $260^{\circ}$ , red phosphorus may be retransformed into the common variety.

**Phosphine.** — Although phosphorus forms three compounds with hydrogen, only one of them,  $\text{PH}_3$ , has any particular importance. This substance, phosphine, is a colorless gas, having a very disagreeable odor, and strongly resembling ammonia,  $\text{NH}_3$ , in its structure and chemical relations.

**Oxides of Phosphorus.** — The two principal oxides of phosphorus are  $\text{P}_2\text{O}_3$  and  $\text{P}_2\text{O}_5$ , analogous to  $\text{N}_2\text{O}_3$  and  $\text{N}_2\text{O}_5$ . The first is formed when phosphorus is oxidized slowly, the latter is the sole product of the combustion of the element. The one unites with water to form phosphorous acid, while from the other, under like circumstances,



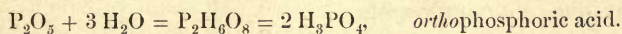
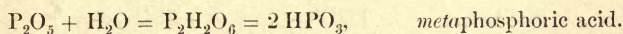
phosphoric acid is derived. The white smoke produced in Experiment 20 consisted of the pentoxide, a substance which has a remarkable affinity for water. It is by far the most powerful dehydrating agent known.

**Acids of Phosphorus.** — Phosphorus forms at least six distinct acids, viz.: —

Hypophosphorous acid . . . . .	$\text{H}_3\text{PO}_2$ .
Phosphorous acid . . . . .	$\text{H}_3\text{PO}_3$ .
Hypophosphoric acid . . . . .	$\text{H}_4\text{P}_2\text{O}_6$ .
Orthophosphoric acid . . . . .	$\text{H}_3\text{PO}_4$ .
Pyrophosphoric acid . . . . .	$\text{H}_4\text{P}_2\text{O}_7$ .
Metaphosphoric acid . . . . .	$\text{HPO}_3$ .

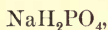
Salts corresponding to the first acid, hypophosphites, are produced by the action of alkalies upon phosphorus. Several hypophosphites are used medicinally. Phosphorous acid and the phosphites are unimportant, except theoretically.

**Phosphoric Acids.** — The last three of the phosphorus acids are remarkable in that all of them are derived from the one oxide,  $\text{P}_2\text{O}_5$ , by its union with various proportions of water. They may be represented as formed by the union of one molecule of the oxide with one, two, and three molecules of water successively, as shown in the subjoined equations: —



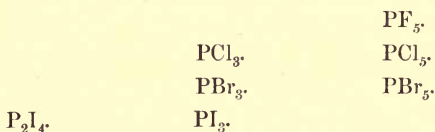
The salts of these acids are called *metaphosphates*, *pyrophosphates*, and *orthophosphates* respectively, and they differ from one another in many particulars. Orthophosphoric acid is especially interesting as the first example

of a tribasic acid that we have met with. Thus it forms three salts with sodium, as follows:—

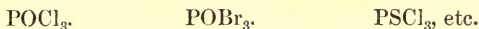


one, two, and finally three atoms of hydrogen being replaced by the univalent metal. All the more common phosphates, such as calcium phosphate,  $\text{Ca}_3^{\text{ii}}(\text{PO}_4)_2$ , are orthophosphates. Such salts as  $\text{Ca}^{\text{ii}}\text{HPO}_4$  and  $\text{KBa}^{\text{ii}}\text{PO}_4$  are called *double* salts; and some triple phosphates also are known. For example,  $\text{NaAmHPO}_4$ , sodium ammonium hydrogen phosphate, is a *triple* salt. The last substance is much used in blowpipe analysis under the name of microcosmic salt, or salt of phosphorus.

**Other Compounds.** — The compounds of phosphorus with the elements of the chlorine group have very great theoretical interest. They are formed by the direct union of the elements, and have the following formulæ:—



There are also several oxychlorides, sulphochlorides, oxybromides, etc., having formulæ as follows:—



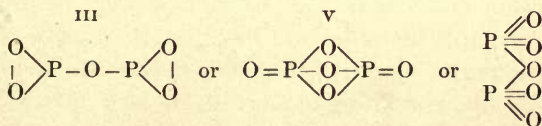
Some of these bodies are very useful in the preparation of many organic compounds.

**Valency of Phosphorus.** — In the light of the foregoing formulæ we are at once led to ask a very serious question as to the valency of phosphorus. In  $\text{PH}_3$  it is apparently trivalent, and also in  $\text{PCl}_3$ ,  $\text{PBr}_3$ , and  $\text{PI}_3$ ; but in the higher compounds,  $\text{PF}_5$ ,  $\text{PCl}_5$ , and  $\text{PBr}_5$ , it seems to have

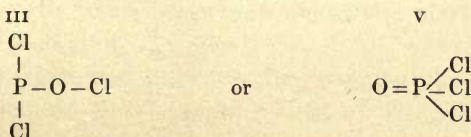
a valency of five. Which is the true valency, or are both equally correct?

A complete answer to this question would involve elaborate discussions entirely beyond the scope of this book. Suffice it to say that most chemists regard valency as a variable property of the elements, and that this variability is well illustrated by phosphorus, nitrogen, and sulphur. Hydrogen and carbon seldom, if ever, vary in valency, but the elements of the chlorine group seem to change occasionally. In  $\text{NH}_4\text{Cl}$ ,  $\text{N}_2\text{O}_5$ , etc., nitrogen is regarded as quinquivalent; in  $\text{SO}_3$ , the valency of sulphur seems to be six; in  $\text{Cl}_2\text{O}_3$  and  $\text{I}_2\text{O}_5$ , chlorine and iodine exhibit valencies of three and five respectively. In general, the elements may be divided into two great classes: one having valencies represented always by even numbers, as 2, 4, 6; the other running in odd numbers, as 1, 3, 5, etc. The even class were once called *artiads*, the odd elements were called *perissads*. This division is, however, largely artificial, and represents no genuine law. To the rule there are several striking exceptions.

Some of the phosphorus compounds cited above may be assigned structural formulæ agreeing with a valency for the element of either three or five. For example,  $\text{P}_2\text{O}_5$  may be written either:—



and  $\text{POCl}_3$  may be represented by either:—



The aim of the chemist always is to select that formula from among the possible formulæ which shall best indicate the relations of each compound to the other compounds which may be derivable from it. In many cases a careful consideration of structural formulæ has led to important discoveries.



## CHAPTER XVIII

### ARSENIC, BORON, AND SILICON

**Arsenic.** — Arsenic, which is sometimes classed as a metal, occurs in the mineral kingdom under a great variety of circumstances. The free element, its two sulphides, several arsenides, and a number of arsenates are common mineral species; but for commercial purposes it is chiefly obtained from arsenopyrite, a sulphide of arsenic and iron. This mineral, finely powdered, is heated in long earthen tubes, when arsenic, being volatile, sublimes, and is collected in the form of a brilliant, steel-gray, brittle, seemingly metallic mass.

Thus prepared, arsenic has a specific gravity of 5.7. There is also a black allotropic modification, of which the specific gravity is only 4.71. When heated under ordinary circumstances, it vaporizes without first melting; but, in a closed vessel and under pressure, it may be fused. The density of the vapor is 148.9, although the atomic weight of arsenic is only 74.45. Hence the molecule of the free element is  $As_4$  and is similar in structure to the molecule of phosphorus. The odor of the vapor resembles that of garlic, and its development before the blowpipe flame gives us an easy means of detecting arsenic in minerals. The most important use of the element is for hardening lead shot.

In their chemical relations the compounds of arsenic closely resemble those of phosphorus. They are also in

many respects quite similar to the corresponding compounds of nitrogen. This is shown in the following formulæ : —

$\text{NH}_3$	$\text{PH}_3$	$\text{AsH}_3$
$\text{N}_2\text{O}_3$	$\text{P}_2\text{O}_3$	$\text{As}_2\text{O}_3$
$\text{N}_2\text{O}_5$	$\text{P}_2\text{O}_5$	$\text{As}_2\text{O}_5$
$\text{HNO}_3$	$\text{HPO}_3$	—
—	$\text{H}_3\text{PO}_4$	$\text{H}_3\text{AsO}_4$
$\text{NCl}_3$	$\text{PCl}_3$	$\text{AsCl}_3$ , etc.

Like phosphorus, arsenic has a valency of either three or five.

**Arsine.** — Arseniuretted hydrogen, or arsine,  $\text{AsH}_3$ , is a colorless gas of terribly poisonous character. Its discoverer, Gehlen, accidentally inhaled a single bubble of the pure compound, which was sufficient to cause his death. It is easily inflammable, depositing arsenic upon any cold substance which may be inserted in its flame; and this fact is always applied in the detection of arsenic.

**EXPERIMENT 74.** — Generate hydrogen as in Experiment 6, and, observing the necessary precautions, kindle the stream of gas issuing at the jet. Now pour into the generating flask, through the thistle tube, a few drops of a solution of any compound of arsenic. Hold a piece of cold porcelain against the flame, and a black, mirrorlike stain of metallic arsenic will be deposited upon it. This stain will be volatile, and may be driven away by too high heat. Antimony compounds will give a similar reaction, owing to the formation of  $\text{SbH}_3$ ; but the arsenic stain is soluble in a solution of sodium hypochlorite, whereas the antimony stain is not. This test is known as Marsh's test for arsenic.

**Oxides of Arsenic.** — There are two oxides of arsenic,  $\text{As}_2\text{O}_3$  and  $\text{As}_2\text{O}_5$ . The first of these, arsenic trioxide, is the common white arsenic of commerce, well known on

account of its poisonous properties. It is formed whenever arsenic is burned in the air, but it is usually manufactured on a large scale by roasting arsenopyrite,  $\text{FeSAs}$ . It is a white solid, which is volatile at about  $220^\circ \text{C}$ ., giving a colorless and odorless vapor. It occurs in two different modifications — one crystalline, the other amorphous; the latter is the commercial form of the compound, and usually is found in lumps which curiously resemble porcelain. It is slightly soluble in water, forming probably arsenious acid,  $\text{H}_3\text{AsO}_3$ . From this acid, many arsenites are derived, and some of them have practical importance. Sodium arsenite is used as a mordant in calico printing; and a double salt of copper arsenite and copper acetate is known commonly as Paris green. This brilliant pigment has been used extensively for coloring wall papers, although the paper so tinted is certainly unwholesome. Whenever a sample of wall paper is changed from green to blue by a drop of ammonia water, or, when burned, gives a green tinge to the flame, the presence of an arsenic green may safely be inferred. The test is really a test for copper; but nearly all green pigments containing copper contain arsenic as well.<sup>1</sup> Paris green is also used in enormous quantities for the destruction of the Colorado potato beetle. Inasmuch as it is violently poisonous, it should be handled with extreme care. Arsenic trioxide itself is used in the preparation of the foregoing compounds, in glass making, and in the manufacture of aniline red. When the last-named color is carelessly made, it is apt to retain injurious traces of arsenic. In cases of arsenical poisoning the best antidotes are freshly precipitated ferric

<sup>1</sup> Brunswick green, an oxychloride of copper, is the most important exception to this statement. When doubt arises as to the presence of arsenic, use Marsh's test for verification.

hydroxide and caustic magnesia. These substances unite with arsenious acid to form insoluble arsenites, and thus prevent its absorption by the system. An emetic is subsequently used to remove the poison from the stomach.

Arsenic pentoxide,  $\text{As}_2\text{O}_5$ , is a white powder prepared by oxidizing the trioxide with nitric acid. It unites with water to form orthoarsenic acid,  $\text{H}_3\text{AsO}_4$ , which is strictly analogous to orthophosphoric acid,  $\text{H}_3\text{PO}_4$ , and yields similar salts. No acids of arsenic corresponding to pyrophosphoric and metaphosphoric acids have yet been obtained; but pyroarsenates and metarsenates, resembling the pyrophosphates and metaphosphates, are well known.

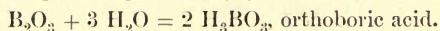
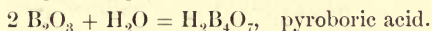
**Other Compounds.** — The fluoride, chloride, and bromide of arsenic,  $\text{AsF}_3$ ,  $\text{AsCl}_3$ , and  $\text{AsBr}_3$ , are all volatile liquids; the iodide,  $\text{AsI}_3$ , is a solid compound. There are three sulphides of arsenic,  $\text{As}_2\text{S}_2$ ,  $\text{As}_2\text{S}_3$ , and  $\text{As}_2\text{S}_5$ . The first is a brilliant red mineral, called realgar; and the second, which is also a natural mineral, is the golden-yellow orpiment. Both were formerly much used as pigments. The trisulphide may easily be produced artificially by adding a little hydrochloric acid to a solution of the trioxide, and passing in a stream of hydrogen sulphide. It forms a brilliant yellow precipitate. The pentasulphide is also yellow, and is best known in combination with other sulphides. For example, corresponding to sodium arsenate,  $\text{Na}_3\text{AsO}_4$ , we have sodium sulpharsenate,  $\text{Na}_3\text{AsS}_4$ . The latter is related to arsenic pentasulphide in the same way that the former is related to arsenic pentoxide. Many similar double sulphides, called by the general name of sulpho-salts, are well known.

**Boron.** — Boron, atomic weight 10.9, is a trivalent element which occurs as a constituent of many minerals. It is chiefly found, however, in boric (or boracic) acid,



$H_3BO_3$ , borax, an acid borate of sodium, and ulexite, a borate of sodium and calcium. The element itself exists in two modifications; the one a dark brown powder, the other a crystalline variety. In the latter form, which is never quite pure, boron has a specific gravity of 2.68, is infusible, and is nearly as hard as diamond. The crystals are square octahedra.

**Compounds of Boron.** — The compounds of boron are all formed upon a simple trivalent type; as, for example, the fluoride,  $BF_3$ , and the chloride,  $BCl_3$ . The former is a colorless gas, the latter is a volatile liquid. The hydride,  $BH_3$ , is also gaseous, and resembles  $NH_3$ ,  $PH_3$ , and  $AsH_3$  in structure. From boron trioxide,  $B_2O_3$ , by union with water, three acids are derived, as follows: —



Orthoboric acid,  $B(OH)_3$ , is largely obtained from a volcanic region in Tuscany. Jets of steam, called *suffioni*,

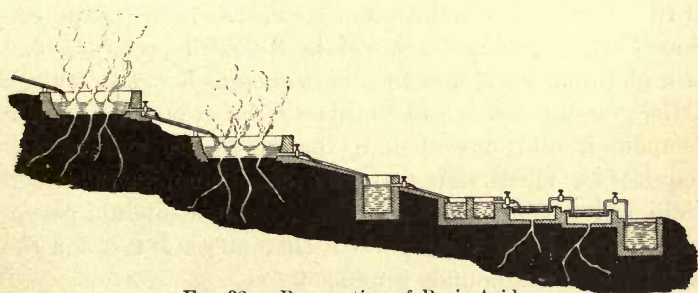


FIG. 36. — Preparation of Boric Acid.

there issue from crevices in a mountain side, bringing boric acid with them. A tank of masonry is built around each jet, and filled with cold spring water. This condenses the

boric acid, and then flows to a lower tank in which more acid is received, and so on down to the foot of the mountain (Fig. 36). At the bottom the water is evaporated in leaden pans, and the acid is deposited in white, shining, crystalline scales, which feel something like paraffin or spermaceti. It is used for the manufacture of borax, or sodium pyroborate,  $\text{Na}_2\text{B}_4\text{O}_7 \cdot 10 \text{H}_2\text{O}$ .

**Borax.** — Borax is by far the most important compound of boron. It is not only made from boric acid, but is also found in great quantities in the water of certain saline lagoons in Tibet, and at several localities in California and Nevada. It has a feebly alkaline reaction, and is used to some extent in the household for laundry purposes, and for driving away water bugs and cockroaches. Its important uses, however, are due to the power which it possesses of dissolving, when in the fused state, many metallic oxides. It serves as a flux in metallurgical operations, and for cleansing metallic surfaces which are to be brazed together. It is also very largely employed in making colored glazes and enamels for pottery and porcelain. Its use in this direction is indicated on a small scale by its applications to blowpipe analysis. Make a small loop on the end of a platinum wire, and fuse in it enough borax to make a little, glassy bead. Add to this a trace of any manganese compound, and heat before the blowpipe, and it will acquire an amethystine tinge; cobalt compounds will yield a blue color, chromium compounds an emerald green, and so on. Each color gives a characteristic test for the metal whose compounds produce it.

**Water of Crystallization.** — The ten molecules of water contained in borax are called water of crystallization. Water so combined forms an essential part of very many crystallized salts, and is easily expelled by heating. When

borax is fused it first melts in its own water of crystallization, and when the latter is wholly expelled,  $\text{Na}_2\text{B}_4\text{O}_7$  remains behind. This anhydrous borax, on account of its glassy appearance, is commonly known as "borax glass." When a solution of borax is mixed with strong sulphuric or hydrochloric acid, crystalline scales of boric acid are deposited upon cooling.

EXPERIMENT 75. — Dissolve a few crystals of borax in the least possible quantity of water, and add to the solution an equal bulk of strong sulphuric acid. Allow the mixture to cool, and note the formation of boric acid. Transfer the whole to a shallow porcelain or earthen dish, cover it with a layer of strong alcohol, and ignite. The alcohol will burn with a flame which is distinctly greenish, especially upon the edges. By the production of this green flame boric acid is easily detected analytically.

**Silicon.** — But one more nonmetal remains to be considered; namely, Silicon. This element, after oxygen, is the most important ingredient of the earth's crust, and enters largely into the composition of all the commoner rocks except dolomite and limestone. Granite, slate, clay, and sandstone are all compounds of silicon.

The element itself has an atomic weight of 28.2, and is, like carbon, quadrivalent. It is prepared by heating together metallic potassium and potassium silicofluoride,  $\text{K}_2\text{SiF}_6$ ; and, like carbon, may be obtained in three different modifications. Of these, one is an amorphous, dark brown powder; the second forms hexagonal plates resembling graphite; and the third crystallizes in octahedrons. It fuses at very high temperatures, and is insoluble in all acids except hydrofluoric. It has no practical importance.

The compounds of silicon are numerous and complicated. With hydrogen it forms a colorless inflammable gas,  $\text{SiH}_4$ ; with chlorine, bromine, and iodine it yields the

compounds  $\text{SiCl}_4$ ,  $\text{SiBr}_4$ , and  $\text{SiI}_4$ . The compounds  $\text{SiCl}_3\text{Br}$ ,  $\text{Si}_2\text{Cl}_6$ ,  $\text{Si}_2\text{Br}_6$ , and  $\text{Si}_2\text{I}_6$  are also known. Silicon chloroform,  $\text{SiHCl}_3$ , is interesting on account of its close similarity to ordinary chloroform,  $\text{CHCl}_3$ . There are several series of silicon compounds which resemble in chemical structure the organic compounds of carbon.

**Carborundum.** — A compound of silicon with carbon,  $\text{SiC}$ , is produced in the electric furnace by heating a mixture of sand and coke. It is known commercially as "Carborundum." It forms brilliant, black crystals, which




FIG. 37. — Carborundum Furnace. (From *Scientific American*.)

are nearly as hard as diamond. It is used as a substitute for emery or corundum as a cutting and polishing material. With a wheel coated with carborundum it is possible to cut hard steel quite easily.

**Silicon Fluoride.** — Silicon fluoride,  $\text{SiF}_4$ , is a colorless, corrosive gas which is produced whenever hydrofluoric acid acts upon other silicon compounds. The corrosion of glass by hydrofluoric acid is due to the formation of this fluoride. It is usually prepared by mixing powdered fluor spar,  $\text{CaF}_2$ , with fine sand, and heating the mixture in a glass



flask with strong sulphuric acid. If the gas is passed into water, a complex reaction ensues; a jellylike mass of silicic acid is deposited, and a new acid, hydrofluosilicic acid,  $\text{H}_2\text{SiF}_6$ , remains in solution. This acid is used as a test reagent in chemical analysis. From it, by replacement of hydrogen, a large series of salts may be derived.

**Silica.** — It is in its oxygen compounds, however, that silicon is of the greatest importance. It forms one well-defined oxide,  $\text{SiO}_2$ , analogous to  $\text{CO}_2$ ; and this oxide is found in nature not only by itself, but also combined in a vast number of minerals. It also occurs in the vegetable kingdom, giving strength and stiffness to the stems of many plants. The shiny surfaces of grass stems, of rattan, and of the scouring rush, are especially rich in silicon dioxide or silica.

In its purest form silica crystallizes in six-sided prisms, and is called quartz or rock crystal (Fig. 38). The crystals are often very large and very limpid; and serve, when properly cut, for making spectacle lenses, or as substitutes for the diamond. They are infusible, except before the oxyhydrogen blowpipe, and are hard enough to scratch glass. Frequently quartz is colored by impurities, and then is known by a variety of special names, such as rose quartz, smoky quartz, etc. Yellow quartz is called false topaz; and the violet-colored variety is the well-

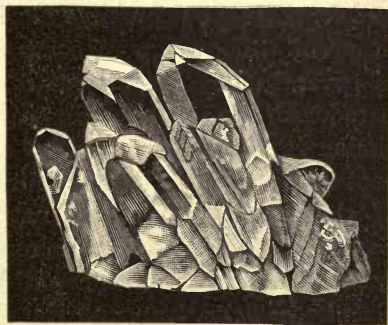


FIG. 38. — Group of Quartz Crystals.

known gem amethyst. Chalcedony, onyx, jasper, carnelian, agate, and flint are merely varieties of quartz; sand and sandstone are the same substance, more or less impure. Perfectly white sand is nearly pure silica; the yellowish and reddish kinds owe their color to oxide of iron. Opal is an amorphous silica, containing a little water.

**Silicates.** — Silicon dioxide is insoluble in water, and is attacked by no acid except hydrofluoric. Very strong and hot alkaline solutions dissolve it slightly, forming silicates; but the latter compounds are best prepared by fusing sand with sodium or potassium carbonate. If the sand is not in excess, the fused mass will dissolve in water, yielding a solution of the alkaline silicate. These silicates of sodium and potassium are known commonly under the name of water glass, and have various uses. They serve to harden building stones, and are used in making artificial stone; they are introduced into certain kinds of soap, they are applied to mordanted calico previous to dyeing, and they are employed in the manufacture of unflammable paints, and for coating combustible fabrics in order to render them fireproof. They vary in composition, and represent salts of several silicic acids; but some silicates may be compared with the corresponding carbonates, so that  $K_2SiO_3$  is similar in structure to  $K_2CO_3$ . Most of the silicates, except those just mentioned, are insoluble; and the majority of those known occur as natural minerals. Feldspar, hornblende, mica, etc., are common examples; and garnet, emerald, topaz, and chrysolite are well-known gems. Granite, syenite, trap, and slate are mixtures of silicates, some of which are rather complicated in their composition. The natural silicates are best described in the larger treatises on mineralogy.

**Glass and Pottery.** — Glass, porcelain, and pottery are

artificial mixtures of silicates. Porcelain and pottery, in general terms, are more or less impure silicates of aluminum, and are infusible. Crown or window glass is a silicate of calcium and sodium; Bohemian glass is a silicate of calcium and potassium; flint or crystal glass is a silicate of potassium and lead. Green or brown bottle glass is like window glass, except that it contains silicates of iron derived from the cheap and impure materials of which it is made. Other kinds of glass are also known, containing still other bases, but they are unimportant.

**Dialysis.** — If hydrochloric acid be added to a strong solution of water glass, a jellylike mass of silicic acid or silicic hydrate will separate out. To this mass the formula  $\text{Si}(\text{OH})_4$ , which represents *orthosilicic acid*, is usually assigned; but it rapidly loses water and becomes converted into *metasilicic acid*,  $\text{H}_2\text{SiO}_3$ . If the solution of water glass is sufficiently dilute, no separation of silicic acid will occur, but all will remain dissolved. Place such a solution in a vessel made by tying a piece of bladder or parchment paper tightly over the bottom of a broad wooden hoop, and partially immerse the latter in a larger vessel of water for several days. The hydrochloric acid and the alkaline chloride will slowly diffuse through the bladder into the water, and in the hoop a clear, tasteless solution of silicic acid will remain. This, upon long standing, will solidify to a jelly. We have, then, two modifications of silicic acid, — one soluble, the other insoluble, — and the former is found in small quantities in many natural waters. The geysers of Iceland and of the Yellowstone Park contain it notably, and incrustations of silicon dioxide are deposited around their edges.

The process by which the foregoing solution of silicic acid was obtained is called *dialysis*. The hoop and mem-

brane constitute a *dialyzer*. Through such a membrane crystallizable bodies, like salt, sugar, etc., diffuse easily, while noncrystallizable bodies, like jellies, gum, glue, albumen, etc., cannot pass at all. These two classes of bodies are termed, respectively, *crystalloids* and *colloids*; and when they occur in mixture they may be easily separated by dialysis.



## CHAPTER XIX

### INTRODUCTION TO THE METALS

**Metals and Nonmetals.** — Of the elements now known, something like eighty in number, twenty have been described as nonmetallic. The others are termed metals. Of these, some, like iron, copper, and lead, are familiar to everybody; while others, such as sodium and calcium, are somewhat outside of ordinary experience.

Between the metals and the nonmetals no sharp line can be drawn. Neither group of elements can be rigidly defined, for each shades off gradually into the other. For example, arsenic and tellurium are sometimes called metallic, and at other times nonmetallic, and with good reasons either way. The classification is merely one of convenience.

**Luster.** — In general, however, the metals are distinguished by certain properties, one of the most noteworthy being the power of reflecting light in such a way as to produce the brilliant *metallic luster*. This is best seen on freshly cut or scraped metallic surfaces before any film of rust or tarnish has had time to form. This property is shared by two or three nonmetals, and by many compounds.

**Color.** — In color, nearly all the metals are whitish or grayish, like tin and silver. Gold, which is yellow, and copper, which is dull red, are the only distinct exceptions. All are opaque, except occasionally in very thin layers.

For example, gold leaf transmits a little light of a greenish tinge.

**Malleability and Ductility.**—Most of the metals are malleable and ductile; that is, they may be hammered into leaves and drawn into wire. Antimony and bismuth, however, are brittle, and may be pulverized in a mortar. In hardness they range from liquid mercury and soft lead up to iridium, which will scratch the hardest steel. In general, as compared with the nonmetals, they are good conductors of heat and electricity.

**Fusibility and Specific Gravity.**—In fusibility and specific gravity the metals differ widely. Mercury is liquid at temperatures above  $-39.5^{\circ}$  C., while platinum and some allied metals melt only in the most intense heat of the electric arc or the oxyhydrogen blowpipe. In lithium we have the lightest solid known, and in osmium the heaviest. The subjoined table of specific gravity and melting point will be found useful for reference:—

TABLE II.—MELTING POINT AND SPECIFIC GRAVITY OF SOME METALS

NAME	MELTING POINT	SPECIFIC GRAVITY	NAME	MELTING POINT	SPECIFIC GRAVITY
Aluminum	657°	2.583	Mercury	-39.5°	13.596
Arsenic		5.727	Molybdenum		8.6
Antimony	630°	6.7	Nickel	1600°	8.9
Barium		3.75	Osmium		22.477
Bismuth	269°	9.823	Palladium	1500°	12.0
Cadmium	321°	8.67	Platinum	1779°	21.504
Cæsium	26.5°	1.885	Potassium	62.5°	0.875
Calcium		1.584	Rhodium		12.1
Cerium		6.728	Rubidium	38.5°	1.52
Chromium		7.3	Ruthenium		12.261
Cobalt	1800°	8.957	Silver	961°	10.512

TABLE II.—MELTING POINT AND SPECIFIC GRAVITY OF SOME METALS — *Continued*

NAME	MELTING POINT	SPECIFIC GRAVITY	NAME	MELTING POINT	SPECIFIC GRAVITY
Columbium		7.06	Sodium	95.6°	0.974
Copper	1084°	8.945	Strontium		2.58
Gallium	30.15°	5.94	Tantalum		10.78
Glucinum		1.64	Tellurium	446°	6.25
Gold	1064°	19.298	Thallium	290°	11.91
Indium	176°	7.421	Thorium		11.23
Iridium	1950°	22.421	Tin	235°	7.3
Iron	1800°	7.8	Tungsten		19.261
Lanthanum		6.163	Uranium		18.685
Lead	327°	11.335	Vanadium		5.5
Lithium	180°	0.585	Zinc	423°	7.18
Magnesium	750°	1.75	Zirconium		4.15
Manganese	1900°	8.013			

**Chemical Differences.** — The more important differences between the metals and the nonmetals, however, are not physical, but chemical. In general terms the oxides of the nonmetals unite with water to form acids, while those of the metals produce bases. The only acid-forming metallic oxides are those which contain unusually large proportions of oxygen. In order to make this matter clear, we must briefly consider the subject of electrochemistry.

**Electrolysis.** — Whenever a current of electricity is passed through a compound liquid, the latter will be decomposed into two parts. In Experiment 18, water was so decomposed into oxygen and hydrogen, which were collected in separate tubes placed over the “poles,” “terminals,” or “electrodes,” of the galvanic battery. This method of decomposition is called *electrolysis*, and the liquid which is analyzed is known as the *electrolyte*.

In the battery itself, chemical action is taking place. In its simplest form the galvanic battery consists of a plate of zinc and a plate of copper immersed in dilute sulphuric acid, which acts unequally upon the two metals. Whenever we have such an inequality of action between two conductors in a conducting liquid, an electrical difference is produced which may be utilized as an electric current. The greater the inequality of action, the stronger the current will be. In all cases the plate which is most attacked will be electro-positive; the other becoming at the same time electro-negative.<sup>1</sup> In the forms of battery most generally in use, zinc is the electro-positive element; the material of the other plate being varied. It would be possible, however, to use with zinc a metal which should be more vigorously attacked by sulphuric acid, and in that case the zinc would become electro-negative. When the terminal wires of a cell or battery are connected, the current flows *from* the positive element through the exciting liquid *to* the negative element, and then through the wires back to the positive plate to complete the circuit.

Now, when electrolysis takes place, as in the decomposition of water, we have the two terminal wires of the battery dipping separately into the liquid. The latter is separated by the current into two parts, one of which goes to one pole of the battery, and the other to the other pole. The part which appears at the pole connected with the zinc plate is electro-positive; the part which appears at the other pole is electro-negative. In short, all the products of electrolysis exhibit electrical polarity; so that one becomes positive with respect to the other. Oxygen is electro-negative, hydrogen is electro-

<sup>1</sup> For the full definition of these terms, as well as for the description of the different forms of battery, a work on physics must be consulted.



positive; between the two there is a strong chemical affinity. Between two electro-negative or two electro-positive elements, affinity is weak. Chemical affinity, then, bears a strong resemblance to electrical and magnetic attractions.

**Electrochemical Series.** — If, now, we subject a great many compounds to electrolysis, and note carefully at which electrodes the products of decomposition appear, we shall be able to arrange all the elements in an *electrochemical series*, as follows. For present purposes we may confine our attention to the commoner substances: —

*Electro-negative*

Fluorine	Antimony	Nickel
Oxygen	Silicon	Iron
Sulphur	Hydrogen	Zinc
Nitrogen	Gold	Manganese
Chlorine	Platinum	Aluminum
Bromine	Mercury	Magnesium
Iodine	Silver	Calcium
Phosphorus	Copper	Strontium
Arsenic	Bismuth	Barium
Chromium	Tin	Lithium
Boron	Lead	Sodium
Carbon	Cobalt	Potassium

*Electro-positive*

In this series, which should be read as if it were written in a *single* vertical column, each element is negative to those which follow it, and positive to those which precede it. Iodine, for instance, is the negative element in potassium iodide, but positive in its oxygen compounds. In general, however, *the nonmetallic elements are strongly electro-negative, while the metals form the positive end of the chain.* Here we find the most essential difference between

the two classes of elements. It must never be forgotten that "positive" and "negative," as here used, are only terms of comparison, and have no final significance. An element is positive under certain conditions, and negative under others, just as a hill is said to be low when compared with a mountain, and high when contrasted with a valley.

Electrolysis may be effected upon liquids under very varying circumstances. The liquid may exist at ordinary temperatures as a single, definite compound; it may be a substance kept in a state of fusion at a high heat; or it may consist of a salt dissolved in some fluid like water. In the latter case the chemical reactions may become quite complicated, as the following experiment and its explanation will show:—

EXPERIMENT 76.—Fill a U-tube (Fig. 39) with a strong solution of sodium sulphate, colored with a few drops of litmus solution. Into

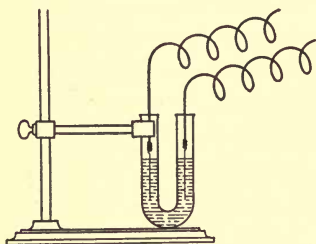


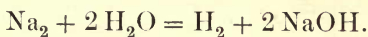
FIG. 39.—Electrolysis of  $\text{Na}_2\text{SO}_4$ .

the solution, at the two limbs of the tube, dip the terminals of a small galvanic battery, and allow the current to pass. At the pole which is connected with the zinc of the battery, the liquid will become alkaline, and turn blue; at the other pole free acid may be detected, and the color remains red. By electrolysis, then, a neutral salt dissolved in water may be decomposed into

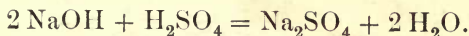
an electro-negative acid and an electro-positive base. In the case under consideration, the reactions are as follows:—

First, the  $\text{Na}_2\text{SO}_4$  is split up into  $\text{Na}_2$  and  $\text{SO}_4$ . The latter loses an atom of oxygen, which is given off at the proper pole, leaving  $\text{SO}_3$ . This unites at once with water to form  $\text{H}_2\text{SO}_4$ . At the other side of the equation the

$\text{Na}_2$  decomposes some of the water, evolving hydrogen, and forming sodium hydroxide,  $\text{NaOH}$ , thus : —



The latter compound is a strong alkali, and readily reunites with sulphuric acid, as follows : —



Whenever any salt is electrolyzed, the acid portion is separated as an electro-negative group of atoms, and the basic portion as an electro-positive group. The stronger the base or the acid, the more distinctly marked its positive or negative character will be. Most bases and most acids contain hydroxyl,  $\text{OH}$ ; and when they unite they do so with evolution of water, as in the equation last given above. In forming a neutral salt, all of the hydrogen contained in the hydroxyl of both acid and base is thus removed. An acid salt retains part of the hydrogen of the acid; a basic salt retains some oxygen from the hydroxyl of the base.

**Ionization.** — The phenomena of electrolysis are closely connected with the physical theory of solutions, which, unfortunately, is not suited to thorough discussion in an elementary text-book on general chemistry. In a preceding paragraph we have seen that an electrolyte, such as  $\text{Na}_2\text{SO}_4$ , is broken up on solution in water into  $\text{Na}$  and  $\text{SO}_4$ . These are called the *ions* of  $\text{Na}_2\text{SO}_4$ , and do not exist separately in the free state. Whenever a salt which is capable of electrolysis is dissolved in water it is decomposed into its *ions*, which remain balancing each other in a condition of equilibrium. Upon passing a current of electricity through the solution the *ions*, which carry opposite charges of electricity, move toward opposite poles. The action of the current, therefore, is a sorting action, and not in itself the original cause of electrolytic decomposition. In future chapters the applications of electrolysis to electrotyping and electroplating will be duly described.

## CHAPTER XX

### THE CLASSIFICATION OF THE ELEMENTS AND THE PERIODIC LAW

**Valency of Metals.**—The metals, like the nonmetals, are best classified according to valency. Thus, sodium and potassium are univalent, calcium and magnesium are bivalent, gold is trivalent, and tin is quadrivalent. The classification is most instructive, however, when we consider all the elements together, and ignore our old division into a metallic and a nonmetallic group. Let us begin by arranging some of the elements in the order of their approximate atomic weights, starting with hydrogen, the lowest :<sup>1</sup>—

H = 1.

Li = 7.    Cl = 9.    B = 11.    C = 12.    N = 14.    O = 16.    F = 19.

Na = 23.    Mg = 24.    Al = 27.    Si = 28.    P = 31.    S = 32.    Cl = 35.5.

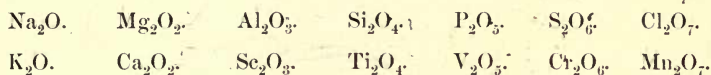
K = 39.    Ca = 40.    Sc = 44.    Ti = 48.    V = 51.5.    Cr = 52.    Mn = 55.

If, now, we consider any horizontal line in this table, we shall see that it begins with a univalent element; the next is bivalent, the third trivalent, the fourth quadrivalent, etc. Furthermore, the elements which are closely related to each other fall into the same vertical column, as Na and K, C and Si, N and P, O and S, F and Cl. Toward the left-hand side of the table the elements are strongly

<sup>1</sup> Round numbers are used here as a matter of convenience. More exact figures are given elsewhere.



basic ; toward the right they are distinctly acid forming ; in the middle columns the electrochemical character is less definitely marked. If we study the most characteristic oxides formed by these elements, some of the regularities due to valency will become very clear : —



Here the proportion of oxygen steadily increases from one end of each line to the other. Six of the formulæ have been doubled in order to make this *ratio*, which is only a *ratio*, more apparent.

We see, then, that the elements vary in their chemical relations with a remarkable regularity, and that they seem to be connected with one another by some definite law. Were it not so, a bivalent element might be followed by one which was quadrivalent, and its next neighbor in turn might have any valency whatever. If we study the physical properties of the elements, similar regularities of the most unmistakable character will confront us at every step. In brief, it is now generally believed by chemists, although it is not as yet fully proved, that all the properties of an element depend in some way upon its atomic weight. For example, the specific heat of an element is inversely proportional to its atomic weight ; or, in other words, all the elementary atoms have precisely the same capacity for heat. This point will be brought out more fully in another chapter.

**The Periodic Law.** — This regular, *periodic* variation in the valency and properties of the elements constitutes what is known as the *periodic law*, under which the elements find their natural classification. It is best illustrated by the following table, which is due chiefly to a Russian

chemist, Mendeléeff, who gave it its present form. Each vertical column contains a natural group of elements, and each horizontal line forms a *period*. In each period the

## THE PERIODIC CLASSIFICATION OF THE ELEMENTS

SERIES	I	II	III	IV	V	VI	VII	VIII
1	H = 1							
2	Li = 7	Be = 9	B = 10.9	C = 11.9	N = 13.9	O = 15.9	F = 18.9	
3	Na = 22.9	Mg = 24	Al = 26.9	Si = 28.2	P = 30.8	S = 31.8	Cl = 35.2	
4	K = 38.8	Ca = 39.8	Sc = 43.8	Ti = 47.8	V = 51	Cr = 51.7	Mn = 54.6	{ Fe = 55.5 Ni = 58.2 Co = 58.5 Cu = 63.1
5	(Cu = 63)	Zn = 64.9	Ga = 69.5	Ge = 71.9	As = 74.5	Se = 78.6	Br = 79.3	{ Ru = 100.9 Rh = 102.2 Pd = 106.2 Ag = 107.1
6	Rb = 84.8	Sr = 87	Yt = 88.3	Zr = 89.7	Cb = 93	Mo = 95.3		
7	(Ag = 107.1)	Cd = 111.5	In = 113	Sn = 118.1	Sb = 119.5	Te = 125.2	I = 125.9	
8	Cs = 131.9	Ba = 136.4	La = 137.6	Ce = 138				
9								
10			Er = 164.7	Yb = 171.9	Ta = 181.5	W = 182.6		{ Os = 189.6 Ir = 191.7 Pt = 193.4 Au = 195.7
11	(Au = 195.7)	Hg = 198.5	Tl = 202.6	Pb = 205.4	Bi = 206.5			
12				Th = 230.8		U = 237.8		
	Oxide R <sub>2</sub> O	Oxide RO	Oxide R <sub>2</sub> O <sub>3</sub>	Oxide RO <sub>2</sub> Hydride RH <sub>4</sub>	Oxide E <sub>2</sub> O <sub>5</sub> Hydride RH <sub>3</sub>	Oxide RO <sub>3</sub> Hydride RH <sub>2</sub>	Oxide R <sub>2</sub> O <sub>7</sub> Hydride RH	

properties of the elements vary quite regularly, step by step, from the first member to the last, to begin again in the next succeeding period. Similar regularities appear also in the vertical columns; each group starting with a relatively light element, generally a nonmetal, to be followed by heavier and denser elements until at the end only metallic substances are found. Some of the rarer elements, such as argon, helium, and certain imperfectly known metals, are omitted from the table, their exact position being uncertain.

**Prediction of New Elements.**—In the eighth, ninth, tenth, eleventh, and twelfth periods of this table, dashes appear, which probably correspond to unknown metals, yet to be discovered. Originally, three such gaps existed in the fourth and fifth periods, and Mendeléeff predicted the existence and properties of the metals which now fill them. One of these, scandium, is in the fourth group or series, lying between bivalent calcium and quadrivalent titanium. It must, therefore, be trivalent. Following aluminum, it must in some respects resemble that element, and from considerations of this kind its properties were foretold. Years later the metal was discovered, and the predictions were verified. Similar predictions were made for gallium and germanium in the fifth period, and actual discovery has justified the prophecy. For gallium, for instance, Mendeléeff predicted that it would form an oxide,  $\text{Ga}_2\text{O}_3$ , like aluminum and indium, between which it lies; its specific gravity would be about 6, and its atomic weight about 68. When the metal was found and examined, its oxide had the formula indicated, the specific gravity was 5.9, and the atomic weight was 69.4. These predictions are now regarded as among the most remarkable achievements of modern chemistry.

## CHAPTER XXI

### THE METALS OF THE ALKALIES

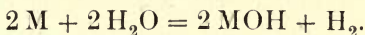
**Group Relations.** — The principles developed in the last chapter are well illustrated by the metals of the alkalies, five in number, which are all placed one after another in the first vertical series of the periodic table. They exhibit a regular gradation in properties, following the increase in atomic weight, which is well indicated in the following table : —

NAME	ATOMIC WEIGHT	SPECIFIC GRAVITY	MELTING POINT
Lithium, Li . . . . .	6.97	0.585	180.°
Sodium, Na (Natrium). . . . .	22.88	0.974	95.6°
Potassium, K (Kalium). . . . .	38.82	0.875	62.5°
Rubidium, Rb . . . . .	84.75	1.52	38.5°
Cæsium, Cs . . . . .	131.9	1.885	26.5°

All of these metals are silver-white, and soft enough to be easily cut with a knife. They are all readily oxidizable — so much so, that they have to be kept under naphtha to preserve them from the action of the air. Thrown upon water, they decompose it, forming soluble hydroxides and setting hydrogen free. This is done quietly by lithium, very violently by cæsium, the other metals of the group being graded between these extremes. The reaction may



be represented by the following equation, in which M stands for any one of the metals in the series :—



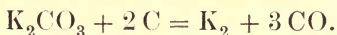
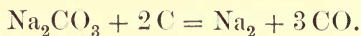
Formulae of this kind are called *general formulæ*, as distinguished from the special expressions in which Li, K, Na, Rb, or Cs takes the place of M.

EXPERIMENT 77.—Throw into a vessel of cold water a bit of potassium half as large as a pea. It will fuse, move about rapidly on the surface of the water, and seemingly burst into violet-colored flame. The flame is really due to the burning of the hydrogen which has been liberated. The color is caused by the vapor of the potassium. Sodium, under similar circumstances, will act in much the same way, but the temperature which is produced is not high enough to ignite the hydrogen. Thrown on wet paper, however, so that the heat of action may be confined to one spot, the hydrogen set free by the sodium will kindle, and burn with a yellow flame. The yellow color is characteristic of sodium and its compounds. After the experiment has ended, dip into the water a slip of red litmus paper. It will at once turn blue, showing the presence of a strong alkali in solution.

**Lithium, Rubidium, and Cæsium.**—Concerning lithium, rubidium, and cæsium, little need be said. All three are comparatively rare. Lithium compounds are somewhat used in medicine, and give a magnificent red color to a flame. Rubidium and cæsium resemble potassium so closely that they are difficult to distinguish from it. They were discovered by spectrum analysis, which will be described in another chapter. The best source of the three metals is the rare mineral lepidolite. Cæsium is the most electro-positive element known. Hence it has a very strong affinity for electro-negative oxygen.

**Preparation of the Metals.**—Before the introduction of systematic names into chemistry, soda, potash, and ammonia were known as mineral alkali, vegetable alkali, and

volatile alkali, respectively. In 1807 Davy succeeded in decomposing soda and potash by means of a powerful electric current, and in isolating the metals which they contained. Soon afterward, chemical methods of preparing sodium and potassium were devised, the first one consisting in heating the carbonates of the metals with charcoal in an iron retort. The reaction which takes place is as follows: —



The neck of the retort dips under naphtha — in which the vapor of the sodium or potassium, as it distills over, is condensed. A more modern process for the preparation of these metals consists in the electrolysis of the fused hydroxides, NaOH or KOH, as the case may be. Both metals are easily volatilized. They have a variety of uses in the isolation of other metals, and in certain lines of chemical research. Their compounds are of the highest practical importance.

**Sodium.** — Sodium is one of the most abundant of elements. The chloride exists in enormous quantities in sea water, and also in many salt lakes and mineral springs, in marine plants, and in the various animal juices. It is also found in the solid form, being then termed rock salt. The nitrate, the carbonate, and the borate occur in large natural deposits; cryolite, a fluoride of sodium and aluminum, forms an important bed in Greenland; many silicates contain sodium as an essential ingredient.

**Common Salt.** — The chief commercial source of sodium compounds is sodium chloride, NaCl, or common salt. Great beds of rock salt, which is often perfectly transparent, are worked at Norwich in England, Wieliczka in Poland, near Salzburg in Austria, and at various places in

the United States. Near Syracuse, New York, Saginaw, Michigan, and in the Kanawha Valley of West Virginia, salt is made in vast quantities by the evaporation of natural brines which rise through artesian wells from subterranean springs. It is also prepared in many places from sea water.

Sodium chloride crystallizes in cubes, and has a specific gravity of 2.15. As common salt, and in its use as a food preservative and condiment, it is familiar to every one.




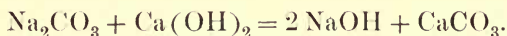
FIG. 40. — Piles of Salt, Salton, California. (From *Scientific American*.)

It is also used in great quantities for the manufacture of chlorine and hydrochloric acid, as a fertilizer, and in the glazing of earthenware.

**Caustic Soda.** — Sodium forms two oxides,  $\text{Na}_2\text{O}$  and  $\text{Na}_2\text{O}_2$ , the latter being known either as sodium dioxide or sodium peroxide. It has important uses in technical chemistry. Sodium hydroxide,  $\text{NaOH}$ , is a substance of great importance, and we have already noted its formation when sodium is thrown into water. Ordinarily, caustic

soda, as it is commonly called, is prepared from sodium carbonate.

The latter is dissolved in water and mixed with milk of lime; calcium carbonate is deposited as an insoluble white powder, and caustic soda remains in solution. By boiling down in iron pans it is obtained as a white solid, having a strong soapy feel, and acting corrosively upon the skin. It is one of the strongest alkalis. The reaction which yields it is written as follows:—



Caustic soda is used in refining fats and oils, especially cottonseed oil, and on a very large scale in the manufacture of soap. Soap is a compound of either alkali with certain organic acids which are found in fats and oils. The soda soaps are hard soaps, the potash soaps are soft soaps. They are produced by boiling the alkali with the fat, and from a chemical standpoint they are just as truly salts of their respective acids as are the nitrates, sulphates, or chlorides. A hard soap made from an animal fat is mainly sodium stearate,  $\text{C}_{18}\text{H}_{35}\text{NaO}_2$ .

**Sodium Carbonate.**—Sodium carbonate,  $\text{Na}_2\text{CO}_3$ , is a white solid having a strong alkaline reaction. The base is so strong, and the acid so weak, that in this salt the basic character predominates. It crystallizes with ten molecules of water of crystallization,  $\text{Na}_2\text{CO}_3 \cdot 10 \text{H}_2\text{O}$ , and occurs in commerce both in this form and dry. Crystallized sodium carbonate, or "sal soda," is the common washing soda of the laundries. The dry carbonate is used in preparing other sodium compounds, and in enormous quantities in the manufacture of glass and soap. Hence its preparation constitutes one of the largest chemical industries.



**The Leblanc Process.** — Sodium carbonate is commercially manufactured by several processes, but only two, the Leblanc and the Solvay processes, are important enough to warrant description here. The Leblanc process, so named from its inventor, is as follows: First, sodium chloride is treated with sulphuric acid, yielding sodium sulphate and hydrochloric acid, thus: —



The operation is performed in a suitable furnace, about half a ton of salt being treated at a time, and the hydrochloric acid is in most establishments condensed by water and saved. The crude sodium sulphate is technically known as “salt cake.”

The second stage of the manufacture consists in the conversion of the salt cake into sodium carbonate, and is called the “black ash” process. Ten parts of salt cake, ten of limestone in small fragments, and seven and a half of coal, are heated together in a reverberatory furnace until the mass fuses, when it is taken out to cool. Two reactions here take place; first, the carbon of the coal withdraws oxygen from the salt cake, leaving sodium sulphide: —



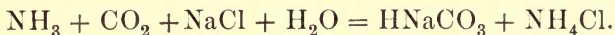
The limestone (calcium carbonate) next reacts upon the sodium sulphide, forming by *double decomposition* calcium sulphide and sodium carbonate, as follows: —



By treating the black ash with water the sodium carbonate is dissolved out, and afterward, by evaporation, it is obtained in crystals. These, calcined, yield the dry carbonate, which is the soda ash of commerce. The calcium

sulphide, which remains undissolved, is worked over for the recovery of the sulphur which it contains; so that from first to last, during the entire process, little or nothing is lost or wasted.

**The Solvay Process.** — The second process for the manufacture of sodium carbonate is known also as the ammonia-soda process. It depends upon the fact that when carbon dioxide is passed into a solution of common salt in aqueous ammonia, sodium bicarbonate is formed, thus : —



The bicarbonate, being slightly soluble, is deposited in large quantities, and it is converted into ordinary carbonate by heating. From the ammonium chloride which is produced the ammonia can be recovered for use in future operations. A little ammonia is lost, but when the process is well conducted, the loss need not be over one ton of ammonia to two hundred tons of soda manufactured.

When crystallized sodium carbonate is exposed to the action of carbon dioxide, sodium hydrogen carbonate,  $\text{NaHCO}_3$ , or "bicarbonate of soda," is produced. This is the common cooking soda of the household, and an important constituent of all baking powders. It is also used in medicine, and in the preparation of various effervescent drinks.

**Other Salts of Sodium.** — Only a few other sodium salts require especial mention here. The sulphate,  $\text{Na}_2\text{SO}_4$ , is important as salt cake; and, crystallized, as  $\text{Na}_2\text{SO}_4 \cdot 10\text{H}_2\text{O}$ , it is known as Glauber's salts, and has some medicinal value. The acid sulphate,  $\text{NaHSO}_4$ , is used in chemical analysis. The nitrate,  $\text{NaNO}_3$ , is found in large beds in Chile, Peru, and Bolivia, whence its commercial name of Chile saltpeter. It is used as a fertilizer, in the

manufacture of nitric acid, and for the preparation of common saltpeter. Sodium thiosulphate,  $\text{Na}_2\text{S}_2\text{O}_3, 5 \text{H}_2\text{O}$ , has already been mentioned on account of its use in photography; sodium hypochlorite,  $\text{NaClO}$ , has some applications as a disinfectant; the chlorate,  $\text{NaClO}_3$ , is employed as an oxidizing agent in dyeing with aniline black; and one of the phosphates,  $\text{Na}_2\text{HPO}_4, 12 \text{H}_2\text{O}$ , is an important laboratory reagent, and also of value medicinally. Borax,  $\text{Na}_2\text{B}_4\text{O}_7, 10 \text{H}_2\text{O}$ , and sodium silicate or water glass, have been sufficiently described in previous chapters.

**Potassium.** — Potassium, although less widely diffused in nature than sodium, is still one of the most abundant elements. It is contained in most granitic rocks, whence it finds its way into the soil, from which it is extensively taken up by growing plants. Formerly its compounds were almost exclusively obtained from wood ashes, whence the old name of vegetable alkali, as applied to its carbonate. Great quantities of potassium salts are now obtained from the salt beds of Stassfurt in Germany.

**Caustic Potash.** — There are two oxides of potassium,  $\text{K}_2\text{O}$  and  $\text{K}_2\text{O}_4$ . From the first, potassium hydroxide,  $\text{KOH}$ , or caustic potash, is derived. Practically, however, this important compound is prepared from potassium carbonate by treatment with milk of lime, just as in the preparation of caustic soda. It closely resembles the latter substance, and is used for similar purposes.

**Potassium Carbonate.** — Potassium carbonate,  $\text{K}_2\text{CO}_3$ , is the familiar substance potash. The simplest mode of preparing this compound is to boil wood ashes with water, and afterward to evaporate the solution in iron pots. Hence the name, potash. Until a few years ago nearly all the potash of commerce was obtained from this source, but now a variety of other sources are available. First,

potassium chloride and potassium sulphate are found in large quantities in the Stassfurt salt beds. These are treated by Leblanc's process in just the same manner as the corresponding sodium compounds, and yield potassium carbonate by precisely similar reactions. Secondly, the residues left behind in the manufacture of beet sugar yield annually some thousands of tons of potash. Thirdly, there is the most extraordinary source of all. Sheep, when feeding, take up large quantities of potassium salts from the soil. These are exuded in the perspiration, and remain adhering to the wool. When the wool is washed at some of the great European centers of the woolen industry, the wash water is evaporated to dryness, and a substance known as "suint" is obtained. This, which contains the potassium salts of certain organic acids, is heated in iron retorts, giving off a fair quality of illuminating gas. From the charred residue, water extracts potassium carbonate. By this curious process, which admirably illustrates the way in which chemistry utilizes seemingly worthless materials, many tons of potash are annually made.

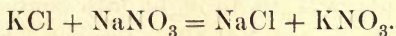
Potassium carbonate, when pure, is a white salt containing no water of crystallization. It has a strong alkaline taste and reaction, and is used for preparing other potassium compounds, and for the manufacture of glass and soft soap. By treatment with carbon dioxide, it yields a "bicarbonate,"  $\text{KHCO}_3$ .

**Other Salts of Potassium.**—Potassium chloride, bromide, and iodide, are all white salts which crystallize in cubes. The chloride is chiefly used, as above indicated, in the preparation of the carbonate; the bromide and iodide are important medicinally. The formulæ, potassium being univalent, are naturally  $\text{KCl}$ ,  $\text{KBr}$ , and  $\text{KI}$ .



Two other salts of potassium are of great practical importance, the chlorate and the nitrate,  $\text{KClO}_3$  and  $\text{KNO}_3$ . The properties of the chlorate, and its uses for making oxygen and in pyrotechny, have been sufficiently indicated in previous chapters. It is also used in medicine for allaying inflammation of the throat, in calico printing, and in the manufacture of matches.

**Saltpeter.** — Potassium nitrate, popularly known as saltpeter or as niter, is a salt which crystallizes easily in long, white prisms. It occurs naturally in the soil in many tropical countries, especially in Egypt and the East Indies, and is extracted easily by solution in water. It originates from the oxidation of organic matter rich in nitrogen, in presence of potassium compounds. In Sweden much saltpeter is prepared artificially by piling up animal refuse with lime, soil, and a little potash; and, after a proper period of time, leaching the mass with water. It is also made by double decomposition from the crude potassium chloride of Stassfurt and the cheaper Chile saltpeter.



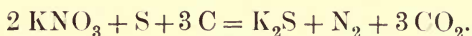
It is used in the preservation of meat, and in the manufacture of gunpowder.

**Gunpowder.** — Gunpowder is a mechanical mixture of charcoal, sulphur, and saltpeter. A good average powder is composed, by percentages, as follows: —

$\text{KNO}_3$	. . . . .	75
C	. . . . .	15
S	. . . . .	<u>10</u>
		100

The composition is somewhat varied, however, in order to produce powders of different qualities, according to the uses to which they are to be applied. The “smokeless

powders" which are now so important in warfare, are entirely distinct from ordinary gunpowder, being preparations of guncotton. The last-named substance is produced by the action of mixed nitric and sulphuric acids upon cotton, and is highly explosive. When gunpowder burns, there is a great and sudden evolution of gas; and to the expansion of the latter the force of explosion is due. A cubic centimeter of powder gives about 280 cc. of gas; and the reaction, which in reality is very complicated, is *approximately* represented by the subjoined equation:—



The total explosive force of a pound of gunpowder, expressed in mechanical terms, is equivalent to a power of lifting a weight of 486 tons one foot high.

**Ammonium.** — Ammonium,  $\text{NH}_4$ , is a compound radicle which is most conveniently studied in connection with the alkaline metals. It plays the part of a metal, and its salts in many respects are very similar to those of potassium. When ammonia,  $\text{NH}_3$ , is brought into contact with  $\text{HCl}$ , union takes place, and  $\text{NH}_4\text{Cl}$  is formed. So also, when ammonia is passed into water, the strongly alkaline solution may be regarded as having the formula  $\text{NH}_3$ ,  $\text{H}_2\text{O}$ , or  $\text{NH}_4\text{OH}$ . In one compound, we have the chloride of  $\text{NH}_4$ , and in the other an alkaline hydroxide similar in character to  $\text{KOH}$  and  $\text{NaOH}$ . Like the latter hydroxides, the ammonium hydroxide or caustic ammonia is capable of saturating the strongest acids, and of forming crystalline salts in which the  $\text{NH}_4$  plays precisely the same part as  $\text{K}$  or  $\text{Na}$ . In  $\text{NH}_4$ , which has not yet been obtained by itself, an atom of quinquivalent nitrogen has four of its bonds of valency saturated; and by virtue of the one which remains it is univalent. For convenience, we may treat ammonium

as if it were really a metal having an atomic weight of 18.

**Dissociation.** — Most of the ammonium salts are prepared by saturating aqua ammonia with acids, although in practice there are some exceptions. The chloride,  $\text{NH}_4\text{Cl}$ , is a white salt which occurs in commerce in tough fibrous masses. It is purified by sublimation, being readily volatile. From its formula the density of its vapor should be  $\frac{13.93 + 4 + 35.18}{2} = 26.555$ , whereas experiment gives it a

density only one half as great. That is, its vapor forms four volumes instead of agreeing with the two-volume law. This anomaly has been explained by showing that at high temperatures the compound  $\text{NH}_4\text{Cl}$  cannot exist; but splits up into  $\text{NH}_3$  and  $\text{HCl}$ , each represented by two volumes. On cooling, the parts recombine, again forming  $\text{NH}_4\text{Cl}$ . This splitting up so as to give an anomalous vapor density is called *dissociation*, and many examples of it are known. The explanation is not wholly theoretical, but rests upon solid experimental demonstrations.

**Salts of Ammonium.** — Ammonium chloride has some medicinal use, is largely employed in dyeing, and is a source of other ammonium compounds. In soldering and tinning it serves to cleanse the metallic surfaces which are to be joined together. Ammonium sulphate,  $(\text{NH}_4)_2\text{SO}_4$ , is important as a fertilizer; the nitrate,  $\text{NH}_4\text{NO}_3$ , is used in making nitrous oxide; and a phosphate of sodium, hydrogen, and ammonium,  $\text{NaHNNH}_4\text{PO}_4 \cdot 4\text{H}_2\text{O}$ , microcosmic salt, is a useful reagent in blowpipe analysis.

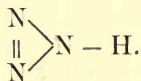
When hydrogen sulphide,  $\text{H}_2\text{S}$ , is passed into aqua ammonia, ammonium hydrosulphide,  $\text{NH}_4\text{SH}$ , is formed. There are also several sulphides of ammonium, of which

$(\text{NH}_4)_2\text{S}$  is the most typical. These compounds are much used as test reagents in chemical analysis.

EXPERIMENT 78. — Dissolve in water, in separate test tubes, fragments of zinc sulphate, iron sulphate, copper sulphate, manganese chloride, arsenious oxide, and tartar emetic. Add to each solution a drop of ammonium sulphide, and note the color of the precipitate. On adding an excess of the reagent, the arsenic and antimony precipitates will redissolve.

Ammonium carbonate is another salt which is used in medicine and as a reagent in analysis. It has a complicated formula, and occurs in commerce under the name of *sal volatile*. It smells strongly of ammonia, and is often met with in the form of "smelling salts."

From ammonia and ammonium a number of other strong bases are derived, which will be described in connection with organic chemistry; but two very remarkable compounds of nitrogen and hydrogen, recently discovered, may properly be noticed here. One, *hydrazin*,  $\text{N}_2\text{H}_4$ , is a gaseous substance having strong basic properties, and forming well-crystallized salts. The other,  $\text{N}_3\text{H}$ , also gaseous, is a powerful acid, much resembling hydrochloric acid, and most of its salts are violently explosive. It is known as *azoimide*, or hydronitric acid. Its salts are perhaps best called *trinitrides*, as the formulæ  $\text{N}_3\text{K}$ ,  $\text{N}_3\text{Ag}$ , etc., indicate. Here the group of atoms  $\text{N}_3$  becomes univalent, and the formula of the acid has the following structure: —





## CHAPTER XXII

### CALCIUM, STRONTIUM, AND BARIUM

**Group Relations.** — The bivalent metals are quite numerous, and form several well-defined subgroups. In one of these we find the three closely allied metals whose names head this chapter.

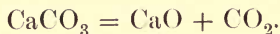
	ATOMIC WEIGHT	SPECIFIC GRAVITY
Calcium, Ca . . . . .	39.8	1.85
Strontium, Sr. . . . .	86.95	2.58
Barium, Ba . . . . .	136.4	3.75

In general, strontium and its compounds have properties nearly midway between those of the other two metals. For instance, strontium sulphate is less soluble in water than calcium sulphate, and more so than barium sulphate; and in specific gravity it also lies between the two. In short, if we know the properties of two corresponding salts of barium and calcium, we can make a close guess as to what the properties of the similar strontium salt will be. The metals themselves are unimportant, and difficult to obtain. All three are white in color, and fusible only above a red heat; all oxidize easily in the air; all are malleable and ductile.

**Calcium.** — Calcium is one of the most abundant of elements. As carbonate we find it in nature in the form of

limestone, marble, chalk, coral, marl, etc. It enters into the composition of many silicates; the sulphate, fluoride, and phosphate are abundant minerals; and the phosphate is also an important ingredient of plants and of bones.

**Lime.** — Calcium oxide,  $\text{CaO}$ , is commonly known as quicklime. It is always prepared by heating the carbonate, which is decomposed in accordance with the following reaction: —



On a large scale, limestone is burned in a limekiln (Fig. 41), and the lime remains behind. It is a white, infusible



FIG. 41. — Limekiln.

solid, which unites violently with water, evolving great heat, and forming the hydroxide,  $\text{CaH}_2\text{O}_2$ . The latter formula may also be written  $\text{Ca}(\text{OH})_2$ , to illustrate the bivalency of the metal.

Calcium hydroxide, or slaked lime, is a very useful compound. The heat attending its formation may be observed by sprinkling a little cold water over a lump of lime and noting that steam is evolved. Fires are often caused by the accidental contact of water

with lime which has been stored in leaky buildings. Under such circumstances, in a closed space, the heat may be sufficient to kindle wood.

Just as sodium hydroxide is called caustic soda, so calcium hydroxide is often called caustic lime. It has a strong alkaline reaction, neutralizes acids, and attacks organic matter vigorously. It is often used as a fertilizer,

inasmuch as it helps to rot organic substances in the soil ; and in tanneries it is applied to hides to aid in the removal of hair. As milk of lime — that is, suspended in water — it serves as whitewash, and it is also used in purifying coal gas, in making bleaching powder and the caustic alkalies, and for a great variety of other chemical purposes. But the larger uses of slaked lime are in the preparation of mortars and cements. Mortar is made by mixing lime with water and sand; for interior plastering hair is added, to bind the mass together. When first mixed, mortar is soft and pasty; on drying it hardens, absorbs carbon dioxide from the air, and forms a substance which in time becomes almost as compact as stone. In very old brickwork, the mortar is often harder and stronger than the bricks themselves. *Hydraulic lime*, which forms a cement capable of hardening under water, is made by burning a limestone mixed with clay. Portland cement is a variety of hydraulic cement, which is made by grinding together chalk and clay, and then burning the very fine powder in a suitable kiln. It varies a good deal in composition.

**Calcium Carbonate.** — The extensive occurrence of calcium carbonate in nature has already been noticed. In its purest state this substance forms transparent crystals, which vary remarkably in character. One variety is known as Iceland spar (Fig. 42), and is doubly refracting — that is, a line

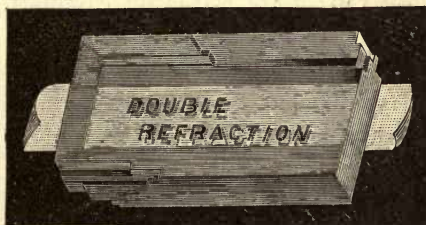


FIG. 42. — Double Refraction.

or object seen through it appears to be doubled. Iceland spar is much used in instruments for studying polarized

light. In pure water calcium carbonate is very slightly soluble, but it dissolves to an appreciable extent in water containing carbonic acid.

EXPERIMENT 79. — Into a test tube filled with limewater pass a bubble of carbon dioxide. Calcium carbonate will be thrown down as a white precipitate, but if a stream of the gas be passed in for a longer time, it will again dissolve. Upon boiling the clear solution the excess of  $\text{CO}_2$  will be driven off, and  $\text{CaCO}_3$  will be reprecipitated.

It is by this solvent action of water charged with carbon dioxide that great limestone caverns, like the Mammoth Cave of Kentucky, are formed. From the roof of such a cave, especially during its period of formation, water continually drips. Each drop, in falling, leaves behind a particle of its dissolved limestone, and deposits another particle upon the floor beneath. Thus, in the course of ages, a stalactite grows slowly downward, like a stone icicle, from above, while from below a stalagmite rises gradually to meet it. If the process continues long enough, a column of semitransparent calcium carbonate is the result.

**Gypsum and Plaster.** — Calcium sulphate, crystallized with two molecules of water, occurs abundantly in nature as gypsum,  $\text{CaSO}_4 \cdot 2\text{H}_2\text{O}$ . In white, translucent masses, it is used as an ornamental stone, and is known as *alabaster*; in regular, transparent crystals it is called *selenite*. Gypsum is somewhat important as a fertilizer, and when deprived of its water by calcination, it forms plaster of Paris. The latter substance when mixed to a thin paste with water reabsorbs the two molecules which were lost on calcination, and “sets” to a compact, solid mass. In solidifying it also expands, and to this fact is partly due its value in making casts. When poured into a mold, it forces its way into every crack and crevice, and thus a perfect copy is insured.

Like calcium carbonate, calcium sulphate is slightly soluble in water, and in natural waters both compounds often occur. Such waters are popularly known as “hard” waters, and are objectionable



for washing purposes or for use in the steam boiler. In the latter case, the lime salts are liable to be deposited on the sides of the boiler as a hard coherent coating, called boiler crust or boiler scale, which, being a nonconductor of heat, causes great waste of fuel. In the laundry, lime salts react upon the soap which is used, and insoluble lime soaps are precipitated, so that no satisfactory soapy effect can be produced until all the calcium compounds have been eliminated.

**Other Salts of Calcium.**—Calcium fluoride,  $\text{CaF}_2$ , has already been referred to in connection with fluorine. It is a mineral which crystallizes in cubes, often brilliantly colored, and is useful in the preparation of hydrofluoric acid. The nitrate,  $\text{Ca}(\text{NO}_3)_2$ , is found in the soil of some caves, and when abundant may be profitably treated with potassium carbonate, and made a source of saltpeter. The phosphate,  $\text{Ca}_3(\text{PO}_4)_2$ , is found in bones, and also, combined with a little fluoride or chloride, in great beds as a mineral. Powdered bone is an important fertilizer, and “phosphate rock,” such as is mined extensively in South Carolina, Tennessee and Florida, has similar use. The rock, however, is first treated with two thirds of its weight of sulphuric acid, yielding a mixture of calcium sulphate and tetra-hydrogen calcium phosphate,  $\text{H}_4\text{Ca}(\text{PO}_4)_2$ . This mixture is the commercial “superphosphate of lime” which is so much used as a fertilizer. It is also used in the manufacture of phosphorus.

Calcium hypochlorite, chloride of lime, or bleaching powder, has already been described. Calcium chloride,  $\text{CaCl}_2$ , which is prepared by dissolving chalk or marble in hydrochloric acid and evaporating to dryness, is a white, soluble compound much used in the laboratory. It absorbs moisture with great avidity—enough in damp air actually to dissolve itself—and is, therefore, of great value in drying gases. It is also employed in making some kinds

of artificial stone. The crystallized salt,  $\text{CaCl}_2 \cdot 6 \text{H}_2\text{O}$ , mixed with pounded ice or snow, gives a powerful freezing mixture, and with it a temperature as low as  $-48.5^\circ$  has been obtained.

Calcium carbide,  $\text{CaC}_2$ , is produced by heating in an electric furnace a mixture of lime and coke. Treated with water it yields acetylene,  $\text{C}_2\text{H}_2$ . This is now used as an illuminating gas, and has been considered in a previous chapter.

**Strontium.** — Strontium, as compared with calcium, is relatively rare and of minor importance. Its sulphate and carbonate occur as beautiful crystallized minerals. Its compounds resemble those of calcium, and its hydroxide,  $\text{Sr}(\text{OH})_2$ , is used in the refining of sugar. Salts of strontium give a rich red color to flame, and on this account its nitrate,  $\text{Sr}(\text{NO}_3)_2$ , and its chlorate,  $\text{Sr}(\text{ClO}_3)_2$ , are used in the red-fire mixtures of the pyrotechnist. Most of these mixtures contain sulphur, and therefore smell bad when burning; but the following experiment may be tried in a room: —

EXPERIMENT 80. — Take two parts of potassium chlorate, two of strontium nitrate, and one of shellac. *Powder them separately* and finely, and mix on paper with as little friction as possible. Kindle the mixture in any convenient vessel, and it will give the brilliant strontium flame. The ingredients should be weighed out, and all should be scrupulously dry. If barium nitrate be used in place of the strontium salt, a green-fire mixture will be made.

**Barium.** — Barium is much more plentiful than strontium; but, like the latter metal, it occurs mainly as sulphate and carbonate. It is also found in a few rather uncommon silicates. Several of its compounds have practical interest. The chloride,  $\text{BaCl}_2 \cdot 2 \text{H}_2\text{O}$ , and the carbonate,  $\text{BaCO}_3$ , are useful reagents in chemical analysis;

and, as above indicated, its nitrate is employed by the pyrotechnist in making green fire. There are two oxides of barium,  $\text{BaO}$  and  $\text{BaO}_2$ , and these are easily transformable, the one into the other. Upon this fact a "regenerative" process for making oxygen has been based. The monoxide,  $\text{BaO}$ , heated in a stream of air, is converted by direct oxidation into  $\text{BaO}_2$ . The latter, heated more strongly, gives up its extra atom of oxygen, leaving  $\text{BaO}$  ready to be recharged in another air current. The operation may be repeated indefinitely. The  $\text{BaO}$  serves as a carrier by which oxygen may be withdrawn from the atmosphere and transferred to a gas holder. Barium hydroxide,  $\text{Ba(OH)}_2$ , and the chlorate,  $\text{Ba(ClO}_3)_2$ , are also compounds of some practical importance.

Barium sulphate,  $\text{BaSO}_4$ , is noted for its insolubility. Add sulphuric acid or a solution of any other sulphate to a solution containing barium, and  $\text{BaSO}_4$  will be thrown down as a heavy white powder. Hence sulphuric acid serves as a test for barium, and *vice versa*. The precipitated compound is somewhat used as a white paint, under the name of *blanc fixe*; and the natural sulphate, which is commonly called barytes or heavy spar, is ground up as an adulterant for white lead. By heating the sulphate with charcoal, the sulphide,  $\text{BaS}$ , is produced. This substance, exposed to a strong light, is afterward luminous in the dark. The sulphides of calcium and strontium have similar properties, and from either of the three a luminous paint may be made.

## CHAPTER XXIII

### SPECTRUM ANALYSIS<sup>1</sup>

**The Solar Spectrum.** — When a beam of sunlight passes through a glass prism and falls upon a white screen, colors are produced, and the unaided eye readily distinguishes at least seven tints. These are red, orange, yellow, green, blue, indigo, and violet, and are popularly known as the seven primary colors. If the prism is placed in a dark chamber, and the light is admitted only through a narrow slit, the colors arrange themselves in a long band, side by side, with the red at one end and the violet at the other, and the remaining tints occupying their proper order between. In the sunbeam these colors are all mixed together, and the effect of the prism merely is to separate them, by virtue of their differences in refrangibility.

**Line Spectra.** — Suppose now that, instead of sunlight, some colored flame, such as is given by compounds of potassium, strontium, or barium, be studied with the prism, what sort of a color band or *spectrum* shall we obtain? In every case we shall have, not a continuous band of colors, but one or more bright-colored lines, separated from each other by dark spaces; and these lines will be absolutely characteristic of the substance to which the tint of the flame is due. A compound of sodium will give

<sup>1</sup> In a treatise on chemistry this subject can be considered only on its chemical side. The physical theory of the spectroscope, the nature of luminous waves, etc., can be properly studied only as a branch of physics.



one bright yellow line ; potassium, a red and a violet ; thallium, a green line ; strontium, a cluster in the red and orange, and one brilliant line in the blue ; barium, a number of lines near together, and mainly in the green and yellow portions of the spectrum ; lithium, a very rich line in the red, etc. There are also some fainter lines which need not be mentioned here ; and occasionally lines, which seem at first to be single, prove when magnified to consist of several closely huddled together. The yellow line of sodium, for instance, is really double. In no case does any element give a line belonging to any other ; so that if we insert any substance in a flame and examine its spectrum, we can determine at once which of the above-named elements it contains. This method of examination is called *spectrum analysis*.

**The Spectroscope.** — In order that spectra may be conveniently studied, an instrument called the *spectroscope* has been devised. This, like most other great inventions, grew up step by step, one discoverer after another adding some point or detail ; but the honor of completing and perfecting the instrument is chiefly due to Professor Bunsen of Heidelberg in Germany. In its simplest form it is constructed as follows (Fig. 43) : —

A prism and two small telescopes are mounted upon a circular metallic plate and stand, as shown in the illustration. One telescope, which serves for receiving the light to be examined, is closed at its outer end by two metallic knife edges, which may be moved nearer together or farther apart, and which furnish the narrow slit as previously indicated. The second telescope is used for observing the spectrum. The light enters the slit, passes through the collecting telescope, and falls upon the prism. There it is refracted and dispersed, and is seen through the observing

eyepiece as the long band which was described in a previous paragraph. In nice instruments the observing eyepiece contains a pair of cross hairs, and is movable, with its telescope, from side to side; and the metallic plate which supports it is provided with a graduated circle. Then, by moving the telescope so as to bring each spectral line exactly across the intersection of the cross hairs, its position relatively to other lines may be accurately

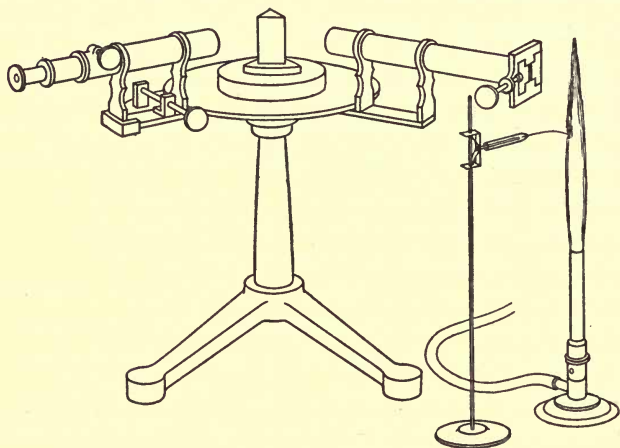


FIG. 43. — One-prism Spectroscope.

measured. With these additions the spectroscope becomes also a *spectrometer*, and is a most convenient instrument for many optical investigations. Instead of one prism a spectroscope may be provided with a *train* of several prisms, and so be given greatly increased dispersive power. With increased dispersion, however, luminosity is diminished.

Another convenient form of instrument is the *direct-vision spectroscope*. In the ordinary spectroscope the light

is so refracted that the two telescopes form an angle with each other. In the direct-vision spectroscope the prisms, which may number three, five, seven, or nine, are arranged as shown in Fig. 44, and the spectroscope is pointed directly

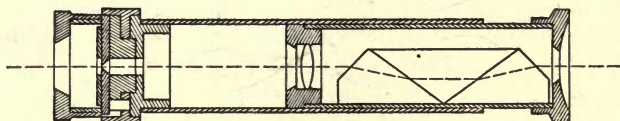


FIG. 44. — Section of a Direct-vision Spectroscope.

at the source of light. Such spectroscopes are now made very cheap, and small enough to be carried in the vest pocket. For many purposes they are very handy and useful.

**Uses of the Spectroscope.** — In the laboratory the spectroscope is mainly used for detecting lithium, sodium, potassium, cæsium, rubidium, thallium, calcium, strontium, barium, boron, or copper; all of which substances impart definite colors to a gas or alcohol flame. The usual plan is to put a little of the substance under examination upon a piece of clean platinum wire, and insert it in the flame of a Bunsen burner (see Fig. 43). Then, almost at a glance, whatever spectra may be present can be recognized. Some of the tests are inconceivably delicate — for example, the ten-millionth of a gram of sodium, or the forty-thousandth of a gram of lithium, will reveal its presence immediately. Several of the rarer metals have been discovered by means of the spectroscope — namely, cæsium, rubidium, thallium, indium, and gallium. Cæsium and rubidium were discovered by Bunsen himself, shortly after the invention of the instrument. He applied his spectroscope to the examination of a mineral water, and observed certain lines which belonged to no known element. He at once inferred that some new element must be present;

and, carefully searching, obtained the chlorides of the two metals. At the high temperature of the electric arc all the elements give characteristic spectra, and most of them have been carefully mapped and examined.

Another laboratory use of the spectroscope is in the identification of dissolved coloring matters. If a beam of sunlight be passed through a solution of blood, cochineal, logwood, etc., a red light will be transmitted; other solutions transmit green, yellow, or blue tints mainly. If the transmitted light be examined with the spectroscope, certain parts of the complete spectrum will be found to be blotted out, and what is called an *absorption spectrum* will be seen. Such a spectrum is in most cases characteristic of the coloring matter which produces it, and at once reveals the presence of the latter. The artificial color of an adulterated red wine may thus (with some limitations) be detected. Blood gives very characteristic absorption bands, and even the colorless solutions of certain rare metals yield absorption spectra by which their presence may be recognized.

**Gaseous Spectra.** — Whenever we have a spectrum consisting of bright lines with dark spaces between, it is produced by heated matter in the condition of a gas. All the elements above mentioned, which color the Bunsen flame, do so in the form of compounds which are gaseous at its temperature. The other elements, as was already stated, require far more elevated temperatures for the production of bright-line spectra.

**Fraunhofer's Lines.** — If we study the light emitted by highly incandescent solids, such as the carbon of an electric arc or the lime cylinder in the oxyhydrogen flame, we shall find that it gives a spectrum without lines, and brilliantly continuous from the red end to the violet. In the spec-



trum of sunlight, however, we have something different still — namely, a continuous spectrum intersected by a vast number of fine black lines, each of which occupies a fixed and definite position.<sup>1</sup> These lines were first described by Wollaston; and later they were carefully mapped by Fraunhofer; they are now known as Fraunhofer's lines. Each of them corresponds in position exactly with one of the bright lines obtainable from a chemical element; for example, Fraunhofer's line "D,"

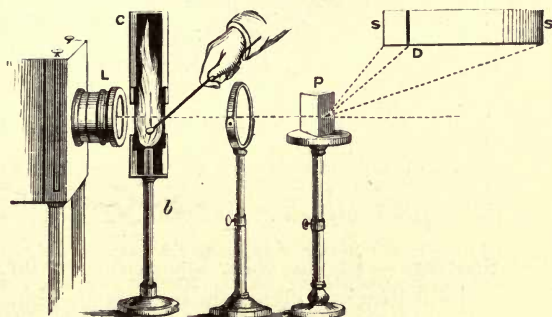


FIG. 45. — Reversal of Sodium Line.

in the yellow, coincides precisely with the sodium line, and, like the latter, is really double. What does this mean? The explanation, discovered by the joint labors of Professors Bunsen and Kirchhoff, is simple, and is an application of the physical law that *substances when cold absorb the same rays which they give out when hot.*

Let us consider a special case arising under this law. Suppose we arrange a spectroscope as in Fig. 45, and place in front of the slit a strong light capable of giving a continuous spectrum. Now between this light and the

<sup>1</sup>Dark lines running *lengthwise* of the spectrum often confuse the beginner. They are due to dust specks on the slit of the spectroscope.

slit interpose a layer of sodium vapor, produced by heating a little metallic sodium in an iron spoon. The part of the spectrum corresponding to the sodium line will be absorbed, and a dark line will be seen in its place. That is, sodium vapor absorbs the yellow ray which more intensely heated sodium vapor emits. This is commonly known as the *reversal of the sodium line*; and the lines of other elements may be similarly reversed. The spectrum of sunlight is merely a continuous spectrum, with the reversed lines of over twenty of the chemical elements distributed in their proper places through it. The conclusion is, that the sun contains these elements in the gaseous condition, and through such a gaseous envelope the light of the solid or liquid interior is transmitted. In short, by means of the spectroscope we can analyze the heavenly bodies, and tell of what substances they are composed.

**Celestial Spectra.** — In the solar spectrum, so far, lines belonging to the following elements have been identified: iron, titanium, calcium, manganese, nickel, cobalt, chromium, barium, sodium, magnesium, copper, hydrogen, palladium, vanadium, molybdenum, strontium, lead, uranium, aluminum, cerium, cadmium, and helium. The presence of still other elements in the sun has been less clearly made out, but is highly probable; and in several of the fixed stars, which resemble the sun in character, several substances not discoverable in the sun have been distinctly recognized. The bright star Aldebaran, for instance, contains hydrogen, sodium, magnesium, calcium, iron, *antimony*, *mercury*, *bismuth*, and *tellurium*.

**Nebular Hypothesis.** — At various points in the heavens are seen faint clouds of light called nebulae. Some of them are star clusters, so distant that only a powerful

telescope can recognize their true character; and such nebulae give regular star spectra. Others, however, when examined with the spectroscope, prove to be immense clouds of incandescent gas, and give a bright-line spectrum indicating hydrogen. This fact has a curious theoretical importance. It is commonly held by men of science that the solar system was once a vast nebula which gradually cooled and condensed into its present condition; and a great deal of evidence, physical and mathematical, can be cited in favor of this *nebular hypothesis*. In the heavens we see all stages of development—from the nebula itself down to the hotter stars, the sun, and the solid planets; and accompanying this progression, we find a steady increase in chemical complexity. The nebulae contain but one or two elements; the whitest and hottest stars a few more; stars like our sun a larger number still; and at last we find the earth with its multitude of compound bodies. From these facts we arrive at once at a startling conclusion, which, though not yet absolutely proved, is sustained by many lines of evidence, and is yearly becoming more and more probable; namely, that the evolution of planets from nebulae has been accompanied by an evolution of the chemical elements from still simpler forms of matter; and that matter itself, like force, instead of being many different things, is really at bottom, in the final analysis, only one.

## CHAPTER XXIV

### GLUCINUM, MAGNESIUM, ZINC, CADMIUM, AND MERCURY

**Bivalent Metals Continued.** — Although the metals described in this chapter are all bivalent, they do not form so definite a natural group as some that we have been considering. Magnesium and zinc, indeed, are very closely related; so are zinc and cadmium; and, though less strikingly, so also are cadmium and mercury. But between magnesium and mercury, except as regards valency, the resemblances are quite remote.

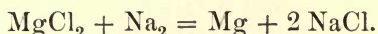
**Glucinum.** — Glucinum, often called *beryllium*, is a rare metal of specific gravity 1.73, and an atomic weight of 9. It is found in a few minerals, among which the beryl and the chrysoberyl are the only important species. The beryl is a silicate of glucinum and aluminum, and varies in color from white to yellow, and bluish to deep green. It is valuable as a gem, the bluish variety being known as aquamarine, and the green variety as the emerald. The salts of glucinum are all formed on a simple bivalent type, and in their outward properties have some resemblance to the compounds of trivalent aluminum. The oxide,  $\text{GlO}$ , the chloride,  $\text{GlCl}_2$ , and the sulphate,  $\text{GlSO}_4$ , are good examples of their chemical structure.

**Magnesium.** — Magnesium, atomic weight 24.1, is one of the more abundant elements, and forms an important part of the earth's crust. It occurs in many silicates, such as talc and serpentine; and in dolomite, a double carbonate of magnesium and calcium. The last-named species forms whole mountain ranges, and is often confounded with



limestone. Some of its varieties resemble marble. Magnesium minerals frequently have a soapy feel, as in soapstone, and so may be recognized by touch. Salts of magnesium are found in sea water, and in many mineral springs.

The metal itself was formerly prepared by heating the chloride with sodium ; thus : —



It is also obtained by the electrolysis of the fused chloride.

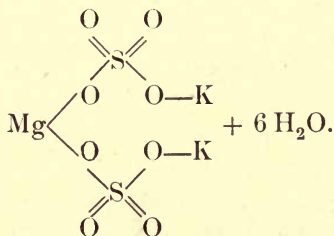
Magnesium is bluish white, fusible at low redness, volatile at higher temperatures, and has a specific gravity of 1.75. It is easily combustible, and burns with an intensely brilliant light, emitting dense, white smoke clouds of its solid oxide, MgO. It is commonly sold in the form of wire or ribbon, and may be kindled with a common match. Its light gives a continuous spectrum, but is brightest toward the violet end, and abounds especially in those rays which possess chemical activity. On this account it is available for photographic purposes, and is actually so used as a source of illumination in photographing the interior of caverns. The "flash light" preparations employed by photographers owe their brilliant luminosity to magnesium in the form of powder.

**Compounds of Magnesium.** — The compounds of magnesium are quite simple. The oxide, MgO, also known as *magnesia*, is a white powder somewhat used in medicine. Its popular name well illustrates a common method of abbreviating the names of oxides ; as, for example, SiO<sub>2</sub>, silica ; Na<sub>2</sub>O, soda ; K<sub>2</sub>O, potassa ; BaO, baryta ; SrO, strontia ; Al<sub>2</sub>O<sub>3</sub>, alumina, etc. The superior convenience of these names over such terms as silicon dioxide, barium monoxide, etc., is evident. Magnesia unites readily with

water to form a hydroxide,  $\text{Mg}(\text{OH})_2$ , which occurs naturally crystallized as the mineral brucite. The carbonate,  $\text{MgCO}_3$ , is also found as the mineral magnesite; and, artificially precipitated in union with hydroxide, as the *magnesia alba* of pharmacy. The double carbonate,  $\text{MgCO}_3 + \text{CaCO}_3$ , has already been referred to as dolomite.

The most important salt of magnesium is the sulphate,  $\text{MgSO}_4 \cdot 7 \text{H}_2\text{O}$ . It was originally found in a spring at Epsom, England—whence the common name of Epsom salts. It is now prepared by treating either magnesite or dolomite with sulphuric acid, and evaporating the solution to the crystallizing point. It is a useful reagent in chemical analysis, and is a common household medicine.

The water of crystallization in magnesium sulphate deserves especial study. If the salt be heated to about  $120^\circ \text{C}$ ., six molecules of its water are expelled; but the seventh molecule is retained with great tenacity up to a temperature of nearly  $200^\circ$ . This molecule, therefore, is differently combined from the others, and is known as *water of constitution*. It may be replaced by other sulphates; as, for example,  $\text{K}_2\text{SO}_4$ , yielding the double sulphate,  $\text{MgSO}_4 \cdot \text{K}_2\text{SO}_4 \cdot 6 \text{H}_2\text{O}$ .



This compound is the type of an important class of double salts which result from the union of the alkaline sulphates with the sulphates of magnesium, zinc, iron,

cobalt, nickel, and copper. These salts show that there is some relationship between magnesium and the last four metals.

**Zinc.** — Zinc, though far less abundant than magnesium, is more familiar as a metal. It is found in many minerals; but its chief ores are the oxide, zincite; the sulphide, zinc blende; the silicate, calamine; and the carbonate, smithsonite. These, in smelting, are first roasted, and then heated in either earthenware tubes or fire-clay crucibles




FIG. 46. — Zinc Furnace.

with coke or charcoal. Zinc is set free, and distilled off into suitable vessels. It is finally remelted and cast into bars, which are known commercially as spelter. Sometimes the zinc vapor is condensed in the form of zinc dust, which is of use in some of the operations of organic chemistry. A mixture of zinc dust and sulphur may be used to illustrate chemical union, as in Experiment 1. It can be kindled with a match, and burns almost like gunpowder, leaving a residue of yellowish white sulphide.

Zinc is a bluish white metal of atomic weight 64.9, and a specific gravity from 6.8 to 7.3. It melts at  $423^{\circ}$ , and boils at  $920^{\circ}$ . It is slightly combustible, especially in thin sheets, and burns with a greenish flame. At ordinary temperatures it is brittle; but at  $125^{\circ}$  to  $150^{\circ}$  it is malleable, and may be rolled into sheets. At  $205^{\circ}$  it again becomes brittle, and may be pulverized in a mortar. It is largely used as sheet zinc, for fire screens, roofing, etc.; and it forms the positive plate in all voltaic batteries. Brass is an alloy of zinc and copper, and German silver consists of zinc, nickel, and copper. The so-called galvanized iron, used for roofing, cornices, window caps, water pipe, etc., is merely iron which has been dipped in melted zinc, and so coated with the latter. Granulated zinc is the most convenient form of zinc for laboratory purposes; it is prepared by melting zinc in an iron ladle, and pouring it gradually from a height of about two meters into cold water. Other fusible metals, like lead, tin, or cadmium, may be granulated in the same way.

**Compounds of Zinc.** — Chemically, the compounds of zinc resemble those of magnesium. The oxide,  $ZnO$ , is white when cold, yellow when hot. A large deposit of it occurs at Franklin and Sterling, New Jersey, in red masses which owe their color to manganese as an impurity. The pure zinc oxide is important as a white paint which is not discolored by atmospheric agencies. Zinc sulphide,  $ZnS$ , is often produced in the laboratory as a white precipitate, by adding ammonium sulphide to a solution of any soluble zinc salt. It occurs in nature as a very common crystalline mineral, but is generally colored yellow, brown, or black, by impurities. The chloride,  $ZnCl_2$ , is a pasty solid, which is prepared by dissolving zinc in hydrochloric acid and evaporating to dryness. It is used in surgery as



a caustic, and by tanners for cleansing tin plate previous to soldering. It is also used on a large scale as an antiseptic, in the preservation of wood from decay. The process, which, from the name of its inventor, is called Burnettizing, consists in inclosing the wood in strong iron cylinders, pumping out the air by a powerful steam pump, and then allowing the solution of zinc chloride to flow in under very heavy pressure. The wood is thus completely permeated by the preservative, and will last for years without rotting. Copper sulphate, mercuric chloride, coal tar, creosote, etc., are also applied to wood in the same way and for the same purpose.

Zinc sulphate,  $\text{ZnSO}_4 \cdot 7\text{H}_2\text{O}$ , also called white vitriol, resembles magnesium sulphate very closely. It forms similar double sulphates, and its water of crystallization behaves in the same way. Its uses are chiefly medicinal, although in large doses it is poisonous. Applied externally in weak solutions, it quiets local inflammation; and it is especially used in treating diseases of the eye. Most of the so-called "eyewaters" are merely preparations of zinc sulphate.

**Cadmium.** — Cadmium, atomic weight 111.55, is a rare metal which is chiefly found as an impurity in zinc. It is bluish white, brilliant, and of specific gravity 8.6. It melts at  $321^\circ\text{C}$ ., and boils at  $778^\circ$ , forming a vapor having only half the density indicated by its atomic weight. Hence its molecule consists of a *single* atom. Cadmium is used in making certain fusible alloys,<sup>1</sup> and in preparing a few compounds. The iodide,  $\text{CdI}_2$ , is employed to some extent in photography; and the sulphide,  $\text{CdS}$ , is a brilliant yellow precipitate which is much prized by artists as a pigment.

**Mercury.** — Mercury, or quicksilver, being the only metal liquid at ordinary temperatures, has always been an

<sup>1</sup> Described under bismuth.

object of both popular and scientific interest. It is found in nature in the free state, and also in several ores; but only one of the latter, cinnabar,  $\text{HgS}$ , has any practical importance. It is extensively mined in Spain, Austria, China, Mexico, and Peru, but fully two thirds of the whole annual mercury yield of the world comes from a few localities in California. From cinnabar the metal is easily extracted by a process of roasting with lime. The mercury volatilizes, and is condensed in suitable chambers or pipes. It is purified by straining through linen, and is sent into commerce in strong bottles made of wrought iron.

The specific gravity of mercury, at  $0^\circ$ , is 13.596. At  $-39.5^\circ$  it solidifies to a malleable mass, of specific gravity 14.19. At  $357^\circ$  it boils, yielding a vapor of density 99.25, its atomic weight being, as in the case of cadmium, twice as great, or 198.5. Hence the mercury molecule consists of one atom. Pure mercury does not tarnish in the air until heated above  $300^\circ$ , when it slowly unites with oxygen to form the red oxide. It combines directly with chlorine, bromine, iodine, and sulphur, and dissolves in nitric and hot sulphuric acids. Its symbol,  $\text{Hg}$ , is from the Latin *hydrargyrum*. It is used in making thermometers, barometers, and other physical instruments, in the manufacture of many medicinal preparations, and in extracting gold and silver from their ores. With many of the metals it unites easily, forming a class of alloys called *amalgams*. In handling mercury great care should be taken to prevent it from coming in contact with gold rings or other jewelry, on account of the readiness with which gold amalgamates. A bit of gold leaf will dissolve in a drop of quicksilver almost instantaneously (see Experiment 96).

**Compounds of Mercury.** — Mercury forms two sets of compounds, which are called *mercurous* and *mercuric* compounds respectively. In the first set, which are unstable, it seems to be a monad; in the second it is unmistakably bivalent. The following are its more important compounds: —

Mercuric oxide,  $\text{HgO}$ , is the well-known red oxide formed by heating mercury in the air. At a temperature above  $350^\circ$  it gives off its oxygen, and is noted as the substance from which that gas was first obtained pure (see Experiment 2, and Chapter IV). Mercurous oxide,  $\text{Hg}_2\text{O}$ , is black and unstable. Mercuric sulphide,  $\text{HgS}$ , has already been referred to as the ore cinnabar. When  $\text{H}_2\text{S}$  is passed into a solution of a mercuric salt, the same sulphide is thrown down as a black precipitate. By subliming a mixture of mercury and sulphur it is obtained in a bright red modification, called vermilion, which is used as a scarlet pigment.

When mercury is treated with nitric acid in quantity insufficient to dissolve the whole of it, mercurous nitrate,  $\text{HgNO}_3$ , is produced in white crystals. With an excess of nitric acid the mercuric salt,  $\text{Hg}(\text{NO}_3)_2$ , is formed. With hot sulphuric acid mercury yields mercuric sulphate,  $\text{HgSO}_4$ , a compound used in some forms of galvanic battery.

The chlorides of mercury,  $\text{HgCl}$  and  $\text{HgCl}_2$ , are both important. Mercurous chloride is a white, insoluble powder, much used in medicine under the familiar name of *calomel*. Mercuric chloride, which is prepared on a large scale by subliming a mixture of mercuric sulphate and common salt, is soluble in water, alcohol, and ether, and crystallizes easily. It is the well-known violent poison, *corrosive sublimate*. The best antidote for this poison is

white of egg, administered raw, in large doses. The albumen of the egg forms an insoluble clot with the mercuric chloride, which may afterward be removed from the stomach by means of an emetic.

Both of the mercury iodides are employed medicinally. The mercurous compound is green; the mercuric salt is bright scarlet. The properties of the latter substance are quite remarkable.

EXPERIMENT 81.—Dissolve in water, in separate vessels, nine parts of mercuric chloride and eleven of potassium iodide. Mix the two colorless solutions, and a heavy precipitate, yellow at first, scarlet afterward, will form. Shake the mixture vigorously and divide it into three portions. To one portion add an excess of mercuric chloride solution, and to the second portion an excess of potassium iodide. In each case the precipitate will redissolve, leaving the fluid colorless. Filter the third portion, and wash and dry the precipitate. Heat a little of it gently on a bit of porcelain or a slip of glass, and it will change from scarlet to bright yellow. On cooling, it will pass slowly back to its original color. Under the microscope this change is very beautiful, inasmuch as the scarlet may be seen to leap from particle to particle of the yellow powder. These color changes are due to the fact that mercuric iodide exists in two distinct modifications, having different optical properties and different crystalline form.



## CHAPTER XXV

### THE ALUMINUM GROUP

**Aluminum.** — Aluminum, as regards abundance, ranks next to oxygen and silicon, and forms over seven per cent of the earth's crust. It enters into the composition of all the important primitive rocks, and all slates and clays consist mainly of its silicates.

The metal itself is now generally prepared by electrolysis, the several processes in use being essentially the same in principle. Cryolite,  $\text{Na}_3\text{AlF}_6$ , mixed with a little sodium chloride in order to increase its fusibility, is melted in an electric furnace. This is essentially an open iron box lined with carbon. In the molten cryolite, aluminum oxide, generally derived from bauxite,  $\text{H}_4\text{Al}_2\text{O}_5$ , is dissolved, and a powerful electric current is passed through the fluid mass. The aluminum oxide is decomposed, and metallic aluminum separates out, to be drawn off from time to time at the bottom of the furnace. Fresh alumina is added as often as may be necessary, so that the process is practically continuous. The cryolite serves merely as a solvent for the alumina, and the oxygen of the latter, combining with the carbon positive pole of the battery, goes off as carbon dioxide.

Aluminum is a bluish white metal, brilliant, malleable, and ductile, and has a specific gravity of 2.583. It fuses at  $657^\circ$ , and is an excellent conductor of heat and electricity. It does not tarnish in the air, it is easily worked,

and it combines the properties of lightness and strength to an extraordinary degree. If it could be produced cheaply from common clay, it would be one of the most useful of metals. Bulk for bulk it is only one third as heavy as iron. Its uses, so far, are of minor importance, as in the barrels of opera glasses and telescopes, the beams of balances, and in various ornamental articles, such as card trays, and for cooking utensils. An alloy of copper with aluminum is known as aluminum bronze, and is a dangerous imitation of gold. It is produced in an electric furnace by passing the current between carbon poles directly through a mixture of coke, pieces of copper, and alumina, the resistance to the current furnishing the high temperature at which the reaction takes place. The carbon of the coke reduces the alumina, and the molten metal at once unites with the copper. Another alloy, of aluminum and magnesium, has lately been introduced into commerce under the name of "magnalium." This alloy is remarkably hard and brilliant, and has many possible applications.

Aluminum is trivalent, and has an atomic weight of 26.9. It forms one set of compounds, of which the oxide, alumina,  $\text{Al}_2\text{O}_3$ , is the type. Such oxides as  $\text{Al}_2\text{O}_3$ ,  $\text{Fe}_2\text{O}_3$ ,  $\text{Cr}_2\text{O}_3$ , and  $\text{Mn}_2\text{O}_3$  are termed *sesquioxides*.

**Alumina.** — Alumina occurs crystallized in nature as the mineral corundum, and is usually colored by impurities. The yellow variety is called "Oriental topaz"; the purple is the "Oriental amethyst"; the green is the "Oriental emerald." The sapphire is merely blue corundum, and the ruby is a red variety. These gems can now be produced artificially. Emery, which is so important as a polishing powder, is an impure corundum.

Aluminum forms several hydroxides, the mineral baux-

ite,  $\text{Al}_2\text{O}_3 \cdot 2\text{H}_2\text{O}$ , being important as a convenient source from which the metal can be obtained. The normal hydroxide,  $\text{Al}(\text{OH})_3$ , is, however, more characteristic. When artificially precipitated, as by the addition of ammonia to a solution of an aluminum salt, it possesses the property of uniting with organic dyestuffs to form insoluble substances called "lakes." Aluminum hydroxide, therefore, plays an important part in the processes of dyeing, being thrown down in the fiber of the cloth for the purpose of fixing and retaining colors.

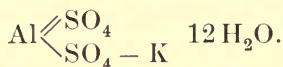
EXPERIMENT 82. — Dissolve a crystal of alum in water, and add ammonia to the solution. Warm, and filter off the insoluble, gelatinous  $\text{Al}(\text{OH})_3$  which is precipitated. Now pour over the precipitate a solution of logwood or cochineal. The color will be retained and cannot be washed out.

In alumina we have an oxide which may play the part of either an acid former or a base. With strong acids it forms characteristic salts, like the sulphate; and with strong bases it unites to produce aluminates. The mineral spinel, which has some importance as a precious stone, is magnesium aluminate,  $\text{MgAl}_2\text{O}_4$ . This corresponds to the hydroxide  $\text{H}_2\text{O} \cdot \text{Al}_2\text{O}_3$ , or  $2\text{HAlO}_2$ , which may be regarded as a weak acid.

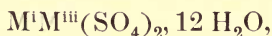
EXPERIMENT 83. — To a solution of alum add a very little caustic potash or caustic soda. A precipitate of hydroxide will be thrown down, which will be redissolved upon the addition of more alkali. Metallic aluminum itself may be dissolved, with evolution of hydrogen, by potassium or sodium hydroxide. In these reactions potassium or sodium aluminate is formed, having the composition  $\text{KAlO}_2$  or  $\text{NaAlO}_2$ . Structurally, this  $\text{O} = \text{Al} - \text{O} - \text{M}'$ .

**Salts of Aluminum.** — The most important simple salt of aluminum is the sulphate,  $\text{Al}_2(\text{SO}_4)_3 \cdot 18\text{H}_2\text{O}$ . It is much used by dyers as a mordant, and an impure variety

of it occurs in commerce under the name of alum cake. It combines with the sulphates of the alkaline metals to form a class of double salts known as *alums*, of which potassium alum,  $K_2SO_4, Al_2(SO_4)_3, 24H_2O$ , is the commonest example. The formula of this salt may be halved, and written  $KAl(SO_4)_2, 12H_2O$ ; or, structurally —



With ammonium sulphate, ammonium alum is formed; and so also we may put either Na, Ag, Tl, Cs, or Rb in place of K, or Cr, Ga, In, Fe, or Mn in place of Al. In every case we shall have a salt containing twelve molecules of water, and crystallizing in regular octahedra; and all of these salts may be represented by the general formula —



in which  $M^I$  stands for a univalent metal, and  $M^{III}$  for a triad. The potassium and ammonium aluminum alums are both important, and are used as mordants in the art of dyeing.

In the mineral kingdom, in addition to the species already mentioned, we find a number of highly interesting aluminum compounds. The turquoise is an aluminum phosphate, the garnet and emerald are silicates containing aluminum, and the topaz is a compound which may be represented by the formula  $Al_2SiO_4F_2$ . Another substance of special interest is cryolite, a double fluoride of aluminum and sodium,  $3NaF, AlF_3$ , which forms a vast bed in Western Greenland. Thousands of tons of this mineral are annually brought to the United States, and worked over by a special process so as to yield aluminum



sulphate and an excellent quality of soda ash. A kind of glass which outwardly resembles porcelain is also made by fusing cryolite with sand.

**Ultramarine.** — A beautiful blue ornamental stone, lapis lazuli, is a silicate of aluminum and sodium containing sulphur. Formerly its powder was used by artists as a paint, under the name of ultramarine, but at present this substance is produced artificially from very cheap materials. First, a mixture of clay with sodium sulphate, soda, charcoal, and sulphur, is heated in crucibles, and a valuable paint known as green ultramarine is obtained. This, reheated with sulphur, yields blue ultramarine, which is much used for water colors and for paper staining. In 1829 ultramarine was worth, in England, sixty dollars a pound; to-day its price is about twelve cents. Nearly twenty million pounds are annually made. Violet and red ultramarines have also been prepared, but to none of these compounds can absolutely definite chemical formulæ as yet be assigned.

**Pottery and Porcelain.** — Pottery and porcelain, being made from clay, are more or less impure silicates of aluminum. Red bricks and red pottery owe their color to compounds of iron; and fire clay, from which the fire-brick linings of furnaces are made, contains large admixtures of silica. Porcelain differs from glass in being nontransparent, or at best only translucent, and exceedingly infusible.

Pure porcelain clay or kaolin is a hydrous aluminum silicate,  $H_4Al_2Si_2O_9$ . It is derived from rocks containing feldspar ( $KAlSi_3O_8$ ), by the leaching process known as weathering. When it is baked in an appropriate furnace, it loses water and hardens, and a porous mass is produced. In making porcelain the finely powdered kaolin is mixed

with water to a very thick paste, and then molded into the desired shape. A little feldspar, chalk, or gypsum is also added to the clay, in order to form a fusible silicate in quantity just sufficient to bind the particles of the ware firmly together. Upon firing, as the process of burning is called, a porous "biscuit ware" is obtained, which is afterward subjected to a process of glazing. For the finest porcelain the glazing material is generally pure feldspar, finely powdered and mixed with water to a very thin consistency; into this the biscuit is dipped, and then fired over again. The feldspar, being fusible, melts, and a thin, smooth, glassy layer covers the surface of the ware. A cheaper glaze for common stone china consists of a mixture of clay, chalk, ground flints, and borax, but many other recipes are also used. Earthenware is generally salt glazed, a process which consists in throwing common salt into the kiln just before the firing is finished. The salt volatilizes, and a fusible silicate of aluminum and sodium is formed all over the surface of the pottery. The colors used in decorating porcelain consist of various metallic oxides, cobalt oxide for blue, chromic oxide for green, etc. Some colors are put on previous to glazing, but the more delicate tints, as well as any gilding, are imparted in a separate firing over the glaze.

**Gallium.** — Gallium, which is chemically allied to aluminum, is a very rare metal, of atomic weight 69. It was discovered in 1875, and is interesting as being one of the metals of which the existence and properties were predicted in advance of actual discovery. Its specific gravity is 5.9, and it melts at 30° C. It becomes liquid in the heat of the hand! Its oxide is  $Ga_2O_3$ , and its sulphate forms alums.

**Indium.** — Indium, atomic weight 113.1, was discovered in 1875. Like gallium, it is exceedingly rare. The metal has a specific gravity of 7.4, and outwardly resembles zinc. Its sulphate forms an alum.

Indium and gallium were both discovered by spectrum analysis, and both are trivalent.

**Thallium.**—Thallium, atomic weight 202.6, is another rare metal. It was discovered in 1861 by Crookes, with the aid of the spectroscope, and in its external properties it resembles lead. Its compounds give a brilliant green color to flame, and are mostly poisonous. It forms two sets of salts—the *thallous* and *thallic* compounds; behaving like a univalent element in the first, and being trivalent in the second. It occurs as an impurity in iron pyrites and in native sulphur, and is usually obtained from the flue dust of sulphuric acid works.

**The Rarer Metals.**—Scandium, yttrium, gadolinium, terbium, erbium, and ytterbium are rare metals which have only theoretical interest. They are all essentially trivalent, forming sesquioxides, which are strong bases. Scandium has already been noticed as one of the elements whose existence was predicted by Mendeléeff in advance of its actual discovery.

Cerium, lanthanum, neodymium, praseodymium, and samarium are other rare elements which usually occur associated together. Lanthanum is trivalent, like aluminum; cerium is trivalent and quadrivalent, forming oxides  $Ce_2O_3$  and  $CeO_2$ ; the valency of the other metals is uncertain. They are all strongly basic in character, forming well-defined salts. The minerals cerite and monazite are the chief sources from which they are obtained.

**The Incandescent Gas Burner.**—Until recently these elements had no uses, except the occasional employment of cerium oxalate in medicine. Now, however, cerium oxide is important as an essential part of the incandescent gas burner. In this device a "mantle" is made by dipping a cylindrical cotton net into a solution of about ninety-nine parts of thorium nitrate with one part of cerium nitrate. By burning, the cotton is removed and a lace-like film of thorium and cerium oxides remains. Heated in a Bunsen gas flame these oxides become brilliantly luminous, giving a more intense and steadier light than the ordinary gas burner. The thorium oxide repre-

sents still another rare metal which belongs in the fourth group of the periodic table. The chief source of the two metals is in monazite, an impure phosphate of cerium, which forms sandy deposits derived from the decomposition of granitic rocks in North Carolina and Brazil. Hundreds of tons of monazite sand are now annually worked up to furnish material for incandescent burners, whereas only a few years ago the mineral was a scientific rarity. A new industry has been created by the careful study of a substance which seemed at first to be outside the range of any probable utility.



## CHAPTER XXVI

### THE TETRAD METALS

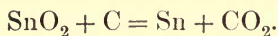
**The Rarer Tetrads.** — In addition to cerium, which was mentioned in the preceding chapter, titanium, germanium, zirconium, tin, lead, and thorium are quadrivalent. In fact, they may all be classed in a series of elements of which carbon and silicon are the first and second members. This series, in fact, forms the fourth vertical group in the periodic classification.

**TITANIUM**, atomic weight 47.8, is widely diffused in the crust of the earth, being found in small quantities in nearly all silicate rocks, and in clays. Its oxide,  $\text{TiO}_2$ , is a natural mineral, and has a limited application in giving a yellowish tint to porcelain. Titanium occurs in many iron ores, and renders them more difficult of working. In the blast furnace it sometimes combines with nitrogen and carbon so as to form a nitrocyanide,  $\text{Ti}(\text{CN})_2 + 3 \text{Ti}_3\text{N}_2$ , which looks strikingly like metallic copper. **ZIRCONIUM**, atomic weight 89.7, is even rarer than titanium. Like alumina, zirconia ( $\text{ZrO}_2$ ) is sometimes basic and sometimes acid forming. The mineral zircon,  $\text{ZrSiO}_4$ , is used, under the name of *hyacinth*, as a gem. **THORIUM**, atomic weight 230.8, is rarer still, but its oxide,  $\text{ThO}_2$ , is of great importance in the manufacture of the mantles of the incandescent gas burner. **GERMANIUM**, atomic weight 71.9, is rarest of all, and has no practical importance. It resembles tin, and its existence was predicted in advance of actual discovery.

**Tin.** — Tin, atomic weight 118.1, is rarely found in the metallic state, and occurs in only a few mineral species. It has but one important ore, the mineral cassiterite or tin stone,  $\text{SnO}_2$ . This ore varies in color from brown to

black, and is quite heavy, but it is devoid of metallic luster. Tin is the only valuable metal which has not as yet been extensively mined within the limits of the United States. It is chiefly produced in Cornwall, Australia, Borneo, Malacca, and the Island of Banca. Banca tin is almost chemically pure, while English tin always contains a little iron and lead.

Tin is easily extracted from its ore by heating the crushed mineral with coal or charcoal in a reverberatory furnace.



It is a white metal, of specific gravity 7.3, and a melting point of 235°. Melted tin readily absorbs oxygen from the air, and becomes converted into a white oxide,  $\text{SnO}_2$ . When a bar of tin is bent, it emits a peculiar crackling sound, called the "tin cry," which is caused by the friction against one another of interlaced crystals. The crystalline character of the metal may be rendered evident to the eye by washing the surface of a piece of tin plate with warm dilute nitro-hydrochloric acid. Crystalline markings will presently appear. Tin is ductile, but not tenacious; it is also highly malleable, and is therefore much used in the form of foil. The cheaper grades of tin foil are adulterated with lead.

**Tin Plate.**—Tin plate, or sheet tin, is really tinned iron. Sheets of rolled iron, chemically clean, are dipped into melted tin, and acquire a coating of the latter. Bronze is an alloy of copper and tin; plumber's solder consists of tin and lead, and Britannia metal is composed mainly of tin and antimony.

**Compounds of Tin.**—The symbol of tin, Sn, is from the Latin *stannum*. There are two sets of tin compounds, which are termed stannous and stannic compounds respec-

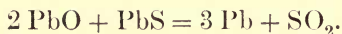
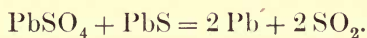
tively. Stannous oxide, or tin monoxide,  $\text{SnO}$ , is basic, and from it a well-defined series of salts may be derived. Stannic oxide, or tin dioxide,  $\text{SnO}_2$ , is weakly basic with strong acids, and weakly acid with strong bases. Sodium stannate,  $\text{Na}_2\text{SnO}_3, 3\text{H}_2\text{O}$ , is an important mordant in calico printing. Stannous chloride,  $\text{SnCl}_2, 2\text{H}_2\text{O}$ , and stannic chloride,  $\text{SnCl}_4, 5\text{H}_2\text{O}$ , are also much used as mordants. The anhydrous stannic chloride,  $\text{SnCl}_4$ , is a volatile liquid, but its hydrate is a crystalline salt. Stannic sulphide,  $\text{SnS}_2$ , forms golden scales which are used for bronzing plaster casts. Its commercial name is "mosaic gold." The close analogy between tin and other members of the same group is shown by the subjoined formulæ : —

$\text{CO}$	—	$\text{TiO}$	$\text{SnO}$
$\text{CO}_2$	$\text{SiO}_2$	$\text{TiO}_2$	$\text{SnO}_2$
$\text{CCl}_4$	$\text{SiCl}_4$	$\text{TiCl}_4$	$\text{SnCl}_4$
$\text{Na}_2\text{CO}_3$	$\text{Na}_2\text{SiO}_3$	$\text{Na}_2\text{TiO}_3$	$\text{Na}_2\text{SnO}_3$

**Lead.** — Lead, although classed with the tetrads, is in most of its compounds bivalent, and might fairly be put in the same group with calcium and barium. In chemical structure the commoner salts of lead resemble those of the latter metals, but in certain organic compounds and in lead tetrachloride,  $\text{PbCl}_4$ , it is unmistakably quadrivalent.

The carbonate, sulphate, phosphate, and arsenate of lead all occur in nature as well-defined, crystallized mineral species; but the only ore of lead having much practical importance is the sulphide,  $\text{PbS}$ , which is commonly known as galena. This ore is easily reduced by heating in a reverberatory furnace, as follows: First, it is

roasted with free access of air, when a portion is oxidized to a sulphate,  $\text{PbSO}_4$ , and another to oxide,  $\text{PbO}$ , while a third part remains unchanged. At the proper time the air is excluded and the temperature is raised; sulphur dioxide is given off, and lead is left behind, in accordance with the subjoined equations. Both reactions occur simultaneously : —



In actual working, a little lime is added in order to form a fusible slag with the impurities of the ore. In many cases the lead contains some silver, which is afterward extracted by the process described in the chapter upon that metal.

Lead is a bluish-white metal, of atomic weight 205.36, and specific gravity 11.38. It melts at  $327^\circ$ , and at ordinary temperatures is soft enough to be scratched by the finger nail. When freshly cut it has a brilliant metallic luster, but it quickly tarnishes on the surface and becomes dull. It is malleable and ductile, but its tenacity is so slight that it is not available for wire or for very thin foil. The symbol,  $\text{Pb}$ , is from the Latin *plumbum*.

**Lead in Drinking Water.** — All of the salts of lead are poisonous, and hence it is often an important matter to determine whether or not leaden water pipes affect drinking water injuriously. Even the slightest traces of lead, taken day by day into the system, will in time accumulate so as to cause very serious illness. Perfectly pure water, free from air, does not attack lead; but water containing air corrodes it slowly. All drinking waters contain salts in solution, and these vary with different localities and different sources of supply. Hard water, or water carrying either sulphates or carbonates dissolved in it, soon forms a



thin, insoluble coating on the surface of lead pipe, and protects it from further action. Such waters, therefore, are relatively safe. On the other hand, water containing nitrates, chlorides, or free carbonic acid, will gradually take lead into solution, and consequently may become unwholesome by contact with that metal. In using lead pipes the safest rule is never to drink water which has been long standing in them. Always allow the water to run until it flows relatively fresh from the cistern or water mains. If water is suspected of containing lead, the impurity may be detected by adding a few drops of hydrochloric acid and passing into it a current of sulphuretted hydrogen. If lead is present, a brownish tinge will be produced, which may best be observed by looking through a very thick layer of the liquid. With much lead in a solution, sulphuretted hydrogen yields a heavy black precipitate.

**Compounds of Lead.** — Lead forms a number of important compounds, in most of which it plays the part of a dyad. For example, there are the sulphate,  $\text{PbSO}_4$ ; a nitrate,  $\text{Pb}(\text{NO}_3)_2$ ; a chloride,  $\text{PbCl}_2$ , etc. The acetate, or sugar of lead, will be described under acetic acid, and the chromate, chrome yellow, belongs in the chapter with chromium. With oxygen lead combines in three proportions, forming a monoxide,  $\text{PbO}$ ; a dioxide,  $\text{PbO}_2$ , and the compound known as red lead or minium,  $\text{Pb}_3\text{O}_4$ .

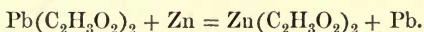
Lead monoxide, or litharge, is a yellowish powder which is formed whenever lead is heated with free access of air. It is a strong base, and combines freely with most acids. It is very largely used as an ingredient of flint glass, which contains a colorless lead silicate; it is also employed in glazing earthenware, in preparing other lead compounds, and in medicine. The dioxide is a dark brown

powder having powerful oxidizing properties. Red lead is made by heating litharge for several hours to dull redness, and forms a valuable paint. It is also used by the glass makers, and in the preparation of some cements.

**White Lead.** — One of the most important compounds of lead is the basic carbonate,  $2 \text{PbCO}_3, \text{Pb}(\text{OH})_2$ , which constitutes the valuable paint known as white lead. This may be prepared by several processes, the old "Dutch method" being the best. Spiral coils of sheet lead are put in earthen pots with a little vinegar, and exposed for several weeks to the slow action of carbon dioxide generated by the fermentation of spent tan bark or sawdust. First, a layer of the bark is put down, and on this the earthen pots are arranged in rows, covered with boards. On these another layer of bark is spread, then a second series of pots, and so on until many successive layers are arranged. The entire pile is finally covered with spent tan. After the proper lapse of time the lead is found to be converted into white lead, which is then thoroughly washed, dried, and ground up with linseed oil. It is often adulterated with barium sulphate. There are quicker and cheaper processes for making white lead, but the product is not so fine in quality.

Although white lead is by far the most brilliant of the white paints, it is subject to some objections. It is readily blackened by sulphuretted hydrogen, and it is poisonous to the workmen who handle it. House painters are often subject to the painful disease known as lead colic, which is caused by the slow absorption of small particles of white lead into the system. Baryta white and zinc white are less beautiful than white lead, but they do not blacken and they are not unwholesome. From solutions containing lead the metal is easily thrown down.

EXPERIMENT 84. — Suspend a rod or strip of zinc in a solution of lead acetate. In the course of a few hours the zinc will be covered with brilliant metallic spangles of lead, forming what is called the “lead tree.” For every atom of lead thrown down, one atom of zinc goes into solution. If the process be continued long enough, all the lead will separate out, and zinc acetate will remain dissolved: —



Similarly, metallic mercury, placed in a solution of silver nitrate, will precipitate metallic silver, and be itself dissolved; copper will precipitate mercury; iron or zinc will throw down copper, and so on. With each pair of metals the one which is precipitated is electro-negative to the one which displaces it from solution. The more electro-positive a metal is, the stronger will be its affinity for acids.

P<sub>b</sub>

## CHAPTER XXVII

### THE ANTIMONY GROUP

**Group Relations.** — In the same natural group of elements with nitrogen, phosphorus, and arsenic we find the metals vanadium, antimony, and bismuth. Each of these substances, like phosphorus, may act either as a triad or a pentad, and each is clearly related to the others through a regular gradation of properties. This is indicated in the following table of atomic weights, specific gravities, and formulæ: —

	ATOMIC WEIGHT	SPECIFIC GRAVITY				
Nitrogen . . .	13.93	—	$N_2O_3$	$N_2O_5$	$HNO_3$	—
Phosphorus . .	30.75	1.837	$P_2O_3$	$P_2O_5$	$HPO_3$	$H_3PO_4$
Vanadium . . .	51	5.500	$V_2O_3$	$V_2O_5$	$HVO_3$	$H_3VO_4$
Arsenic . . . .	74.45	5.700	$As_2O_3$	$As_2O_5$	—	$H_3AsO_4$
Antimony . . .	119.5	6.702	$Sb_2O_3$	$Sb_2O_5$	$HSbO_3$	—
Bismuth . . . .	206.5	9.823	$Bi_2O_3$	$Bi_2O_5$	$HBiO_3$	—

If we consider the series of compounds beginning with nitric acid, we shall find that what may be called the chemical intensity decreases as we ascend. Nitric acid is a very strong acid; phosphoric acid is a little weaker; and so on, until we reach bismuthic acid,  $HBiO_3$ , which is exceedingly feeble. In general, bismuth is a basic metal, and antimony may act either as an acid former or as a base.



**Vanadium.** — Vanadium, although traces of it occur widely diffused in many rocks, is one of the very rare metals. Until quite recently its compounds had no practical applications whatever, but now they have a limited use in dyeing with aniline black. Vanadic acid behaves like arsenic and phosphoric acids, and forms a similar variety of salts. Like nitrogen, vanadium forms five oxides, —  $V_2O$ ,  $VO$ ,  $V_2O_3$ ,  $VO_2$ , and  $V_2O_5$ .

**Antimony.** — Antimony, although not widely diffused, is nevertheless quite abundant in some localities, and ranks commercially as one of the cheaper metals. It is found as native antimony, as sulphide,  $Sb_2S_3$ , as oxides, and in a variety of other mineral species. Some of the more important silver ores are double sulphides containing antimony.

The metal is easily obtained from its sulphide by heating the latter with scrap iron. It melts at  $630^\circ C.$ , and at a red heat is volatile. The vapor oxidizes easily in the air, and forms dense white clouds of  $Sb_2O_3$ . In color, antimony is bluish white, and in texture it is highly crystalline. It is so brittle that it may readily be pulverized in a mortar. An allotropic variety of it, which is obtained by electrolysis, is curiously explosive when either scratched or heated. The symbol,  $Sb$ , is from *stibium*. Metallic zinc precipitates antimony from its solutions as a black powder, which, under the name of antimony black, is used for giving to plaster casts the appearance of steel.

**Alloys of Antimony.** — Antimony is chiefly useful in its alloys. Type metal is an alloy of antimony, lead, and tin, in proportions which vary with different makers. In solidifying from the fused state, type metal expands, insuring an accurate copy of the type mold. Lead, alone, contracts, and cannot give sharp castings. The tin toughens the alloy, the antimony imparts the necessary hardness. Britannia metal has already been referred to

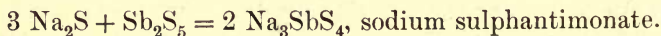
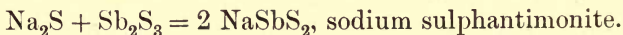
as composed of antimony and tin; and Babbit's anti-friction metal, which is used by machinists, contains antimony, lead, tin, and a little copper.

**Compounds of Antimony.** — Antimony hydride, or stibine,  $\text{SbH}_3$ , is a colorless gas resembling the corresponding arsenic compound. Its properties were sufficiently indicated under Experiment 74, and its formation affords a means of detecting antimony in analysis.

With oxygen, antimony forms three oxides, —  $\text{Sb}_2\text{O}_3$ ,  $\text{Sb}_2\text{O}_4$ , and  $\text{Sb}_2\text{O}_5$ . From the trioxide, by union with water, ortho-antimonious acid,  $\text{H}_3\text{SbO}_3$ , and meta-antimonious acid,  $\text{HSbO}_2$ , are derived; and in a similar way the pentoxide yields antimonic acid,  $\text{HSbO}_3$ . These acids are very weak, and their salts are generally unimportant. The well-known pigment, Naples yellow, is, however, a basic antimonate of lead.

There are still other salts in which antimony is basic; and one compound of this kind, a tartrate of potassium and antimony, is used in medicine under the name of tartar emetic. The chlorides of antimony,  $\text{SbCl}_3$  and  $\text{SbCl}_5$ , are easily formed by the direct union of the metal with chlorine. The first is a pasty solid, sometimes called "butter of antimony"; the second is liquid and volatile.

The sulphides of antimony,  $\text{Sb}_2\text{S}_3$  and  $\text{Sb}_2\text{S}_5$ , are both interesting. Like the similar compounds of arsenic, they form sulpho-salts; thus: —

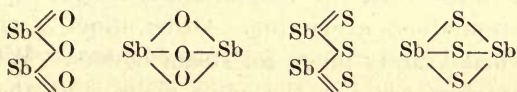


The trisulphide is the important ore of antimony, stibnite, a heavy gray mineral of brilliant metallic luster. In powder this mineral is an important ingredient of some

firework mixtures. There is also an orange-colored modification of the same sulphide, which is easily obtained in the laboratory, thus: —

EXPERIMENT 85. — Dissolve some powdered antimony in aqua regia ( $\text{HNO}_3 + \text{HCl}$ ), and dilute the solution with water until it just begins to turn turbid. Divide it into two parts, and saturate one with a stream of hydrogen sulphide. Filter off the orange-red precipitate, dry it, and heat gently in a glass tube. It will be slowly transformed into the black modification, thus showing the relation between the two. To the second part of the solution add ammonium sulphide. The orange-colored precipitate will at first form, and then, upon the addition of more ammonium sulphide, will redissolve; this action being due to the production of ammonium sulphantimonite, which is soluble. Similar experiments may be performed with a solution of tartar emetic instead of the antimony solution above described. Nitric acid alone will convert antimony into a white oxide, which is insoluble.

The difference between the two varieties of antimony sulphide is probably due to a different arrangement of atoms in the molecule. The trioxide is also dimorphous, and the dimorphism in each case may be rendered clear by the subjoined structural formulæ, in which antimony is trivalent: —



A red paint, antimony cinnabar, is a double compound of antimonious oxide and sulphide. Glass of antimony, which is used for imparting a yellow tint to glass and porcelain, is a substance produced by fusing together the oxide and the sulphide.

**Bismuth.** — Bismuth is less abundant than antimony, and is found in comparatively few minerals. The oxide and sulphide occur as definite natural species, but the

metal itself is also found in nature, and furnishes the chief supply of bismuth to commerce. It is simply melted out from the adherent rocky material, and collected directly in the metallic state.

Bismuth is brilliant, brittle, and reddish white. It melts at  $259^{\circ}$  C., and on solidifying from fusion it expands, increasing about  $\frac{1}{32}$  in volume. It crystallizes easily, and this fact has already been indicated in Experiment 62. The crystals are rhombohedral, but might readily be mistaken for cubes, and often display brilliant iridescent colors on the surface.

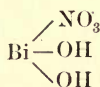
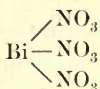
**Alloys and Compounds of Bismuth.** — Bismuth is useful mainly in its alloys and its compounds. Its alloys are remarkable for their low fusibility, and several of them melt below the boiling point of water. Rose's alloy consists of one part lead, one part tin, and two parts bismuth, and melts at  $93.7^{\circ}$  C. Wood's alloy, which melts at  $60.5^{\circ}$ , contains four parts bismuth, two of lead, one of tin, and one of cadmium. These alloys expand remarkably in solidifying from fusion, and are used in making casts of medals and coins. A plaster cast is first made, and then filled with the fusible alloy, which, expanding, fills and reproduces every line. Other alloys of this kind serve to make safety plugs for steam boilers. When the boiler becomes too hot, the plug melts and the steam escapes harmlessly.

In its commoner compounds bismuth may be regarded as trivalent, and in most of its salts it acts distinctly as a base. Thus we have an oxide,  $\text{Bi}_2\text{O}_3$ , a chloride,  $\text{BiCl}_3$ , etc.; and such salts as the nitrate,  $\text{Bi}(\text{NO}_3)_3$ , and the sulphate,  $\text{Bi}_2(\text{SO}_4)_3$ . When water is added in large quantity to a solution of a bismuth salt, the latter is decomposed, and a basic compound is precipitated. The reaction is



exceedingly characteristic, and is applied analytically to the detection of bismuth.

EXPERIMENT 86. — Dissolve some powdered bismuth in a little nitric acid, and divide the solution into two parts. Leave one to crystallize, and add a considerable quantity of water to the other. The first portion will yield crystals of bismuth nitrate,  $\text{Bi}(\text{NO}_3)_3 \cdot 3 \text{H}_2\text{O}$ ; and the second will form a copious white precipitate of the basic nitrate or subnitrate,  $\text{Bi}(\text{OH})_2\text{NO}_3$ . The relation of these compounds to each other and to bismuth hydroxide may be rendered clear by formulæ, thus:—



The basic nitrate is a very important medicinal agent in the treatment of bowel disorders. If water be added to the chloride of bismuth,  $\text{BiCl}_3$ , a similar white precipitate will be formed consisting of bismuth oxychloride,  $\text{BiOCl}$ . This compound has been used as a white face powder, but is decidedly unwholesome. With sulphuretted hydrogen, bismuth solutions yield a black precipitate of bismuth sulphide,  $\text{Bi}_2\text{S}_3$ . The same compound is thrown down by ammonium sulphide, and is insoluble in an excess of the reagent.

Two other very rare metals, being pentads, properly belong in this chapter. They are columbium,<sup>1</sup> atomic weight 93, and tantalum, atomic weight 181.5. Their chlorides,  $\text{CbCl}_5$  and  $\text{TaCl}_5$ , and their oxides,  $\text{Cb}_2\text{O}_5$  and  $\text{Ta}_2\text{O}_5$ , are characteristic compounds. From the oxides, columbic and tantallic acids are derived, and salts of these acids exist in a few rare minerals.

<sup>1</sup> Also known as niobium. The name columbium has priority.

## CHAPTER XXVIII

### THE CHROMIUM GROUP

**The Group.**—Just as the metals of the preceding group are classed with nitrogen and phosphorus, so the metals of this group, chromium, molybdenum, tungsten, and uranium, may be regarded as members of the same elementary series with oxygen and sulphur. As metals they have little importance; but in many of their compounds they are very useful.

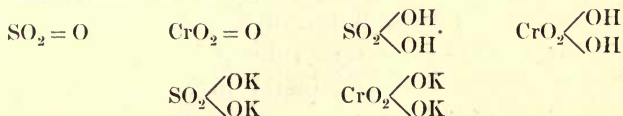
**Chromium.**—Chromium, atomic weight 51.7, owes its name to a Greek word signifying *color*, and several of its compounds are important paints. It occurs in various minerals, but not very abundantly; its chief ore being chromite,  $\text{FeCr}_2\text{O}_4$ . The metal itself is best obtained by reducing chromic oxide with metallic aluminum. It is almost absolutely infusible, and has a specific gravity of 6.81. It forms several distinct sets of compounds.

In chromous oxide, or chromium monoxide,  $\text{CrO}$ , chromium appears to be bivalent. This oxide is basic, and forms salts which are very unstable, and rapidly absorb oxygen from the air.

Chromic oxide or chromium sesquioxide,  $\text{Cr}_2\text{O}_3$ , is the most stable of the chromium compounds. It is a brilliant green powder, which is used in giving a green color to glass and porcelain. The emerald owes its hue to traces of this compound. From it as a base many salts may be derived; for example, there is a sulphate,  $\text{Cr}_2(\text{SO}_4)_3$ , a chloride,  $\text{CrCl}_3$ , etc. The chloride forms superb

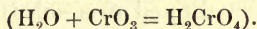
violet-colored scales. Like aluminum sulphate, chromic sulphate forms alums, of which common chrome alum,  $\text{KCr}(\text{SO}_4)_2 \cdot 12 \text{H}_2\text{O}$ , is the type.

**Chromic Acid.**—Chromium trioxide,  $\text{CrO}_3$ , is the starting point from which chromic acid,  $\text{H}_2\text{CrO}_4$ , and a large number of chromates may be derived. These chromates and the trioxide resemble the sulphates and sulphur trioxide in chemical structure:<sup>1</sup>—



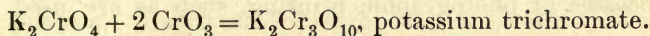
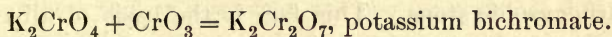
Chromium trioxide is easily obtained from any chromate by treatment with sulphuric acid; thus:—

EXPERIMENT 87.—Add strong sulphuric acid, very gradually, to a strong solution of potassium bichromate. Heat will be evolved, and, upon cooling, superb crimson needles of the trioxide will be deposited. These may be dried by draining on a porous brick or tile, but should not be brought in contact with any organic matter. Most organic bodies are oxidized by them,  $\text{Cr}_2\text{O}_3$  being simultaneously formed. The aqueous solution of chromium trioxide is yellow, and may be regarded as containing chromic acid,  $\text{H}_2\text{CrO}_4$ ,—



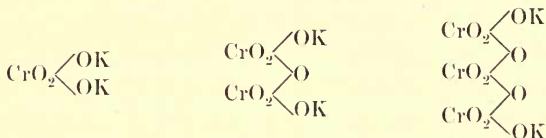
Nearly all of the chromates are either red, orange, or yellow, and several of them are exceedingly important.

Potassium forms three chromates, the first one,  $\text{K}_2\text{CrO}_4$ , being the normal salt. The other two may be represented as formed from this by the addition of one and two molecules of  $\text{CrO}_3$  respectively, as follow:—



<sup>1</sup> See Chapter XVI.

Structurally, the three salts may be represented thus :—



The second of these chromates, the dichromate or bichromate, is by far the most important of all the compounds of chromium, and from it the others are prepared. It is made directly from chromite (chrome iron ore) by roasting the finely powdered mineral in a strong oxidizing flame with potassium carbonate and a little lime. Sometimes saltpeter is added also. The roasted mass yields with water a yellow solution of monochromate, which, treated with a quantity of sulphuric acid half sufficient to set its chromic acid free, deposits, on cooling, superb orange-red crystals of the desired salt.

**Potassium Bichromate.**—Potassium bichromate is largely used in dyeing and calico printing, in preparing the various chromium paints, as an oxidizing agent in bleaching discolored fats and oils, and in certain of the processes of photography. Paper dipped in a solution of it acquires a pale yellow tint, but becomes brown on exposure to light.<sup>1</sup> A film of gelatine saturated with the salt becomes insoluble wherever it has been acted on by light, but remains soluble in its other portions. A photograph, therefore, taken on such a film, may be made to stand out in actual relief by simply dissolving away the unattacked parts; and then either copied in electrotype or in type metal, or transferred to a lithographic stone. This fact is the basis of all the processes of photographic printing, such as are used in

<sup>1</sup> Perform Experiment 95, using  $\text{K}_2\text{Cr}_2\text{O}_7$  instead of  $\text{AgNO}_3$ . The print may be rendered permanent by thorough washing with water.



the production of heliotypes, autotypes, photolithographs, etc.

**Chrome Yellow.**—Another important chromate is lead chromate, or chrome yellow,  $\text{PbCrO}_4$ . This useful paint is prepared by mixing solutions of lead acetate and potassium bichromate, and filtering off the bright yellow precipitate. Boiling with a caustic alkali converts it into chrome red,  $\text{PbCrO}_4, \text{PbO}$ . Chrome orange is a mixture of chrome red and chrome yellow.

**Molybdenum.**—Molybdenum, atomic weight 95.3, is one of the rarer metals. Its chief ore is molybdenite,  $\text{MoS}_2$ , which strongly resembles graphite in its outward appearance. It forms complicated compounds, but its leading oxide,  $\text{MoO}_3$ , and molybdic acid,  $\text{H}_2\text{MoO}_4$ , are analogous to the corresponding oxides and acids of sulphur and chromium. Ammonium molybdate is a very important, practically indispensable reagent, used in the determination of phosphoric acid, especially in the analysis of iron ores and fertilizers.

**Tungsten.**—Tungsten, atomic weight 182.6, is somewhat rare, though more abundant than molybdenum. It is found in several minerals, but chiefly in a tungstate of iron, wolfram,  $\text{FeWO}_4$ . The symbol, W, is derived from *wolfram*; but the name of the metal itself, of Swedish origin, signifies *a heavy stone*. Wolfram is a frequent and troublesome impurity among tin ores, and miners regard it as a sign of tin.

Tungsten itself is a grayish metal, of specific gravity 19.26, being almost as heavy as gold. Its addition to steel in suitable quantities causes the metal to become remarkably hard.

Like molybdenum, tungsten forms very complicated compounds. Some of them have great theoretical interest, but need no description here. Tungsten trioxide and tungstic acid,  $\text{WO}_3$  and  $\text{H}_2\text{WO}_4$ , show its relations to the other metals of the group, and the hexachloride,  $\text{WCl}_6$ , indicates its sexivalency. One of the tungstates of sodium is sometimes used as a mordant, and also for rendering cloth fabrics unflammable.

**Uranium.**—Uranium, atomic weight 237.8, is another of the rarer metals. When pure, it is silver white, very difficultly fusible, and of specific gravity 18.685. It is found in a considerable number of

minerals, but is generally obtained from pitchblende, an impure  $U_3O_8$ . This oxide is a compound of two others,  $UO_2$  and  $UO_3$ ; and still another,  $UO_4$ , has recently been discovered. The trioxide,  $UO_3$ , is a yellow powder, and from it a series of salts, similar in composition to the bichromates, are derived. The sodium and ammonium uranates,  $NH_4U_2O_7$  and  $Na_2U_2O_7$ , both occur in commerce under the name of "uranium yellow," and are used in coloring glass and porcelain. The uranium glass has a peculiar greenish yellow color (canary glass), and is highly fluorescent. In two other series of salts uranium is basic. The uranic nitrate and acetate are useful laboratory reagents.

**Law of Dulong and Petit.**—Although uranium and its compounds have but limited importance, the metal itself affords a good illustration of the *law of Dulong and Petit*. This is a physical law of much value in the determination of atomic weights, and therefore it may be profitably considered here.

If two different substances, equal in weight, be exposed to the same source of heat, they will be found to gain in temperature with unequal rapidity. A kilogram of water, for example, requires about thirty times as much heat to raise its temperature one degree as is required to produce the same effect upon the same quantity of mercury. Hence the *specific heat* of mercury is said to be one thirtieth of that of water. By the term *specific heat* we express the relative amounts of heat needed to raise equal weights of substances through equal ranges of temperature. Water has the highest specific heat of any substance known, and is taken as the standard of comparison or unity. The specific heat of other substances is expressed in fractions of unity. In other words, the quantity of heat necessary to raise the temperature of one kilogram of water  $1^\circ C.$  is said to be one unit. The fraction of such a unit which is required to raise the temperature of a kilogram of any other substance  $1^\circ C.$  is called its specific heat.

Now, the law of Dulong and Petit is based upon the fact that, when the specific heats of the metals are multiplied by their atomic weights, the products are approximately equal. The product in each case is called the *atomic heat* of the metal; and the law which is deduced is as follows: *all the elementary atoms have equal capacities for heat.* This is shown in the table, which includes some of the nonmetals:—

TABLE III.—TABLE OF SPECIFIC AND ATOMIC HEAT

NAME	ATOMIC WEIGHT	SPECIFIC HEAT	ATOMIC HEAT
Aluminum	26.9	.2253	6.06
Antimony	119.5	.0523	6.24
Arsenic	74.45	.0822	6.12
Barium	136.4	.05	6.82
Bismuth	206.5	.0305	6.30
Cadmium	111.55	.0548	6.11
Calcium	39.8	.1686	6.72
Cerium	138.	.0448	6.18
Cobalt	58.55	.1062	6.22
Copper	63.1	.0951	6.00
Gallium	69.5	.079	5.49
Gold	195.7	.0316	6.18
Indium	113.1	.0565	6.39
Iodine	125.89	.0541	6.80
Iridium	191.7	.0326	6.24
Iron	55.5	.1116	6.19
Lanthanum	137.6	.0448	6.16
Lead	205.36	.0315	6.47
Lithium	6.97	.9408	6.55
Magnesium	24.1	.2499	6.01
Manganese	54.6	.1217	6.64
Mercury	198.5	.0333	6.60
Molybdenum	95.3	.0722	6.68
Nickel	58.25	.1075	6.26

TABLE OF SPECIFIC AND ATOMIC HEAT—*Continued.*

NAME	ATOMIC WEIGHT	SPECIFIC HEAT	ATOMIC HEAT
Osmium	189.6	.0311	5.90
Palladium	106.2	.0592	6.29
Phosphorus	30.75	.202	6.21
Platinum	193.4	.0323	6.25
Rhodium	102.2	.0580	5.92
Ruthenium	100.9	.0611	6.16
Selenium	78.6	.0860	6.80
Silver	107.11	.0559	6.01
Sodium	22.88	.2934	6.73
Sulphur	31.83	.2026	6.45
Tellurium	126.5	.0475	6.00
Thallium	202.61	.0325	6.58
Thorium	230.8	.0279	6.44
Tin	118.1	.0548	6.47
Tungsten	182.6	.0334	6.10
Uranium	237.8	.0275	6.54
Zinc	64.9	.0939	6.09
Zirconium	89.7	.0667	5.98

There are a few apparent exceptions to the law, but they need no notice here. The slight variations from exact equality in the column of atomic heats are due to unavoidable errors of experiment.

In the case of uranium there was until recently some doubt as to whether its atomic weight was 237.8, or only half as great; and the analyses of its compounds gave formulæ which agreed equally well with either value. Thus, in  $\text{UO}_3$  we have 237.8 parts of uranium, combined with 47.64 of oxygen; while, if  $\text{U} = 118.9$ , we should write the formula  $\text{U}_2\text{O}_3$ , and express precisely the same ratio. The uncertainty was at last dispelled by a determination of the specific heat of uranium, which Zimmermann found

to be .0275. This, multiplied by 237.8, gives a value for the atomic heat of 6.54, which agrees with the other metals; whereas 118.9 would have given a product very far too small. In many other cases the atomic weights of elements have been unsettled until the specific heats could be ascertained, and that value selected which agreed best with Dulong and Petit's law.

**Helium.** — The ore of uranium, uraninite, or pitchblende, is remarkable for its impurities. Some varieties of it contain the rare gas, helium, which was mentioned in the chapter upon the atmosphere. This gas, which is only twice as heavy as hydrogen, was discovered by the lines in its spectrum, which were identical with lines which had been seen in the spectrum of the sun. Helium, therefore, was discovered in the sun before it was found in any terrestrial substance.

Other substances have lately been found in pitchblende, although they have not as yet been obtained pure. They are the metals *polonium*, whose reactions resemble those of bismuth; *radium*, resembling barium; and *actinium*, of which still less is known. All of these substances are extraordinary on account of their *radio-active* properties, which properties are shared by uranium and thorium in less degree. That is, the compounds of these metals emit radiations which are capable of affecting a photographic plate, impressing the image of the radiating body upon it. Salts of radium, so named from its great radiant power, are feebly self-luminous in the dark, and shine with a faint light like that of oxidizing phosphorus. The cause of these radiations is still to be ascertained, but they are probably akin to the Röntgen or X-rays.



## CHAPTER XXIX

### THE IRON GROUP

**The Group.** — Manganese, iron, nickel, and cobalt are so closely related that they may fairly be called the *iron group* of metals. They are near one another in metallic properties, and their compounds have very many points of similarity. In valency they range from two, to four, six, seven, and eight.

**Manganese.** — Manganese is one of the commoner elements, and is very widely diffused. It occurs in many rocks and minerals, but its chief ores are pyrolusite,  $\text{MnO}_2$ , and manganite,  $\text{Mn}_2\text{O}_3, \text{H}_2\text{O}$ . The metal itself is somewhat difficult to prepare, and in appearance is similar to cast iron. It oxidizes very easily, is slightly magnetic, very difficultly fusible, and has a specific gravity of 8.0. Its atomic weight is 54.6.

With oxygen, manganese combines to form the oxides,  $\text{MnO}$ ,  $\text{Mn}_2\text{O}_3$ ,  $\text{Mn}_3\text{O}_4$ ,  $\text{MnO}_2$ , and  $\text{Mn}_2\text{O}_7$ . From the monoxide,  $\text{MnO}$ , a series of manganese salts are derived, which are mostly rose-colored. Manganous sulphate,  $\text{MnSO}_4, 5\text{H}_2\text{O}$ , and manganous chloride,  $\text{MnCl}_2, 4\text{H}_2\text{O}$ , are the salts most often seen. In solutions of manganese compounds, ammonium sulphide produces a flesh-colored precipitate of  $\text{MnS}$ . From  $\text{Mn}_2\text{O}_3$ , which is also a basic oxide, the manganic salts are prepared. Manganic sulphate,  $\text{Mn}_2(\text{SO}_4)_3$ , unites with the alkaline sulphates to form alums; and in this particular manganese and

chromium may be classed with aluminum and iron. Most of the manganic salts are brown.

The oxides  $\text{MnO}_2$  and  $\text{Mn}_3\text{O}_4$  are neutral oxides; that is, they form neither acids nor bases. The first of these, commonly known as black oxide of manganese, occurs abundantly in many localities, and is simply ground up to powder and sent into commerce. Enormous quantities of it are used in making chlorine and bleaching powder, in the preparation of oxygen, in the manufacture of steel, and as a material from which all the other compounds of manganese may be derived.

Manganese forms two acids, — manganic acid,  $\text{H}_2\text{MnO}_4$ , known only in its salts, and permanganic acid,  $\text{HMnO}_4$ , which is derived from the oxide  $\text{Mn}_2\text{O}_7$ .  $\text{Mn}_2\text{O}_7 + \text{H}_2\text{O} = 2\text{HMnO}_4$ . Manganic acid belongs in the same class with sulphuric and chromic acids; while permanganic acid is similar in structure to perchloric acid. The salts  $\text{KClO}_4$  and  $\text{KMnO}_4$  are isomorphous. The manganates are green; the permanganates violet, red, or purple.

EXPERIMENT 88. — Mix a little  $\text{MnO}_2$  with sodium carbonate, and fuse the mixture in the outer blowpipe flame upon a slip of platinum foil. A green mass of sodium manganate will be formed, and by the production of this green color even the smallest traces of manganese may be detected. Dissolve the fused mass in cold water, and let the solution stand freely exposed to the air. It will slowly change color, passing from green through a series of intermediate tints, until at last it becomes a superb purple. These changes, which end in the production of sodium permanganate, caused the green mass to receive the popular name of “chameleon mineral.”

Potassium permanganate,  $\text{KMnO}_4$ , is an important disinfectant. It forms nearly black crystals with a semi-metallic reflection from their surfaces, and it dissolves easily in water to an intense purple fluid. Even a trace

of the salt will impart a rosy color to a large amount of water, and concentrated solutions of it are opaque. It is a powerful oxidizing agent, and is much used as a reagent in chemical analysis. Stagnant water, or water which has acquired an unpleasant, woody taste, from long keeping in wooden cisterns or casks, may be rendered sweet by the addition of a very little potassium permanganate.

**Iron.** — Iron, atomic weight 55.5, is the most familiar and useful of all metals, and one of the most abundant. It is contained in a vast number of minerals, in practically all rocks and soils, in the water of many springs, in plants, and in the red coloring matter of blood. Occasionally it is found free in nature, and a considerable proportion of the meteoric masses which fall to the earth consist of metallic iron. One such mass in Brazil weighs about five tons.

But although iron is so widely diffused, it is practically manufactured from only a very few ores. These are essentially the magnetic oxide,  $\text{Fe}_3\text{O}_4$ ; hematite,  $\text{Fe}_2\text{O}_3$ ; limonite,  $2\text{Fe}_2\text{O}_3, 3\text{H}_2\text{O}$ ; and chalybite or spathic iron,  $\text{FeCO}_3$ . Of these, the magnetic ore is the richest, containing, when pure, 72.5 per cent of iron.

Pure iron is rarely seen. It is silvery white, softer than wrought iron, almost infusible, and has a specific gravity of 7.8 to 8.0. It is extraordinarily malleable and ductile, and at the same time very tenacious; so that, even in the finest wire, it can support a considerable weight. The symbol, Fe, is from the Latin *ferrum*.

All commercial iron contains carbon, and its properties vary remarkably according to the proportion of the latter. Wrought iron, or malleable iron, contains less than half a per cent of this impurity; cast iron contains from two

to six per cent, partly or wholly in chemical combination; steel is intermediate between the other two.

**Wrought Iron.** — Wrought iron is tough and fibrous in structure, and can be worked at a red heat by rolling or hammering. At the highest available temperatures it does not fuse, but merely becomes pasty; but, in this condition, two masses may be compactly hammered or *welded* together. This capability of welding is one of its most valuable properties. It is sometimes prepared directly from the ore, by heating the latter in a proper furnace with charcoal, and afterward purifying the pasty mass from adhering fuel and slag by thorough hammering. This process, which is known as *blooming*, has been in use from the remotest antiquity, and yields a remarkably fine quality of metal. It is, however, too expensive to be largely used at the present time, and to-day malleable iron is chiefly prepared by burning out the carbon from cast iron. The latter, mixed with a certain amount of ferric oxide, is melted on the floor of a reverberatory furnace, and constantly stirred or shaken until it becomes pasty. The spongy lumps are then taken out, and worked into shape between heavy rollers. The whole process is technically known as *puddling*.

**Cast Iron.** — Cast iron, which is a comparatively modern product, is made in the blast furnace (Fig. 47). This consists of a tower from forty to ninety feet in height, having an interior diameter of from fourteen to seventeen feet in the maximum. Internally it is like two hollow cones placed base to base, and it is lined with the most refractory fire brick. At the bottom, air is blown in by a powerful blast, through pipes which are called tuyeres;<sup>1</sup> and accordingly as hot or cold air is used, we have hot

<sup>1</sup> Pronounced "twee-ers."






FIG. 47.—Section of Blast Furnace. (From *Scientific American*.)



and cold blast furnaces respectively. The hot blast process is the more economical.

The furnace is fed at the top, and alternate layers of fuel, ore, and limestone are put in. The blast of air from the tuyeres furnishes oxygen, vivid combustion takes place, the oxides of iron are reduced by the carbon, and the metal is set free. The latter dissolves some carbon, fuses, and settles to the bottom of the furnace, where it is drawn off from time to time into molds made of sand (Fig. 48). The object of the limestone is to form an easily fusible slag with the silica of the ore, and with this slag many of the impurities are removed. When once kindled, a




FIG. 48. — Lower Portion of Blast Furnace, showing also the Casting Bed. (From *Scientific American*.)

furnace should burn continuously for months, or even years; were the semifluid mass to solidify by too great a cooling, it would have to be dug out at great expense and at the cost of serious delay to the ironmaster.

Cast iron or pig iron occurs in several forms, but is always crystalline in structure and more or less brittle. White cast iron is very hard, highly crystalline, and quite brilliant. Gray cast iron is softer and closer grained. Mottled iron is intermediate between the other two. In white iron, most of the carbon is combined chemically; in gray iron, a part has separated out in the form of fine scales of graphite. Spiegeleisen is a particularly brilliant

white iron, containing about six per cent of carbon and some manganese. Common impurities in iron are silicon, sulphur, and phosphorus. The last two elements are particularly objectionable, especially if the iron is to be either puddled or made into steel. Sulphur, in wrought iron, renders the metal brittle when hot, or "red short"; the presence of phosphorus makes it brittle when cold, or "cold short."

**Steel.**—Steel may be made in several ways. Carbon may be added to malleable iron, or carbon may be withdrawn from cast iron, or cast iron and malleable iron may be melted together in the proportions needed to form a mixture having the composition and properties of steel. The last method is adopted in what is called the Siemens-Martin process. Of these methods, the first is by far the oldest. Bars of iron are packed in charcoal in tight boxes of fireclay, and heated red-hot for a week or ten days. Carbon is slowly absorbed, and at the end of the operation the bars are found to have a curiously blistered appearance. By melting them in black-lead crucibles and casting them in ingots, *cast steel* is obtained. The whole process is known as the cementation process, and cementation steel is considered the best for fine tools, knives, springs, etc.

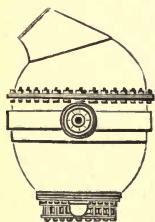


FIG. 49.—Bessemer Converter.

The second process, by which carbon is taken away from cast iron, was invented by Bessemer in 1856. In this process, about five tons of melted pig iron are poured into an egg-shaped vessel called a "converter" (Fig. 49), through which a powerful blast of air can be blown. The converter is made of the strongest wrought iron, and lined with an infusible layer of a silicious rock resembling fire-clay. As the air bubbles through the molten iron, forced

in from below, the temperature rises, carbon is burned away, and the metal rapidly approaches the malleable state (Fig. 50). Just before the latter is reached, however, a quantity of melted spiegeleisen is added, so as to supply just the amount of carbon needed for the production of good steel. The latter is then poured out into molds, and the operation is complete (Fig. 51). By this process iron may be transformed into steel in less than half an hour, so that the saving of time in comparison with the cementation process is enormous.

To-day, in consequence of Bessemer's invention, steel may be used for the manufacture of rails, car axles, bridge girders, boiler plates, and cannon, and for a multitude of other purposes to which formerly, because of its costliness, it could not be applied. It is no exaggeration to say that the Bessemer process has revolutionized the iron industry.

For the manufacture of Bessemer steel only iron of the best quality can be employed, and phosphorus is a particularly objectionable impurity. It is also one of the commonest of impurities, and in order to eliminate phos-




FIG. 50. — Bessemer Converter during the "Blow." (From *Scientific American*.)

phorus is a particularly objectionable impurity. It is also one of the commonest of impurities, and in order to eliminate phos-

phorus is a particularly objectionable impurity. It is also one of the commonest of impurities, and in order to eliminate phos-



phorus, the Thomas-Gilchrist or "basic" process was devised. This is essentially the same as the Bessemer process, except that the converter is lined with a mixture of lime




FIG. 51.—Bessemer Converter after the "Blow." Steel being poured out. (From *Scientific American*.)

and magnesia, which is prepared by calcining dolomite,  $\text{CaMg}(\text{CO}_3)_2$ . In such a converter a certain quantity of lime is added to the charge and the carbon is blown out as before; then the blowing is continued for a few minutes longer. All the phosphorus of the iron is taken up by the lime and the basic lining, and steel free from this impurity is obtained. The phosphatic slag which is produced at the same time has some value as a fertilizer.

Steel owes its value to a variety of properties.

Like cast iron it is fusible, like wrought iron it is malleable; it is capable of high polish, and may be rendered exceedingly hard. If heated to redness and suddenly quenched in cold water, it becomes both hard and brittle; but upon reheating and cooling slowly, it may again be rendered soft. By carefully regulating the heatings and coolings, intermediate degrees of hardness, brittleness, and elasticity may be attained; and by this process of "tempering,"

steel is adapted to a wide diversity of uses. Special grades of steel are now made by adding to the metal small quantities of chromium, manganese, tungsten, or nickel, substances which tend to increase the hardness of the product. Nickel steel is now largely used in the manufacture of armor plates for battleships.

**Compounds of Iron.**—Like manganese and chromium, iron forms two distinct series of compounds, in which it plays the part of base. It also forms a very unstable series of salts, corresponding to ferric acid,  $\text{H}_2\text{FeO}_4$ , which are analogous to the chromates and manganates.

The ferrous salts, in which iron is apparently bivalent, are similar in structure to the salts of zinc, magnesium, and manganese. They may be regarded as derived from ferrous oxide,  $\text{FeO}$ , and are mostly pale green in color. By adding any caustic alkali,  $\text{KOH}$ ,  $\text{NaOH}$ , or  $\text{NH}_4\text{OH}$ , to a solution of a ferrous salt, ferrous hydroxide,  $\text{Fe}(\text{OH})_2$ , is obtained as a greenish precipitate. Ferrous chloride,  $\text{FeCl}_2$ , is easily prepared by dissolving iron in hydrochloric acid, and has some practical uses. Ferrous carbonate,  $\text{FeCO}_3$ , is a crystalline mineral, which, in a crude and impure state, is one of the most important ores of iron. Ferrous sulphide,  $\text{FeS}$ , is made by fusing iron and sulphur together in the proportion indicated by their atomic weights, and is employed in the laboratory for the generation of sulphuretted hydrogen. But the most important of the ferrous compounds is the sulphate,  $\text{FeSO}_4 \cdot 7\text{H}_2\text{O}$ , which is commonly known as green vitriol or copperas. It is prepared by dissolving iron in sulphuric acid, or by slowly oxidizing iron pyrites; and forms large, pale-green crystals which behave with regard to their water of crystallization precisely like the sulphates of zinc and magnesium. With tannin, or with solution of galls, ferrous sulphate



strikes a deep black color, on which account it is used in great quantities for the manufacture of ink. It also has some value as a disinfectant, acting as an absorbent of oxygen.

All ferrous salts tend to take up oxygen from the air, and to become converted into ferric compounds, most of which are red or yellow. Ferric oxide,  $\text{Fe}_2\text{O}_3$ , is the important ore, hematite; and also, artificially prepared, is used both as a material for polishing glass and precious metals, and as a pigment under the name of Venetian red. Jeweler's rouge and crocus powder are merely ferric oxide. Several ferric hydroxides are found as mineral species, and are valuable ores. An artificial hydroxide,  $\text{Fe}(\text{OH})_3$ , is produced by caustic alkalies in solutions of ferric salts, as a reddish brown precipitate. It is used in some processes for purifying coal gas, and as an antidote for arsenical poisoning. Iron rust is another ferric hydroxide, produced by the joint action of air and water upon metallic iron. Ferric chloride,  $\text{FeCl}_3$ , and ferric sulphate,  $\text{Fe}_2(\text{SO}_4)_3$ , are both important ferric salts. The chloride is used as a reagent in the laboratory, and also in medicine as a material to stop bleeding. The sulphate unites with alkaline sulphates to form alums, which correspond perfectly to the similar salts of aluminum and chromium.

The magnetic oxide,  $\text{Fe}_3\text{O}_4$ , is a very important ore, and is also met with as *iron scale* in the blacksmith shops. By heating iron in dry steam it may be coated with a thin black film of this oxide and protected against rust.  $\text{Fe}_3\text{O}_4$  is a neutral oxide, and may be regarded as  $\text{FeO} + \text{Fe}_2\text{O}_3$ . Iron pyrites,  $\text{FeS}_2$ , is a common mineral, which is sometimes called "fools' gold." It is yellow and metallic in appearance, but, unlike gold, it may be pulverized under a hammer. It is used as a source of copperas, and also in the manufacture of sulphuric acid.

EXPERIMENT 89. — Dissolve some iron filings in dilute sulphuric acid, and divide the solution into two parts. Add ammonia to one portion, and note the color of the *ferrous* hydroxide which is thrown down. Boil the other portion with a few drops of strong nitric acid, and observe the change of tint. Again precipitate with ammonia, and note the peculiarities of the *ferric* hydroxide which will be obtained. Nitric acid oxidizes ferrous compounds to the ferric state.

**Nickel and Cobalt.** — Nickel and cobalt are comparatively rare metals, having a decided resemblance to iron. Both are white and malleable, but cobalt has a very slight reddish tinge. Both are strongly magnetic, and their specific gravity is not far from 9. The atomic weight of nickel is 58.25; that of cobalt is 58.55.

The chief supply of nickel comes from Germany, New Caledonia, and Canada, and valuable deposits of a nickel ore have been found in Oregon. The ores are mostly sulphides, arsenides, and silicates of nickel, and the extraction of the metal is a somewhat complicated matter. It is used as an ingredient of small coins by several nations, and German silver is an alloy of copper, zinc, and nickel. Of late years the process of electroplating with nickel has assumed considerable importance. The metal forms a beautiful white surface which does not rust, and is chiefly applied to articles of copper, brass, or steel. The use of nickel steel in armor plate has already been mentioned.

The compounds of cobalt and nickel resemble those of iron, except that their lower salts do not so readily oxidize to form the higher. The oxides  $\text{CoO}$ ,  $\text{NiO}$ ,  $\text{Co}_2\text{O}_3$ ,  $\text{Ni}_2\text{O}_3$ , yield series of derivatives similar to the ferrous and ferric compounds. The nickelous salts are generally green, and the sulphate,  $\text{NiSO}_4 \cdot 7\text{H}_2\text{O}$ , the chloride,  $\text{NiCl}_2 \cdot 6\text{H}_2\text{O}$ , and the nitrate,  $\text{Ni}(\text{NO}_3)_2 \cdot 6\text{H}_2\text{O}$ , are the most important.

The salt employed in nickel plating is the double sulphate  $\text{NiSO}_4, \text{Am}_2\text{SO}_4, 6 \text{H}_2\text{O}$ . Another remarkable compound of nickel is formed when the finely divided metal is gently heated in a stream of carbon monoxide gas. This compound, nickel tetracarbonyl,  $\text{Ni}(\text{CO})_4$ , is a colorless, volatile liquid. Iron forms a similar compound, but cobalt does not.

The cobaltous salts are remarkable in regard to their colors. They are rose red when hydrated, blue when anhydrous. Heat cobalt sulphate,  $\text{CoSO}_4, 7 \text{H}_2\text{O}$ , until its water of crystallization is expelled, and its red color will pass into the blue tint of  $\text{CoSO}_4$ .

EXPERIMENT 90. — Dissolve cobalt chloride in water, and with a small brush apply the solution to a sheet of white paper. When the latter is dry, scarcely any color can be perceived upon it, but by gently heating before a fire it will become distinctly blue. The solution, therefore, may be used as a "sympathetic ink"; and a letter written with it will be legible only when the paper is warm.

Some of the cobalt compounds are valuable colors, especially for glass and porcelain. Smalt blue is a silicate of cobalt, which withstands the highest temperatures of the porcelain oven. Thénard's blue contains the oxides of cobalt and aluminum. Rinmann's green consists of the oxides of cobalt and zinc.

EXPERIMENT 91. — Bend the end of a piece of platinum wire into a small loop. Moisten this and pick up upon it some powdered borax. Heat the borax in the flame until it forms a clear bead. Dip the bead into a cobalt solution and fuse again in the flame. It will turn blue. If a nickel solution be used in place of the cobalt, the bead will be brown.

## CHAPTER XXX

### COPPER AND SILVER

**Classification.** — A glance at the periodic table of the elements will show that three metals are each given two places, indicating that they may be classed either in the first or the eighth series. These metals, copper, silver, and gold, serve as connecting links between the two groups, having physical properties like the elements of the eighth, and chemical relations with the first.

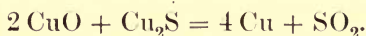
**Copper.** — Copper, atomic weight 63.1, is a metal akin to the iron group on one side, and closely allied to silver and mercury on the other. Like mercury, it forms two sets of compounds, a cuprous and a cupric series, but some of its salts are quite analogous to similar compounds of iron. The symbol, Cu, is from the Latin *cuprum*.

**Occurrence.** — Copper is widely diffused in the mineral kingdom, both as native metal and in a great variety of compounds. Native copper is abundant in the Lake Superior mining region, and a single mass weighing four hundred and twenty tons was once found. Important ores of copper are cuprous sulphide,  $\text{Cu}_2\text{S}$ ; the oxides,  $\text{Cu}_2\text{O}$  and  $\text{CuO}$ ; bornite,  $\text{Cu}_3\text{FeS}_3$ ; copper pyrites,  $\text{CuFeS}_2$ ; and malachite,  $\text{CuCO}_3, \text{Cu}(\text{OH})_2$ . The last-named mineral is often used as an ornamental green stone.

**Extraction.** — The process of extracting copper from its ores is generally somewhat complicated. The native metal, of course, only needs to be put through a refining



operation in order to be prepared for market; and the oxides and carbonates of copper may be easily reduced by heating with carbon; but in most smelting works the metallurgist has to deal with sulphides containing iron. These are commonly treated as follows: The ore is first roasted in a reverberatory furnace, whereby the cuprous sulphide is partly converted into oxide. It is then mixed with sand, or with a fusible silicate, and melted; the copper regains sulphur, while the iron is oxidized, and runs off as a part of the slag. The cuprous sulphide, or "coarse metal," thus obtained is re-roasted and remelted, and so on, until all the iron contained in the ore has been slagged off, and only a pure cuprous sulphide, or "fine metal," remains. The latter is then partly oxidized by roasting, and the mixture of oxide and sulphide is finally fused; sulphur dioxide is driven off, and metallic copper is left behind.



A more modern method of reducing the cuprous sulphide is to fuse it in a Bessemer converter, and burn out the sulphur by means of a blast of air.

In the Hunt and Douglas process the sulphides of copper are roasted, and then treated, in powder, with a solution of ferrous chloride. Copper goes into solution, and is afterward precipitated in the metallic state by the addition of scrap iron. The latter reproduces ferrous chloride, which may be applied to another charge of ore, etc. This method of extraction has not been extensively used, but it is an interesting example of a class of metallurgical processes which have considerable industrial importance.

The precipitation of copper by iron may be illustrated as follows:—

EXPERIMENT 92.— Dip a piece of bright iron or steel into a solution of any salt of copper. Copper will immediately be deposited as a thin, red coating upon the surface of the other metal.

Copper is interesting on account of its being the only red metal. It is very malleable and ductile, and exceedingly tenacious; and, after silver, it is the best conductor for heat and electricity. Battery wires and lightning conductors are usually made of it. Its specific gravity is 8.945, and it melts at 1084° C. At very high temperatures it is slightly volatile; and its vapor, either free or in compounds, colors flame green. The best solvent for copper is nitric acid; boiling sulphuric acid dissolves it also; but hydrochloric acid attacks it only with difficulty.

**Electrometallurgy of Copper.**— Copper is useful not only by itself, but also in many alloys. Brass, bronze, German silver, aluminum bronze, etc., have been already described.<sup>1</sup> Copper is very easily deposited by electrolysis, and this fact is applied in the process of electrotyping, as follows: A page of type, set up in the usual way, is first copied in wax or plaster. The mold thus obtained, which is a perfect impression of the type, is then dusted over with powdered graphite, in order to render it a conductor of electricity, and suspended in a solution of copper sulphate. It is connected by a copper wire with the zinc pole of the battery, while the other pole terminates in a copper bar or plate, which is also immersed in the liquid. As the current passes, copper is deposited upon the mold in a coherent film of any desired thickness, and a perfect copy of the type is obtained. By this process copper may be deposited to any extent; and even colossal statues may be electrically copied by precipitating the metal gradually

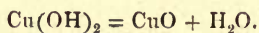
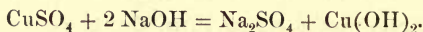
<sup>1</sup> See under zinc, tin, nickel, and aluminum.

upon their plaster casts. In electrometallurgy copper has many applications. It is even refined and purified by electrical deposition, especially in Montana, where the crude metal carries appreciable amounts of gold and silver. The coarse copper bars, attached to the anode of a powerful battery, are suspended in a solution of copper sulphate. When the current passes, the copper is dissolved and redeposited in great purity at the cathode. Base metals either remain in solution, or fall to the bottom of the tank, where the gold and silver also collect, forming a sort of slime or mud, from which the precious metals can be recovered.

**Compounds of Copper.**—The cuprous compounds have little importance, except that cuprous oxide,  $\text{Cu}_2\text{O}$ , is used for giving a ruby-red color to glass. Most of the cupric salts are green or blue when crystallized, but cupric sulphate,  $\text{CuSO}_4 \cdot 5 \text{H}_2\text{O}$ , is white when anhydrous. This salt, which forms large blue crystals, may be transformed into a white powder by careful heating. It is the most important of the copper compounds, and is commonly known as blue vitriol. It is used in great quantities in galvanic batteries for telegraph lines, in electrometallurgy, in calico printing, in the manufacture of Paris green, etc.

Cupric oxide,  $\text{CuO}$ , is black; but the hydroxide,  $\text{Cu}(\text{OH})_2$ , is light blue. The relations between them may be easily illustrated by experiment.

EXPERIMENT 93.—Dissolve cupric sulphate in water, and add a little caustic soda to the *cold* solution. A blue precipitate of  $\text{Cu}(\text{OH})_2$  will fall, which will be transformed into black  $\text{CuO}$  upon boiling.



Repeat the experiment, using ammonia water instead of caustic soda. The precipitate at first formed will redissolve in an excess of the precipitant, yielding an intensely deep-blue solution. This reaction furnishes a most delicate test for copper.

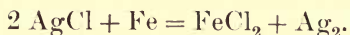
In this experiment with ammonia a peculiar compound is formed having the formula  $\text{CuSO}_4, 2 \text{NH}_3$ . With other copper salts other similar compounds will be produced; all of which may be regarded as salts of a peculiar complex base, called cuprammonium,  $\text{Cu} \begin{array}{l} / \text{NH}_3 \\ \backslash \text{NH}_3 \end{array}$ , derived from two ammonium atoms by the replacement of two hydrogen atoms by one atom of dyad copper. Many such complex bases are known, and they have great theoretical interest.

All the copper compounds are very poisonous. Hence cooking utensils of copper, such as preserving kettles and the like, should be used only with extreme care. They should always be kept clean and bright, and acid fruits or preserves should not be left long in contact with them. This statement applies also to brass. The dangerous pigments containing arsenic and copper were described in a previous chapter.

**Silver.** — Silver, which is a univalent metal, is found in nature both free and in a great variety of compounds. The native metal, pure or nearly pure, sometimes occurs in quite large masses; but the more important ores of silver are compounds. Among them are found the chloride, bromide, iodide, sulphide, and telluride, and many double compounds containing the sulphide united with sulphides of arsenic and antimony. In some cases the silver seems to be merely an impurity, as in certain ores of copper and lead, from which the more precious metal also may be extracted.



**Extraction.** — Silver is obtained from its ores by a great variety of processes, concerning which a treatise on metallurgy may be consulted. Only two of them can be considered here. First, there is the amalgamation process, which is essentially as follows: the finely powdered ore is roasted in a reverberatory furnace with a quantity of common salt, whereby the silver is converted into chloride. The mass is then mixed with water to a thin paste, and shaken up with scrap iron in revolving casks for several hours. The iron withdraws the chlorine from the silver, thus: —



Mercury is next added, and the agitation is continued until an amalgam of silver and mercury is obtained. From this the mercury is distilled off, and the silver, often containing gold, remains behind.

Secondly, there is the Parkes process, by which the traces of silver that often exist in lead ores may be separated from the lead. Many silver ores are also lead ores, which are smelted as if for lead only, to which the Parkes process is afterwards applied. This consists in stirring zinc into the melted silver-bearing lead, the molten zinc being brought thoroughly into contact with every part of the mass. On cooling, the zinc, which has dissolved the silver, and also the gold, if that metal was present, forms a separate layer or cake, which can be removed from the lead. By distillation the volatile zinc is then removed from the precious metals, which remain behind in the retort, to be refined and separated later.

**Properties of Silver.** — Silver is a brilliant white metal, of atomic weight 107.11, and specific gravity 10.512. Its symbol is Ag, from the Latin *argentum*. It melts at 961° C., and at very high temperatures it may be vaporized

and distilled. Its vapor has a bright blue color. Melted silver absorbs many times its bulk of oxygen from the air, and gives it out again upon cooling; often so suddenly as to cause an explosive spattering (called *spitting*) of the semifluid metal. Silver is the best known conductor of heat and electricity, and is exceedingly malleable and ductile. In the arts it is usually alloyed with a little copper, which hardens it. The American coinage standard is 900 fine—that is, 1000 parts of the metal used for coinage contain 900 parts of silver to 100 of copper. English silver coins are 925 fine. Jewelers' silver is generally less fine.

**Compounds of Silver.**—The compounds of silver are, with a few exceptions, formed on the same type as those of the alkali metals. Thus, we have an oxide,  $\text{Ag}_2\text{O}$ ; a sulphate,  $\text{Ag}_2\text{SO}_4$ ; a nitrate,  $\text{AgNO}_3$ ; and a chloride,  $\text{AgCl}$ . In general, the salts of silver do not contain water of crystallization. The sulphide,  $\text{Ag}_2\text{S}$ , is interesting as a natural ore, and on account of the ease with which it is produced artificially. The blackening of silverware is due to  $\text{H}_2\text{S}$  in the atmosphere; and the blackening of spoons by eggs is caused by the sulphur which the latter contain. Pass a bubble of  $\text{H}_2\text{S}$  into a solution of silver nitrate, and a black precipitate of silver sulphide will form.

The most important compounds of silver are the chloride and the nitrate. Some of their relations to each other and to the metal may be profitably studied by experiment.

EXPERIMENT 94.—Cover a small silver coin, either in a glass beaker, flask, or porcelain dish, with a mixture of half-and-half nitric acid and water. Upon heating, the coin will dissolve, and the solution will have a blue color due to the copper which is present. Add

a solution of common salt,  $\text{NaCl}$ , in considerable excess, and shake it vigorously. Silver chloride, which is insoluble, will be precipitated, while all the copper will remain dissolved. Filter, and wash the precipitate thoroughly by pouring water over it until the liquid runs through colorless. Transfer the silver chloride, still moist, to a porcelain dish, add some clippings of zinc, and cover the mixture with dilute sulphuric acid. By the action of the latter on the zinc, hydrogen will be evolved, which, at the instant of its liberation, *in the nascent state*, will withdraw chlorine from the silver chloride, forming hydrochloric acid, and setting the metal free. When all the zinc has been dissolved, silver will remain as a black, spongy mass, which may be either melted into a globule before the blowpipe, or dissolved in nitric acid to form *pure*  $\text{AgNO}_3$ . From its colorless solution the latter compound is deposited in tabular, transparent crystals. This experiment shows, on a small scale, the exact method by which the officers of a mint or silver refinery prepare pure silver from crude bullion.

Silver chloride, as obtained in Experiment 94, is a white, curdy precipitate which darkens on exposure to light. If potassium bromide or iodide be used in place of common salt, silver bromide or iodide will be thrown down. The latter is yellow, the bromide is yellowish white. All these compounds are sensitive to light, and they are therefore of great importance in the art of photography.

**Photography.**—We have already seen, in studying the formation of hydrochloric acid, that light may bring about chemical union. It may also effect chemical decomposition; and this is especially the case with most of the salts of silver. All, or nearly all of them, when in contact with organic matter, are blackened by light—most where the light is strongest, less where it is weaker. This fact is the foundation principle of photography.

Although photographic processes are very numerous, and differ much in detail, they are essentially the same at bottom. The wet-plate process is as follows: A glass

plate is first coated with a film of collodion, which is prepared by dissolving guncotton in a mixture of alcohol and ether, and adding to it certain bromides or iodides. The plate is next dipped into a solution whereof silver nitrate is the chief ingredient, and either the bromide or iodide of silver is precipitated in the collodion film. Having been thus prepared in a dark room, the plate is transferred to the photographic camera, and the image of the scene or object to be photographed is allowed to fall upon it. Where the object is light, the plate is strongly affected; where it is dark, the action is slighter; so that the picture which is produced has all its lights and shadows reversed, and is called a "negative." When first taken from the camera, the plate shows no signs of alteration, but the image is brought out by pouring over the plate a chemical solution known as the developer. For this purpose various substances are used, ferrous sulphate and pyrogallol being the commonest. Finally, the plate is washed with a solution of sodium thiosulphate, to dissolve out the silver salts which have been unattacked, and the picture is thus rendered permanent.

**The Dry-plate Process.**—In dry-plate photography, which is now more generally used, the glass plate is coated with a thin film of gelatin, through which the silver bromide or iodide is diffused. For some purposes, especially for use in portable cameras, the glass plate is entirely abandoned, and thin sheets of transparent gelatin, properly sensitized with the usual silver salts, are employed alone. The development and fixation of the negative is essentially the same as before. The advantage of the dry plate is that it can be kept for a long time, and after exposure the development may be deferred until a convenient time. With wet plates the entire process must be



practically continuous, so that it is possible only where the necessary appliances and the dark room are available for immediate use.

**Photographic Printing.**—In “printing” from the negative obtained by either process, a sheet of paper is first properly sensitized. Ordinary photographic paper is first coated with albumen, then floated upon a solution of sodium chloride or ammonium chloride, and finally treated with a solution of silver nitrate. This paper, or paper essentially like it, is then exposed, underneath the negative, to the action of strong sunlight. Where the negative is dark the paper remains light, and *vice versa*, so that an image which is correct as to lights and shadows is produced. This, too, is “fixed” by sodium thiosulphate, and, after some little details of finishing, the photograph is done.

EXPERIMENT 95.—Soak a sheet of white paper in a solution of silver nitrate. Place over it a piece of lace or a fern leaf, cover it by a sheet of glass, and expose it to the sunshine until all the uncovered portions are darkened. Wash it in a dark room or closet, first with a solution of sodium thiosulphate, and afterward with pure water, continuing the latter until the rinsings no longer have a sweetish taste. A perfect copy of the lace pattern or leaf will remain as a photographic print on the paper.

**Silver Nitrate.**—Silver nitrate, which is always prepared by dissolving silver in nitric acid, occurs in commerce in two forms: first, we find it in large, transparent, tabular crystals, in which form it is used for various laboratory purposes, by the photographers, and in the art of electroplating; second, the fused salt is cast in small, round sticks, which are used by physicians under the name of “lunar caustic.” It is applied to the cautery of inflamed surfaces.

**Silver Plating.** — When a little potassium cyanide, KCN, is added to a solution of silver nitrate, a precipitate of silver cyanide, AgCN, closely resembling the chloride, is formed. Upon the addition of more KCN, the precipitate redissolves, and a solution is produced which is much used in silver plating. In such a solution, the preparation of which is subject to many variations, the object to be plated is immersed, together with a bar, rod, or plate of pure silver. The latter is connected by a wire with the negative element of a battery, while the object to be plated is connected with the other pole. When the current passes, electrolysis takes place, and silver is deposited upon the object in a thin, coherent film. At the same time silver is dissolved from the plate at the opposite pole. The process continues until the plating has acquired whatever thickness may be demanded; afterward the plated article is washed and polished. In all essential particulars the process is like that described in regard to the electrometallurgy of copper.

## CHAPTER XXXI

### GOLD, AND THE PLATINUM GROUP

**Gold.** — Gold, atomic weight 195.7, is almost invariably found in the uncombined state. The only exception is in the case of certain tellurides, which generally contain both gold and silver. To some extent, gold in dust, grains, or nuggets, is washed out from loose soil and gravel, or found embedded in rock; but the larger yield is from invisible particles diffused through veins of iron pyrites or quartz. The gold-bearing rock is crushed to powder, and, if it contains much pyrites, is roasted; the mass is then agitated with mercury, which readily amalgamates with the more precious metal. The mercury is finally distilled off and recovered for use in future operations, while metallic gold remains behind. From some gold-bearing rock, however, the metal is more conveniently extracted by purely chemical methods; the gold being dissolved out from the finely powdered ore by chlorine, bromine, or potassium cyanide. The “chlorination” and “cyanide” processes are both of great practical importance.

Gold, thus obtained, is rarely pure. It generally contains some silver; and copper, iron, arsenic, and other metals are common impurities. When base metals are present, it is easily refined by forcing chlorine gas through it while in the melted state; the impurities form chlorides, which either volatilize or float in an easily removable scum, and absolutely pure gold remains below. From

silver it is generally freed by a process known as *quartation*. The crude bullion is melted with an additional quantity of silver, so that it shall consist of three parts of the latter metal to one of gold; the alloy is then rolled into thin ribbons and treated with nitric acid; the silver is dissolved out as nitrate, and pure gold is obtained.

**Properties of Gold.** — Gold is bright yellow in color, softer than silver, and malleable and ductile to an extraordinary degree. One grain of gold can be made to gild two miles of fine silver wire, or drawn into gold wire an eighth of a mile long. It may be beaten into leaves so thin that 280,000 would make the thickness of only one inch. These thin leaves transmit light, and, held between the eye and the sun, appear of a greenish color. To glass, finely divided gold imparts a fine ruby-red tint. The specific gravity of gold is 19.3, and it melts at about 1064° C. For practical uses pure gold is too soft; hence it is always alloyed with copper or silver. The former alloy renders it ruddier, the latter makes it paler in color. The coin standard of the United States, for gold as well as for silver, is 900 fine — that is, 900 parts of gold to 100 of alloy. Jeweler's gold is generally less fine, and its character is indicated by a standard called the *carat*. Pure gold is said to be 24 carats fine; three fourths pure would therefore be 18 carats; two thirds fine would be 16 carats, etc. With mercury gold amalgamates very readily; hence gold rings should never be worn when quicksilver is being handled.

EXPERIMENT 96. — Put a drop of mercury upon a bit of gold leaf. The latter will dissolve, forming a white amalgam.

**Compounds of Gold.** — Gold is insoluble in all acids, except selenic acid and the mixture known as aqua regia. It is



trivalent, and forms two sets of compounds, of which the oxides,  $\text{Au}_2\text{O}$  and  $\text{Au}_2\text{O}_3$ , and the chlorides,  $\text{AuCl}$  and  $\text{AuCl}_3$ , are good examples. The symbol, Au, is from the Latin *aurum*. The aurous compounds are of only slight importance.

The trichloride,  $\text{AuCl}_3$ , is the most useful of the gold salts. It is formed whenever gold is dissolved in aqua regia, and may be obtained in orange-yellow deliquescent crystals which are sensitive to light. It is used in "toning" photographs, and in electroplating. As applied to gold the latter process is almost exactly like the one described under silver; only a solution of the double cyanide of gold and potassium is used, with a gold anode.

**Platinum.** — Platinum, atomic weight 193.4, is always more or less associated with five other metals, iridium, osmium, palladium, rhodium, and ruthenium. All these metals are quadrivalent, and together they are known as the platinum group. With two very rare exceptions<sup>1</sup> they are found in the free state, or rather alloyed with one another, and occasionally with gold.

Platinum was originally brought from the gold-washings of South America about the middle of the eighteenth century. Its name, from *platina*, is the Spanish diminutive of *plata*, silver, and hence it means "little silver." The greater part of the world's supply now comes from the Ural Mountains. The ore occurs in grains and small lumps, mixed with various impurities, from which it has to be separated by a complicated process of refining. It is a steel-white metal, fusible only at or near the temperature of the oxyhydrogen flame, and of specific gravity 21.5. Of all the other metals, iridium and osmium only are

<sup>1</sup> The minerals sperrylite,  $\text{PtAs}_2$ , from the nickel mines of Sudbury, Canada; and laurite, a sulphide of ruthenium, from Borneo.

heavier, and that but a trifle; the specific gravity of osmium, which is heaviest of all, is 22.5.

**Uses of Platinum.**—Platinum is, like gold, insoluble in all acids except aqua regia. This property, together with its infusibility, renders it extremely useful for the construction of some pieces of chemical apparatus—such as dishes, crucibles, blowpipe tips, foils, wire, etc. The stills used for concentrating sulphuric acid are made of platinum, and this metal is also employed as the negative element in Grove's galvanic battery. Without platinum utensils the chemical analysis of many minerals would be practically impossible. Commercial platinum is generally stiffened and hardened by the addition of a little iridium. Platinum black is a very finely divided platinum, which possesses a remarkable power of condensing gases within its pores. One volume of this substance can absorb 800 volumes of oxygen; and hence it serves for some purposes as a powerful oxidizing agent.

**Compounds of Platinum.**—The compounds of platinum are many, complicated, and theoretically interesting. There is a platinous series, corresponding to  $\text{PtCl}_2$  and  $\text{PtO}$ ; and a platonic series, represented by  $\text{PtCl}_4$  and  $\text{PtO}_2$ . Platonic chloride, which is prepared by dissolving platinum in aqua regia and evaporating to dryness, is the most important of these compounds. It is used in chemical analysis for the detection of potassium and ammonium, and their separation from other bases. Potassium chloroplatinate,  $\text{K}_2\text{PtCl}_6$  or  $2\text{KCl} + \text{PtCl}_4$ , is a yellow precipitate often produced in the laboratory.

The other metals of the group are rare and of little relative importance. An alloy of iridium and osmium, called iridosmine, is often found in gold washings, and forms brilliant grains which are harder than steel, and are used for tipping gold pens.

Platinum, iridium, and osmium are near each other in atomic weight and specific gravity. Palladium, rhodium, and ruthenium form another trio, having atomic weights from 100.9 to 106.2, and specific gravities from 11 to 12. Palladium is a silver-white, easily workable metal, which has been used to a limited extent in philosophical apparatus. It has the property of absorbing hydrogen, and forming what is apparently an *alloy* with the latter.

# PART II

## ORGANIC CHEMISTRY



### CHAPTER XXXII

#### PRELIMINARY OUTLINE

**Introductory Statement.**— In the early days of chemistry a sharp distinction was drawn between the compounds derived from plants and animals and those obtained from the inorganic or mineral kingdom. Such substances as sugar, starch, the fruit acids, and albumen, together with many other bodies directly derived from them, were termed organic; while the minerals, metals, elements, and the commoner salts, all of non-living origin, were classed as inorganic. These classes of substances were regarded as perfectly distinct; for it was thought that in the production of organic bodies some peculiar vital force was involved, and that no artificial means could ever be discovered for their preparation. In 1828, however, Woehler effected the synthesis of a well-known organic compound, urea, from wholly inorganic materials; and since then a vast number of similar syntheses have been successfully accomplished. One of the great triumphs of synthetic chemistry has been the artificial preparation of indigo. The old boundary between the organic and the inorganic



has been thoroughly broken down, and to-day the division is merely one of convenience.

**Composition of Organic Compounds.** — Organic compounds, so called, are remarkable for their great number and complexity. They all agree in containing carbon, generally in union with hydrogen, oxygen, nitrogen, or all three. Occasionally they contain sulphur and phosphorus also; and many of the artificial products contain chlorine, bromine, iodine, boron, silicon, arsenic, or metals. All of them, however, owe their chief characteristics to carbon; and on this account organic chemistry is now commonly defined as the chemistry of the carbon compounds. Carbon, by virtue of its quadrivalence, is capable of building up complicated molecular structures; and in doing so it seems to combine with itself to form chains or rings of carbon atoms, that serve as centers around which, in accordance with the laws of valency, other elements can be grouped. This property of carbon will become evident as we study its compounds.

**Compound Radicles.** — In general, organic substances may be most conveniently regarded as derived from compound radicles, which, in most cases, are hydrocarbons having unsatisfied bonds of valency. Cyanogen, however, and carbon monoxide, being unsaturated compounds, play an important part in organic chemistry; and so also, but in a different way, do ammonia and ammonium. From the last two substances, and from the compound  $\text{NO}_2$ , many of the more important nitrogenous bodies are derived.

**Hydrocarbons.** — Although hundreds of hydrocarbons are known, and an almost infinite number are theoretically possible, they may all be easily arranged in a small number of comparatively simple series. Methane, for

example,  $\text{CH}_4$ , is the compound of carbon and hydrogen containing the highest proportion of the latter element; and in it the four bonds of the one are exactly satisfied by the corresponding number of the other. This compound is, however, the first member of a series; the higher terms being  $\text{C}_2\text{H}_6$ ,  $\text{C}_3\text{H}_8$ ,  $\text{C}_4\text{H}_{10}$ ,  $\text{C}_5\text{H}_{12}$ , and so on up to  $\text{C}_{35}\text{H}_{72}$ . Here each hydrocarbon differs from the one which precedes it by one atom of carbon and two of hydrogen; the second being the first plus  $\text{CH}_2$ , and so on as far as the series extends. Such a series is known as an *homologous series*; and it may be represented by one general formula  $\text{C}_n\text{H}_{2n+2}$ . All other hydrocarbons fall into similar series, and for each series a similar formula may be assigned, as is shown in the following scheme:—

Series 1.	$\text{C}_n\text{H}_{2n+2}$ .	Lowest member known, $\text{CH}_4$ .
Series 2.	$\text{C}_n\text{H}_{2n}$ .	Lowest member known, $\text{C}_2\text{H}_4$ .
Series 3.	$\text{C}_n\text{H}_{2n-2}$ .	Lowest member known, $\text{C}_2\text{H}_2$ .
Series 4.	$\text{C}_n\text{H}_{2n-4}$ .	Lowest member known, $\text{C}_5\text{H}_6$ .
Series 5.	$\text{C}_n\text{H}_{2n-6}$ .	Lowest member known, $\text{C}_6\text{H}_6$ .
Series 6.	$\text{C}_n\text{H}_{2n-8}$ .	Lowest member known, $\text{C}_8\text{H}_8$ .
Series 7.	$\text{C}_n\text{H}_{2n-10}$ .	Lowest member known, $\text{C}_8\text{H}_6$ .
Series 8.	$\text{C}_n\text{H}_{2n-12}$ .	Lowest member known, $\text{C}_{10}\text{H}_8$ .
Series 9.	$\text{C}_n\text{H}_{2n-14}$ .	Lowest member known, $\text{C}_{12}\text{H}_{10}$ .
Series 10.	$\text{C}_n\text{H}_{2n-16}$ .	Lowest member known, $\text{C}_{14}\text{H}_{12}$ .
Series 11.	$\text{C}_n\text{H}_{2n-18}$ .	Lowest member known, $\text{C}_{14}\text{H}_{10}$ .
Series 12.	$\text{C}_n\text{H}_{2n-20}$ .	Lowest member known, $\text{C}_{17}\text{H}_{14}$ .
Series 13.	$\text{C}_n\text{H}_{2n-22}$ .	Lowest member known, $\text{C}_{16}\text{H}_{10}$ .
Series 14.	$\text{C}_n\text{H}_{2n-24}$ .	Lowest member known, $\text{C}_{18}\text{H}_{12}$ .
Series 15.	$\text{C}_n\text{H}_{2n-26}$ .	Lowest member known, $\text{C}_{20}\text{H}_{14}$ .
Series 16.	$\text{C}_n\text{H}_{2n-28}$ .	Lowest member known, ———
Series 17.	$\text{C}_n\text{H}_{2n-30}$ .	Lowest member known, $\text{C}_{22}\text{H}_{14}$ .
Series 18.	$\text{C}_n\text{H}_{2n-32}$ .	Lowest member known, $\text{C}_{26}\text{H}_{20}$ .

All possible hydrocarbons are covered by this system of formulæ, although structural formulæ of a more definite kind are needed to bring out the relations of these compounds fully. For one series no representative has as yet been discovered, and in several series the lowest possible members are not known; but some of these gaps will, doubtless, be filled in due time.

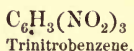
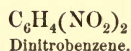
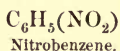
**Substitution.** — From many of these hydrocarbons other compounds are derived by a process known as *substitution*, in which atoms of hydrogen are successively replaced by atoms of other univalent elements like chlorine, bromine, or iodine. Thus, from methane,  $\text{CH}_4$ , we get substitution series as follows:—

1. $\text{CH}_4$ .	$\text{CH}_3\text{Cl}$ .	$\text{CH}_2\text{Cl}_2$ .	$\text{CHCl}_3$ .	$\text{CCl}_4$ .
2. $\text{CH}_4$ .	$\text{CH}_3\text{Br}$ .	$\text{CH}_2\text{Br}_2$ .	$\text{CHBr}_3$ .	$\text{CBr}_4$ .
3. $\text{CH}_4$ .	$\text{CH}_3\text{I}$ .	$\text{CH}_2\text{I}_2$ .	$\text{CHI}_3$ .	$\text{CI}_4$ .

For benzene,  $\text{C}_6\text{H}_6$ , the chlorine substitution series is even more striking; thus:—



In many cases compound radicles serve as agents of substitution, as in the case of the univalent group  $\text{NO}_2$ , which enters into numerous important substances. A few examples will suffice:—



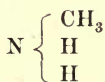
Etc.

**Amines.** — Still another class of substitution compounds of the highest importance is derived from ammonia,  $\text{NH}_3$ , by replacing hydrogen with such radicles as methyl,  $\text{CH}_3$ ,

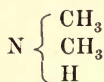
or ethyl,  $C_2H_5$ . They are called *amines*, and are constituted as follows:—




Ammonia.



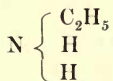
Methylamine.



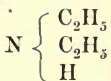
Dimethylamine.



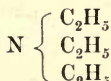
Trimethylamine.



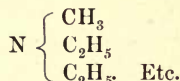
Ethylamine.



Diethylamine.



Triethylamine.

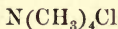


Diethylmethylamine.

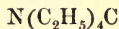
Similarly, from  $PH_3$  we get a series of phosphines; from  $AsH_3$ , arsines; from  $SbH_3$ , stibines; and so on. Compounds of this kind are exceedingly numerous, and others like them are derived from ammonium,  $NH_4$ :—



Ammonium chloride.



Tetramethylammonium chloride.



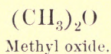
Tetraethylammonium chloride.

These few examples will suffice for present purposes.

**Isomerism.**—One other noteworthy feature of organic compounds demands a brief consideration at this point; namely, *isomerism*. It often happens that two or more entirely different substances are represented by the same formula, both containing precisely the same elements, united in precisely the same proportions. Such compounds are called *isomeric*, and owe their differences to different groupings of the atoms within the molecules. Just as the same letters may be so arranged as to spell several different words, so the same atoms may be grouped in several dissimilar clusters. For example, the *empirical* formula  $C_2H_6O$  represents two substances—the one a gas, the other a liquid. One is the oxide of the univalent radicle methyl, the other is ethyl hydroxide, or common alcohol;



and their formulæ, written side by side, shows the difference clearly: —




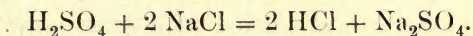
**Polymerism.** — In this instance both compounds have the same molecular weight and the same vapor density. In some cases of imperfect isomerism these properties may differ in such a way that the compounds may form a series of which the higher members shall have molecular weights even multiples of the lowest. Such a case is furnished by the *polymeric* series of hydrocarbons  $\text{C}_n\text{H}_{2n}$ , in which, although all of its members have the same percentage composition, the molecular weights vary widely. Another example of *polymerism* is afforded by the compounds  $\text{C}_2\text{H}_2$ ,  $\text{C}_6\text{H}_6$ , and  $\text{C}_8\text{H}_8$ , which represent three different series. Other instances of isomerism and polymerism will be considered by and by.

## CHAPTER XXXIII

### CYANOGEN AND CARBONYL COMPOUNDS

**Cyanogen.**—Free cyanogen,  $C_2N_2$  or  $(CN)_2$ , is prepared by heating mercuric cyanide. It is a colorless gas with an odor resembling peach kernels, and it burns with a beautiful purple flame. In the chapter upon carbon it was shown that this gas behaved much like an element of the chlorine group, and that the molecules  $(CN)_2$  and  $Cl_2$  had many points of similarity. Thus we have a hydrocyanic acid, HCN, and a series of metallic cyanides such as KCN,  $Hg(CN)_2$ , and so on. Some of these compounds are of practical importance.

**Hydrocyanic Acid.**—Hydrocyanic acid, HCN, commonly known as prussic acid, is obtained whenever a cyanide is treated with a strong acid like sulphuric. In this respect it resembles hydrochloric acid, as the subjoined equations show:—



Practically, the yellow salt known as potassium ferrocyanide is distilled with dilute sulphuric acid in a glass retort, and an aqueous solution of hydrocyanic acid is collected in the receiver. This acid has a strong odor resembling peach kernels or bitter almonds, and is intensely poisonous. A single drop of the pure compound, which is a volatile liquid boiling at  $26.5^\circ$ , placed upon the tongue of a small animal, such as a cat or rabbit, will cause

death almost instantaneously. It is the most sudden and one of the most fatal of all known poisons, and its dangerous qualities are shared in a less degree by many of its derivatives. It is very unstable, and can be preserved only in dilute solutions. As an acid it is exceedingly weak, and may be expelled with ease from most of its compounds.

**Potassium Cyanide.** — Potassium cyanide, KCN, is a white salt of considerable importance. Great quantities of it are used in gold and silver plating, and in the "cyanide process" for extracting gold from its ores. It is dangerously poisonous, and should be handled with extreme care. It has, faintly, the characteristic peach-kernel odor. Silver cyanide, AgCN, is a white precipitate closely resembling the chloride.

**Potassium Ferrocyanide.** — With some of the metals of high valency cyanogen forms very curious and important double salts. Of these, potassium *ferrocyanide*,  $K_4Fe(CN)_6$ , is the most useful and noteworthy. To prepare this salt, iron filings, potash, and nitrogenous matter, such as scraps of horn, hides, leather clippings, hair, or refuse feathers, are heated together to the temperature of fusion. The cooled mass is afterward treated with water, and the solution evaporated to the point of crystallization. The ferrocyanide is thus obtained in large yellow crystals containing three molecules of water. It is sometimes called the "yellow prussiate of potash," and is not poisonous. Its uses may be illustrated by experiment: —

**EXPERIMENT 97.** — To a solution of potassium ferrocyanide add a solution of ferrous sulphate. A pale bluish precipitate will form, which will rapidly change to deep blue. Repeat the experiment, using a ferric salt, and a deep blue precipitate will be produced at once.

There are several different compounds producible in the foregoing manner. One of them,  $\text{Fe}_4[\text{Fe}(\text{CN})_6]_3$ , is an important dye, Prussian blue. The chief use of potassium ferrocyanide is in the manufacture of this color. With solutions of copper, potassium ferrocyanide gives a very characteristic reddish brown precipitate; and by the production of this, very small traces of copper may be detected.

Potassium ferrocyanide may be regarded as the potassium salt of hydroferrocyanic acid,  $\text{H}_4\text{Fe}(\text{CN})_6$ . This acid is well known, and forms a large series of salts. Having four replaceable hydrogen atoms, it is tetrabasic. In none of the ferrocyanides do the ordinary tests for iron reveal the presence of the latter metal. It is completely masked.

**Potassium Ferricyanide.** — By passing chlorine into a solution of the ferrocyanide a salt called potassium ferricyanide is produced. This compound forms large red crystals having the formula  $\text{K}_3\text{Fe}(\text{CN})_6$ , and from it a hydroferricyanic acid and a series of corresponding salts may be derived. With ferrous solutions potassium ferricyanide gives a blue precipitate, but in ferric compounds it only produces a slight brownish coloration. It is a useful reagent in distinguishing between ferrous and ferric compounds, and it is also employed in the preparation of blue prints, and in the "blue-print" process of photography. Like iron, cobalt also forms interesting series of cobaltocyanides and cobalticyanides, and most of the metals of the iron and platinum groups behave in a similar way. The platinocyanides are among the most beautiful compounds known to chemistry.

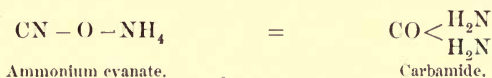
**Other Cyanogen Compounds.** — With oxygen and sulphur, cyanogen forms two quite similar acids; namely, cyanic acid,  $\text{CNOH}$ , and sulphocyanic acid,  $\text{CNSH}$ . Potassium sulphocyanate,  $\text{CNSK}$ , is a white salt which yields a magnificent red coloration with ferric solutions. It gives no



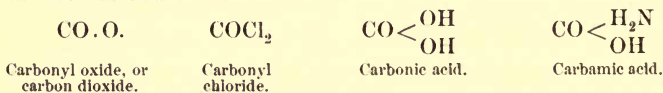
reaction with ferrous salts, and serves as a very delicate reagent for the detection of ferric iron.

Some of the cyanogen compounds display in a remarkable degree the power of polymerization. For example, hydrocyanic acid,  $\text{CNH}$ , readily changes into a solid compound,  $\text{C}_3\text{N}_3\text{H}_3$ , called trihydrocyanic acid. Cyanic acid,  $\text{CNOH}$ , similarly is related to cyanuric acid,  $\text{C}_3\text{N}_3\text{O}_3\text{H}_3$ , and to a third polymer of unknown molecular weight called cyamelide. So, also, there are two chlorides of cyanogen, one a liquid,  $\text{CNCl}$ ; the other a solid,  $\text{C}_3\text{N}_3\text{Cl}_3$ . On account of this tendency to polymerize, the derivatives of cyanogen are very numerous and complicated.

**Carbamide.** — When ammonium cyanate,  $\text{NH}_4\text{CNO}$ , is heated, its atoms undergo a peculiar rearrangement, and it is transformed into the isomeric compound, carbamide or urea: —



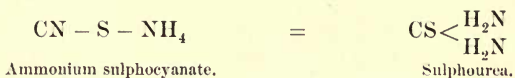
The latter compound, as will be seen, may be regarded as derived from two atoms of ammonia, by replacing one hydrogen atom from each by the bivalent radicle  $\text{CO}$ . This radicle, known in inorganic chemistry as carbon monoxide, is called *carbonyl* for brevity, and occurs in many organic compounds. Some of its simpler derivatives are as follows: —



Carbamide is a white solid which is found in many animal juices, and has great theoretical interest. It was the first organic compound ever produced by synthesis from inorganic matter. It acts like a weak base, uniting with nitric and oxalic acids to form a nitrate and an oxalate, and it also yields many complex derivatives.



**Sulphocarbamide.** — If we heat ammonium sulphocyanate,  $\text{NH}_4\text{CNS}$ , instead of the cyanate, a sulphocarbamide or sulphourea will be formed.



This compound contains the radicle *sulphocarbonyl*, CS, which yields derivatives similar in structure to those obtained from CO. For example :—



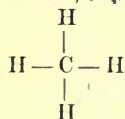
The greater number of these compounds are interesting only from a theoretical point of view. In the present instance they serve to illustrate in a simple way the convenience of structural formulæ. By means of the latter, many relations between different substances may be most clearly brought out, and the memory can thus be aided to a wonderful degree.

## CHAPTER XXXIV

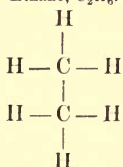
### THE METHANE SERIES

**Structure.** — The methane or marsh-gas series of hydrocarbons,  $C_nH_{2n+2}$ , is of the utmost importance, both in theory and in practical work. Some of its members constitute the greater part of petroleum; and from other members such noteworthy substances as alcohol, ether, chloroform, and acetic acid, are derived. Structurally, the series is very simple, the carbon atoms forming a regular chain around which the hydrogen atoms are symmetrically arranged. A very few formulæ will serve for illustration: —

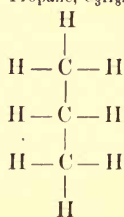
Methane,  $CH_4$ .



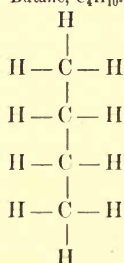
Ethane,  $C_2H_6$ .



Propane,  $C_3H_8$ .



Butane,  $C_4H_{10}$ .

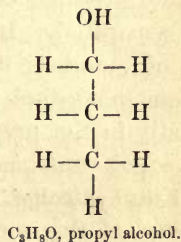
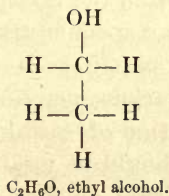
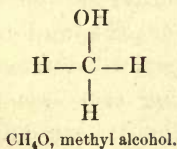


And so on, regularly, up to  $C_{35}H_{72}$ . After butane the hydrocarbons of this series receive numerical names, based upon the number of carbon atoms which they contain. Thus,  $C_5H_{12}$  is pentane,  $C_6H_{14}$  is hexane,  $C_7H_{16}$  is heptane,  $C_{10}H_{22}$  is decane, etc.

**Properties of the Series.** — In properties, these hydrocarbons vary regularly. Methane, which was described

under carbon, is a gas, and ethane, propane, and butane are also gaseous. Pentane is a liquid boiling at  $38^{\circ}$ , hexane boils at  $70^{\circ}$ , and so on through a series of liquids growing less and less volatile as we ascend, until at last we come to solid, waxy compounds which are known as paraffins. The whole series is sometimes called the paraffin group. Paraffin itself, such as is used for making candles, is a mixture of these higher hydrocarbons; coal oil, or petroleum, consists chiefly of the liquid members of the series. The latter are separated by a process of distillation, and the mixture which distills over at comparatively low temperatures is known as naphtha or gasoline. Above  $170^{\circ}$ , the distillate is used for illuminating oil or kerosene; higher still, heavier and denser products are obtained, which serve for lubricating machinery. One of these semi-solid or pasty mixtures is known as vaseline. Kerosene which has not been carefully freed from the more volatile hydrocarbons is dangerous, and none should be used which gives off inflammable vapor at temperatures below  $110^{\circ}$  Fahr. Such vapors, like firedamp, form explosive mixtures with air.

**Alcohols.** — If, by proper reactions, we replace one atom of hydrogen in each of the foregoing hydrocarbons by a hydroxyl group,  $-O-H$ , we shall obtain a series of most important compounds which are called alcohols. Thus:—



And so on through the series. These alcohols may be conveniently regarded as the hydroxides of certain radicles, of which methyl,  $\text{CH}_3$ , ethyl,  $\text{C}_2\text{H}_5$ , and amyl,  $\text{C}_5\text{H}_{11}$ , are the most commonly encountered. These radicles do not exist in the free state, but their derivatives are of the highest importance; and most of them may be easily compared with the compounds of the univalent metals.

Thus:—

KOH.	$\text{CH}_3\text{OH}$ .	$\text{C}_2\text{H}_5\text{OH}$ .	$\text{C}_5\text{H}_{11}\text{OH}$ .	Etc.
$\text{K}_2\text{O}$ .	$(\text{CH}_3)_2\text{O}$ .	$(\text{C}_2\text{H}_5)_2\text{O}$ .	$(\text{C}_5\text{H}_{11})_2\text{O}$ .	Etc.
KCl.	$\text{CH}_3\text{Cl}$ .	$\text{C}_2\text{H}_5\text{Cl}$ .	$\text{C}_5\text{H}_{11}\text{Cl}$ .	Etc.
$\text{KNO}_3$ .	$\text{CH}_3\text{NO}_3$ .	$\text{C}_2\text{H}_5\text{NO}_3$ .	$\text{C}_5\text{H}_{11}\text{NO}_3$ .	Etc.

These *alcoholic salts* are mostly liquids, and are called ethers. Their names, except in the series of alcohols, are precisely like those used in inorganic chemistry—as, for example, methyl chloride, ethyl oxide, propyl nitrate, amyl sulphate, etc. Nearly every acid, organic or inorganic, can unite with these radicles to form such ethers.

**Methyl Alcohol.**—Three of the alcohols—namely, those of methyl, ethyl, and amyl—have practical importance, and therefore deserve especial mention. Methyl alcohol,  $\text{CH}_3\text{OH}$ , commonly called wood spirit, is a colorless liquid obtained by the dry distillation of wood. The latter, when distilled at a high temperature, yields a variety of liquid products, and from the mixture methyl alcohol may be separated. It has a specific gravity of .814, and boils at  $55^\circ$ , and is used partly as a cheaper substitute for common alcohol in various manufacturing processes, and partly in the preparation of certain of the aniline colors. It is poisonous, and should be used with great care.

**Ethyl Alcohol.**—Ethyl alcohol,  $\text{C}_2\text{H}_5\text{OH}$ , is the compound of this series to which in common life the name of



alcohol is especially applied. Although it may be obtained from ethane, it is practically prepared only by the fermentation of saccharine and starchy bodies, such as cane sugar, glucose, and the starch of potatoes or grain. These compounds, dissolved in water, are fermented by yeast, and a weak solution of alcohol is thus obtained. The latter is then concentrated by distillation, the process being repeated until an alcohol containing only about 10 per cent of water passes over. To obtain pure or "absolute" alcohol the commercial product is once more distilled over caustic lime, which serves to retain the water.

EXPERIMENT 98. — Mix alcohol and water in equal proportions, place the mixture in a glass retort, and distill until one half has passed over into the receiver. Inasmuch as alcohol boils at  $78.4^{\circ}$  and water at  $100^{\circ}$ , the distillate will be found to contain most of the alcohol, while the portion remaining in the retort will be mainly water. Now repeat the operation with the distillate, again distilling one half, and a still stronger alcohol will be obtained. This process, which is known as *fractional distillation*, is continually employed in the laboratory for separating liquids of different volatility. The most volatile liquids distill first, the least volatile remaining longest behind.

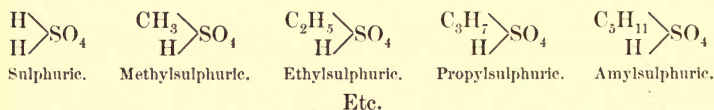
Pure alcohol is a colorless inflammable liquid of specific gravity .806. It boils at  $78.4^{\circ}$ , and freezes to a white solid at  $-130.5^{\circ}$ ; hence its use in thermometers intended for registering temperatures below the freezing point of mercury. It has a peculiar spirituous smell and a burning taste, and in the pure state is poisonous. In a diluted condition it is used as a stimulant, and it is the intoxicating principle of all wines, spirits, and malt liquors. Beer and ale contain from 4 to 7 per cent of alcohol; wine from 6 to 20 per cent; rum, brandy, and whisky from 40 to 50 per cent. The stronger commercial alcohol, or spirits of wine, contains from 50 per cent upward, and

is used as an antiseptic, as a burning fluid, as a solvent for gums and resins, in the manufacture of varnishes, perfumery, and medicinal preparations, and for a great variety of other practical purposes. To the chemist it is one of the most useful of chemical substances.

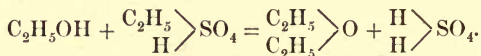
**Amyl Alcohol, etc.** — Amyl alcohol,  $C_5H_{11}OH$ , occurs as an impurity in spirits distilled from potatoes. It is commonly known as the chief constituent of a disagreeable mixture called fusel oil. When pure, amyl alcohol is a colorless liquid which boils at  $131^\circ$ , and has a peculiarly suffocating odor. It is used in the preparation of valeric acid and some of its ethers.<sup>1</sup>

Propyl alcohol,  $C_3H_7OH$ , and butyl alcohol,  $C_4H_9OH$ , lie between ethyl and amyl alcohols. Cetyl alcohol,  $C_{16}H_{33}OH$ , is a *solid* compound derived from spermaceti; and melissyl alcohol,  $C_{30}H_{61}OH$ , is one of the constituents of beeswax. Like the higher hydrocarbons of the methane series, the higher alcohols and their derivatives are solid.

**Ethylsulphuric Acid and Ether.** — When common alcohol is cautiously mixed with strong sulphuric acid, a compound known as ethylsulphuric acid is formed. This is the type of a series of acids, constituted as follows: —



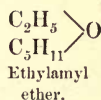
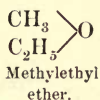
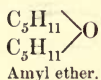
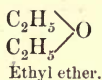
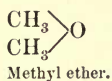
Heated with an additional quantity of alcohol, ethylsulphuric acid undergoes a further change, and ethyl oxide is formed. At the same time sulphuric acid is reproduced, ready to act upon a fresh portion of alcohol; thus: —



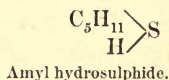
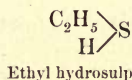
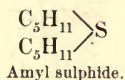
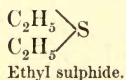
These reactions are applied on a large scale to the manufacture of ethyl oxide, which is commonly known as *ether*.

<sup>1</sup> See next chapter.

This is a colorless liquid of peculiar odor, specific gravity .74, and boiling point 34.5°. Its chief and important use as an anæsthetic, for preventing the pain of surgical operations, is well known. Allied to it are other ethereal oxides, which the subjoined formulæ may serve to illustrate:—



The fourth and fifth of these formulæ represent *mixed* ethers. Many such compounds are possible. Besides these there are similar bodies containing sulphur, most of which are liquids of exceedingly nauseous odor. Their derivation may be illustrated thus:—

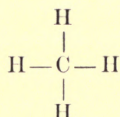


The hydrosulphides resemble the alcohols in structure, and are called mercaptans.

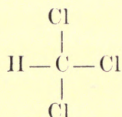
By the action of hydrochloric acid on the alcohols, the chlorides of the corresponding radicles may be produced. With bromine and iodine, in presence of a little phosphorus, the alcohols yield similar bromides and iodides. Methyl chloride,  $\text{CH}_3\text{Cl}$ , is a gas; but the other chlorides, bromides, and iodides of the commoner radicles of this series are volatile liquids resembling chloroform in odor. These compounds are often of use as steps in the preparation of others.

**Chloroform.**—When methyl or ethyl alcohol is heated with bleaching powder, chloroform is produced. This compound,  $\text{CHCl}_3$ , is a clear liquid of specific gravity 1.52, and an agreeable smell. It boils at 62°. Like ether, it is

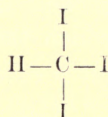
an important anæsthetic, but is less safe. Iodoform,  $\text{CHI}_3$ , is a yellow solid of some value in medicine. Both of these compounds are simple derivatives of methane : —



Methane.

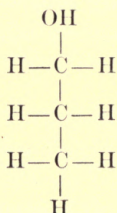


Chloroform.

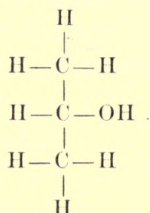


Iodoform.

**Secondary and Tertiary Compounds.** — Isomeric with the normal hydrocarbons of the methane series, and also with their derivatives, are series of *secondary* and *tertiary* substances whose consideration does not fall within the scope of this book. Thus there are two propyl alcohols : —



and



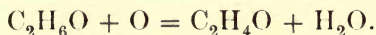
which differ in the position of the hydroxyl group, and also in their properties. The first is normal or primary propyl alcohol; the other is secondary or isopropyl alcohol. Similarly, there are four butyl alcohols, and as we ascend in the series, the number of isomers increases until very great complexity is reached. For details concerning these isomeric compounds, larger works upon organic chemistry may be consulted.



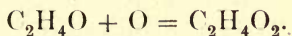
## CHAPTER XXXV

### THE FATTY ACIDS

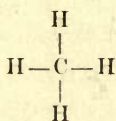
**Oxidation of Alcohols.** — By the action of oxidizing agents upon the foregoing alcohols, two new series of compounds may be obtained. The reactions, with any given alcohol, are as follows: First, two atoms of hydrogen are withdrawn, forming water, and leaving a compound called an aldehyde: —



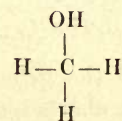
By further oxidation the aldehyde takes up an atom of oxygen, and an acid is produced: —



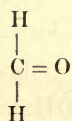
The relations of these sets of compounds to each other, and to the methane series, may be represented structurally: —



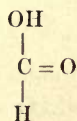
Methane.



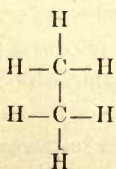
Methyl alcohol.



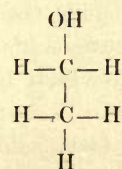
Formaldehyde.



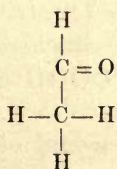
Formic acid.



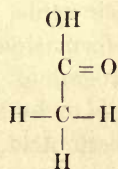
Ethane.



Ethyl alcohol.



Acetaldehyde.



Acetic acid.



**Aldehydes.** — Thus, corresponding to every hydrocarbon in the methane series, we have an alcohol, an aldehyde (*alcohol dehydrogenatum*), and an acid. The aldehydes are quite unstable bodies, and the one derived from common alcohol is the best known. It is a very volatile liquid, having a peculiar odor, which may be recognized whenever alcohol is dropped upon chromic acid. Formaldehyde,  $\text{CH}_2\text{O}$ , which corresponds to methyl alcohol, is an important germicide and disinfectant. The compound itself is a gas; but its forty per cent solution in water is sold commercially under the name of formalin.

**Serial Relations.** — The acids of this series are important. The lower members are volatile liquids, the higher, above  $\text{C}_{10}\text{H}_{20}\text{O}_2$ , are waxy or greasy solids. Inasmuch as some of them are essential constituents of fats and oils, the entire series has been named the fatty acids. The more important among them are the following: —

Formic acid,	$\text{CH}_2\text{O}_2$ ,	or $\text{HCOOH}$ .	Boils at $100^\circ$ .
Acetic acid,	$\text{C}_2\text{H}_4\text{O}_2$ ,	or $\text{CH}_3\text{COOH}$ .	Boils at $118^\circ$ .
Propionic acid,	$\text{C}_3\text{H}_6\text{O}_2$ ,	or $\text{C}_2\text{H}_5\text{COOH}$ .	Boils at $140^\circ$ .
Butyric acid,	$\text{C}_4\text{H}_8\text{O}_2$ ,	or $\text{C}_3\text{H}_7\text{COOH}$ .	Boils at $163^\circ$ .
Valeric acid,	$\text{C}_5\text{H}_{10}\text{O}_2$ ,	or $\text{C}_4\text{H}_9\text{COOH}$ .	Boils at $185^\circ$ .
Stearic acid,	$\text{C}_{18}\text{H}_{36}\text{O}_2$ ,	or $\text{C}_{17}\text{H}_{35}\text{COOH}$ .	Melts at $69^\circ$ .

In each of these acids we find the group  $\text{COOH}$ , or, in detail,  $\text{O} = \text{C} - \text{OH}$ , which is characteristic of organic acids. In monobasic acids like these, it occurs once; in dibasic acids, twice; in tribasic acids, three times, etc. In the formation of salts from these acids, it is only the hydrogen of the  $\text{COOH}$  group which is replaceable by metals or by bases.

**Acetic Acid.** — Several of the fatty acids are important, either by themselves or in their salts or ethers. Stearic,

margaric, and palmitic acids, are especially useful in fats, oils, and soaps, and will be considered in another chapter. Acetic acid, or vinegar, merits a detailed notice here. It is commonly prepared by the oxidation of dilute alcohol, such as cider, wine, or weak whisky. In cider and wine the alcoholic stage of fermentation is followed by an *acetous* stage, and the change from alcohol to acetic acid takes place without artificial assistance. This transformation of cider into vinegar is a matter of everyday observation; but only a small part of the vinegar in use is made in this way. On a large scale, very weak alcohol, such as the fermented mash from which spirit is to be distilled, is allowed to trickle slowly through large casks filled with wood shavings. The alcohol, diffused over the shavings, exposes a very large surface to the oxidizing action of the air, which latter enters the cask freely through holes in the sides, and escapes through other holes in the top. The oxidation from alcohol to acetic acid is thus effected much more rapidly than by the tedious process of fermentation which was previously referred to.

EXPERIMENT 99. — Distill a little vinegar from a glass retort. The distillate will be a weak acetic acid free from the impurities which gave the vinegar its color. Pure acetic acid may be prepared by distilling an acetate with sulphuric acid. A sulphate will be formed and acetic acid set free.

Perfectly pure acetic acid is a colorless liquid which solidifies to an icelike mass at  $17^{\circ}$ . It has the odor of vinegar to an increased degree, and has all the properties of a strong acid. Dissolve sodium or calcium carbonate in vinegar, and you will obtain, with vigorous effervescence, a solution of sodium or calcium acetate. Sodium acetate is a useful laboratory reagent; lead acetate is the well-known "sugar of lead"; copper acetate is "verdi-

gris." These salts (omitting water of crystallization) are formed from acetic acid by substitution of hydrogen, precisely as in the domain of inorganic chemistry. Thus:—

Acetic acid . . . . .	$C_2H_4O_2$ .
Sodium acetate . . . . .	$C_2H_3O_2Na$ .
Potassium acetate . . . . .	$C_2H_3O_2K$ .
Lead acetate . . . . .	$(C_2H_3O_2)_2Pb$ .
Copper acetate . . . . .	$(C_2H_3O_2)_2Cu$ .

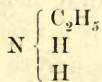
**Compound Ethers.**—With the alcohols of the methane series the fatty acids yield a large number of compound ethers. These are interesting, both because of their properties and on account of their bearing upon the subject of isomerism. Practically, several of them are made for use in the manufacture of flavoring extracts. For instance, ethyl butyrate has the taste and odor of pine-apples; amyl acetate affords a close imitation of bananas; amyl valerate is made as "apple-oil," etc. The peculiar flavors of many fruits are doubtless due to the existence, naturally formed, of some of these same ethers. Each ether is isomeric with one of the acids, and in some cases several ethers are isomeric with each other. The cause of the isomerism, however, is easily understood, as the following formulæ for the compounds  $C_7H_{14}O_2$  will show:—

Enanthic acid, $C_6H_{13}$ , $COOH$	$= C_7H_{14}O_2$ .
Hexyl formate, $C_6H_{13}$ , $CHO_2$	$= C_7H_{14}O_2$ .
Amyl acetate, $C_5H_{11}$ , $C_2H_3O_2$	$= C_7H_{14}O_2$ .
Butyl propionate, $C_4H_9$ , $C_3H_5O_2$	$= C_7H_{14}O_2$ .
Propyl butyrate, $C_3H_7$ , $C_4H_7O_2$	$= C_7H_{14}O_2$ .
Ethyl valerate, $C_2H_5$ , $C_5H_9O_2$	$= C_7H_{14}O_2$ .
Methyl caproate, $CH_3$ , $C_6H_{11}O_2$	$= C_7H_{14}O_2$ .

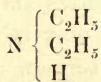
In these ethers the hydrocarbon radicles replace hydrogen atoms exactly as if they were univalent metals. If

the first compound in the column, which is an acid, is treated with a solution of caustic soda, its sodium salt is formed and water is set free. The second compound, similarly treated, would give sodium formate and hexyl alcohol; the third, sodium acetate and amyl alcohol; the fourth, sodium propionate and butyl alcohol, etc. So then, although the seven compounds have the same percentage composition and molecular weight, it is easy to demonstrate experimentally that they differ in chemical structure, and to show wherein the differences lie. Some cases of isomerism are less easily explained; but all are explainable in some such general way.

**Acetyl Compounds.** — If from acetic acid,  $C_2H_4O_2$ , we withdraw a hydroxyl group,  $OH$ , a compound radicle called acetyl,  $C_2H_3O$ , will remain. This radicle does not exist in the free state, but some of its compounds are interesting. Thus, it forms a chloride,  $C_2H_3OCl$ , which is well known, and several *amides*. These resemble the *amines*, with this difference, that whereas in the latter compounds the hydrogen of ammonia is replaced by basic or positive radicles, in the amides the replacement is effected by acid or negative groups. Thus:—



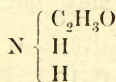
Ethylamine.



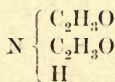
Diethylamine.



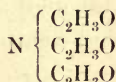
Triethylamine.



Acetamide.



Diacetamide.



Triacetamide.

From the other acids of the series, by withdrawal of hydroxyl, other acid radicles are formed; and these have

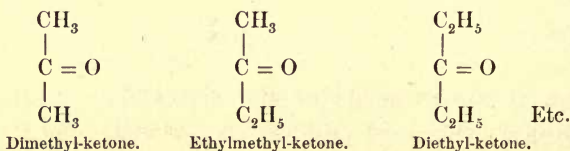
properties similar to acetyl. The amines are all strong bases, the amides are neutral or acid.

**Substitution Derivatives.** — By the action of chlorine upon acetic acid, three substitution acids may be obtained. All are strong acids, and yield important derivatives :—

$C_2H_4O_2$	. . . . .	acetic acid.
$C_2H_3ClO_2$	. . . . .	monochloroacetic acid.
$C_2H_2Cl_2O_2$	. . . . .	dichloroacetic acid.
$C_2HCl_3O_2$	. . . . .	trichloroacetic acid.

The fourth atom of hydrogen belongs to the COOH group, and, although replaceable by metals, cannot be replaced by chlorine. This fact adds to the proof that it is differently combined from the others. Just as aldehyde is related to acetic acid, so also there is a trichloraldehyde related to trichloroacetic acid. It is a liquid of formula  $C_2HCl_3O$ , and is more briefly known as chloral. It combines with water to form a solid crystalline hydrate which is much used in medicine for producing quiet sleep.

**Ketones.** — One other compound may be noticed here as the type of an important class. Whenever an acetate is subjected to dry distillation, a volatile liquid called *acetone* is formed. This compound,  $C_3H_6O$ , is the first of a large series, members of which may be obtained by a variety of reactions. They are all known as *ketones*, and are structurally formed by the union of two univalent radicles with bivalent carbonyl, CO. Acetone may be called dimethyl-ketone :—





The ketones are isomeric with the aldehydes, but have entirely different constitution.

There are also secondary, tertiary, etc., acids, aldehydes, ketones, amines, and amides, corresponding to the paraffins and alcohols of similar character; but their description would be out of place here. The number of possible isomerisms in this series of compounds is almost infinite.

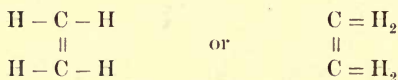
## CHAPTER XXXVI

### THE OLEFINES

**Serial Relations.** — The  $C_nH_{2n}$  series of hydrocarbons is known as the olefine series, from “olefiant gas” or ethylene, its first member. Some of its relations to the methane series and to the alcohol radicles are indicated in the following formulæ and the accompanying nomenclature: —

$C_nH_{2n+2}$	<i>Alc. radicles.</i> <sup>1</sup>	$C_nH_{2n}$
CH <sub>4</sub> , methane.	CH <sub>3</sub> , methyl.	CH <sub>2</sub> , methylene. <sup>1</sup>
C <sub>2</sub> H <sub>6</sub> , ethane.	C <sub>2</sub> H <sub>5</sub> , ethyl.	C <sub>2</sub> H <sub>4</sub> , ethylene.
C <sub>3</sub> H <sub>8</sub> , propane.	C <sub>3</sub> H <sub>7</sub> , propyl.	C <sub>3</sub> H <sub>6</sub> , propylene.
C <sub>4</sub> H <sub>10</sub> , butane.	C <sub>4</sub> H <sub>9</sub> , butyl.	C <sub>4</sub> H <sub>8</sub> , butylene.
C <sub>5</sub> H <sub>12</sub> , pentane.	C <sub>5</sub> H <sub>11</sub> , amyl.	C <sub>5</sub> H <sub>10</sub> , amylene.
C <sub>6</sub> H <sub>14</sub> , hexane.	C <sub>6</sub> H <sub>13</sub> , hexyl.	C <sub>6</sub> H <sub>12</sub> , hexylene.
C <sub>7</sub> H <sub>16</sub> , heptane,	C <sub>7</sub> H <sub>15</sub> , heptyl.	C <sub>7</sub> H <sub>14</sub> , heptylene.
C <sub>8</sub> H <sub>18</sub> , octane.	C <sub>8</sub> H <sub>17</sub> , octyl.	C <sub>8</sub> H <sub>16</sub> , octylene, etc.

The most important one of these olefines is ethylene, which has already been described as a constituent of coal gas. In it the two carbon atoms are united by a double bond of affinity, as shown in the subjoined formulæ. The second formula is merely a convenient abbreviation of the first.



<sup>1</sup> Known only in compounds; they cannot exist in the free state.

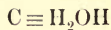
**The Olefines.** — These olefines all behave as if they were bivalent radicles. Each one unites with two chlorine atoms to form a chloride, one oxygen atom to form an oxide, etc. They also take up two hydroxyl groups to form a series of alcohols, which are somewhat better known as glycols. In all these derivatives, however, the carbon atoms are united by a single bond only, the other bond, which is fixed in the hydrocarbons themselves, being released to new uses. Thus : —



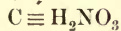
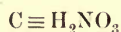
Ethylene.



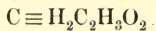
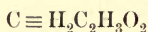
Ethylene chloride.



Ethylene alcohol.



Ethylene nitrate.



Ethylene acetate.



Ethylene oxide.

By the action of oxidizing agents the alcohols of the olefine series, like the alcohols of the methane series, yield acids. Only, instead of a single set of acids, each glycol yields two such derivatives. Thus : —



Ethylene alcohol.



Glycollic acid.



Oxalic acid.

Glycollic acid and its homologues, having but one COOH group, are monobasic; the acids of the oxalic series, on the other hand, are bibasic : —

Potassium  
glycollate.Hydrogen potas-  
sium oxalate.Neutral potas-  
sium oxalate.

Some of these acids and their derivatives are compounds of very great importance. In the glycollic series, for instance, we find lactic acid, which is the acid of sour milk; while from oxalic acid the more important acids of various natural fruits may be rationally derived.

**Lactic Acid.** — Lactic acid,  $C_3H_6O_3$ , may be regarded as derived from glycollic acid,  $C_2H_4O_3$ , by the addition of  $CH_2$ . In reality, an atom of hydrogen in glycollic acid is replaced by a methyl group,  $CH_3$ . This is equivalent to adding  $CH_2$ , and all homologous series, either of hydrocarbons or of their derivatives, are built up by this process of substitution. Lactic acid is a sirupy liquid, having a specific gravity of 1.215, and is easily decomposed by heat. It may be formed synthetically, but it is generally prepared from sour milk. When the latter is used in cookery, the free acid is neutralized by sodium bicarbonate, and a soluble lactate of sodium is produced. Several of the lactates are used medicinally, and all of them are soluble in water.

**Oxalic Acid.** — Oxalic acid,  $H_2C_2O_4$ , is found in the juice of certain plants, such as the sorrel and rhubarb. It may be prepared synthetically by a variety of methods, but on a commercial scale only two processes are used. One of these may be verified experimentally: —

EXPERIMENT 100. — Pour strong nitric acid over a few grams of white sugar contained in a large flask or beaker. When the action has ceased, and red fumes are no longer given off, evaporate the liquid to a small bulk. On cooling, oxalic acid will crystallize out. Starch may be used instead of sugar.

The second process, which is cheaper, and which of late years has quite supplanted the first, is as follows: When sawdust is heated with caustic potash, potassium oxalate is formed. This, treated with milk of lime, yields an

insoluble calcium oxalate. The latter, treated with sulphuric acid, gives calcium sulphate, while oxalic acid is set free, and may be purified by recrystallization.

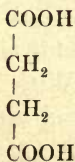
Oxalic acid is readily soluble, and crystallizes with two molecules of water in prisms which resemble Epsom salt. It is intensely sour, a very strong acid, and quite poisonous. Chalk or magnesia, suspended in water, neutralizes the acid, and is a good antidote in cases of poisoning. In the household, oxalic acid is often used for removing ink stains or iron rust from linen or clothing. As, however, the acid attacks the fiber of the cloth, it should be washed out as soon as it has produced the desired bleaching effect. The oxalic acid which was made in Experiment 100 may be used for verifying its solvent property, either upon a rag spotted with ink or upon a sheet of written paper. On a large scale, oxalic acid is used by calico printers as a means of discharging certain colors.

Oxalic acid is the first term of a long homologous series. The second term, malonic acid,  $C_3H_4O_4$ , is unimportant; but the third member, succinic acid,  $C_4H_6O_4$ , is interesting. This acid is obtained from amber, and is noteworthy on account of its structural relations to two fruit acids, malic and tartaric.

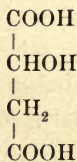
Succinic acid,  $C_4H_6O_4$ .

Malic acid,  $C_4H_6O_5$ .

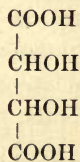
Tartaric acid,  $C_4H_6O_6$ .



Succinic acid.



Malic acid.



Tartaric acid.

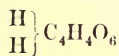


**Malic Acid.** — Malic acid is the acid of apples, pears, etc. It is a white, crystalline body, which may be derived from succinic acid by artificial means, but is more cheaply prepared from mountain-ash berries.

**Tartaric Acid.** — Tartaric acid is the acid of grapes, and has considerable practical importance. During the fermentation of wine its potassium salt is deposited in an impure condition on the sides of the wine casks, and from this crude *tartar* the acid itself may be obtained. It has also been prepared synthetically from succinic acid.

Tartaric acid occurs in white crystals,<sup>1</sup> having an intensely sour taste. It is readily soluble in water, and its solution effervesces strongly with carbonates. In Seidlitz and Rochelle powders it forms the contents of the smaller papers, while the other papers contain a mixture of sodium hydrogen carbonate and a tartrate known as Rochelle salt. The acid is also used in the preparation of a variety of effervescent drinks, and by calico printers as a discharge for certain mordants.

There are two sets of tartrates, a neutral and an acid series, and some of these salts are practically important. They may be represented in their relations to the acid by condensed formulæ like the following: —



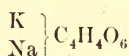
Tartaric acid.



Hydrogen potassium tartrate.



Potassium tartrate.

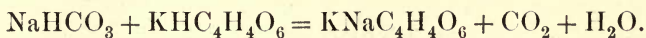


Rochelle salt.

**Cream of Tartar.** — The acid potassium tartrate is the well-known cream of tartar, which is much used in cookery and as an ingredient of baking powders. With a few exceptions, the latter preparations are simply mixtures of

<sup>1</sup> Commercial tartaric acid occurs oftener as a white powder than in the form of crystals.

cream of tartar with sodium hydrogen carbonate, and when they are acted upon by the moisture of dough, the following reaction takes place:—



The carbonic-acid bubbles, escaping, render the bread or cakes light; the double tartrate, Rochelle salt, remains behind.

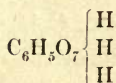
**Tartar Emetic.**—Several other tartrates are used in medicine, and one of them, tartar emetic, is particularly important. It is a double salt containing potassium and antimony, and is best represented by the formula

$\text{Sb} \begin{array}{l} \diagup \text{C}_4\text{H}_4\text{O}_6 \\ \diagdown \text{O} - \text{K} \end{array}$ ; which is a salt of tartryl-antimonious acid,

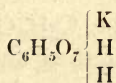
$\text{Sb} \begin{array}{l} \diagup \text{C}_4\text{H}_4\text{O}_6 \\ \diagdown \text{OH} \end{array}$ . The acid is known by itself, and has peculiar properties.

The salt is a powerful emetic, and in large doses is poisonous.

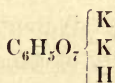
**Citric Acid.**—One other fruit acid, although not derived from the foregoing acids, may fairly be described here. Citric acid,  $\text{C}_6\text{H}_8\text{O}_7$ , is found in oranges and lemons, and, with malic acid, in such fruits as the currant and gooseberry. It forms white, soluble crystals, which contain three COOH groups, and therefore three atoms of replaceable hydrogen. Hence it can form various salts, thus:—



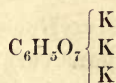
Citric acid.



Monopotassium citrate.



Dipotassium citrate.



Tripotassium citrate.

Etc.

## CHAPTER XXXVII

### GLYCERIN AND THE FATS

**Preliminary Statement.** — In preceding chapters we have become acquainted with two classes of alcohols, derived from univalent and bivalent hydrocarbon radicles respectively. These alcohols, we have seen, are simply hydroxides, which, though very different in their outward properties, may be compared as to structure with the hydroxides of the metals. Still other series of alcohols are known, some of which correspond to radicles of higher valency; and these we may compare with inorganic hydroxides, thus: —

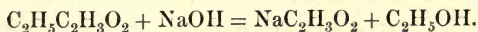
I	II	III	IV
KOH.	$\text{Ca}(\text{OH})_2$ .	$\text{Bi}(\text{OH})_3$ .	$\text{Si}(\text{OH})_4$ .
$\text{CH}_3\text{OH}$ .	$\text{C}_2\text{H}_4(\text{OH})_2$ .	$\text{C}_3\text{H}_5(\text{OH})_3$ .	$\text{C}_4\text{H}_6(\text{OH})_4$ .

There is also an alcohol, *mannite*, which is derived from a sexivalent radicle. Its formula is  $\text{C}_6\text{H}_8(\text{OH})_6$ ; but its description, as well as that of the compound cited in the fourth column above, *erythrite*, must be looked for in some of the larger treatises upon organic chemistry.

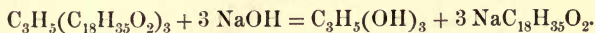
**Glycerin.** — The trivalent alcohol  $\text{C}_3\text{H}_5(\text{OH})_3$ , or  $\text{C}_3\text{H}_8\text{O}_3$ , is, however, a body of great practical and theoretical importance. It is commonly known as glycerin; and from it all the natural fats and fatty oils are systematically derived.

In Chapter XXXV it was shown that when a compound ether is treated with caustic alkalies it is decomposed, an

alcohol being set free and an alkaline salt formed. For example, ethyl acetate and caustic soda yield sodium acetate and ethyl alcohol, as follows:—



Now, the natural fats are simply ethers corresponding to glycerin, and they may be decomposed in precisely the same way. If we take stearin, which is a tristearate of glyceryl,  $\text{C}_3\text{H}_5$ , sodium stearate will be formed and glycerin will be liberated.



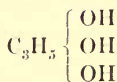
This method of decomposition is known as saponification, from the fact that the alkaline salts produced by it are ordinary soaps.

On a large scale, glycerin is prepared either by saponifying a fat or oil with lime or lead oxide, which yield insoluble calcium or lead soaps and set the glycerin free, or else by acting on fats under great pressures with superheated steam. The latter process readily decomposes a fat, and separates it at once into glycerin and an acid in such a way that both products are immediately recoverable. In the preparation of stearic acid this method of decomposition is practically applied, and both glycerin and the acid are saved. The latter is used in the manufacture of candles.

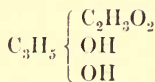
Glycerin is a colorless, sirupy liquid, of specific gravity 1.28. It solidifies at low temperatures, and distills, with partial decomposition, at  $275^\circ$ – $280^\circ$ . It distills more perfectly in a vacuum. It has a very sweet taste, and mixes readily in all proportions with water and alcohol. It has a great variety of uses, as a solvent or as a lubricator, and its household application to chapped lips or hands is uni-

versally familiar. With feeble oxidizing agents it yields glyceric acid,  $C_3H_6O_4$ .

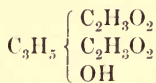
**Ethers of Glycerin.** — The ethers derived from glycerin are numerous, and, at first sight, complicated. Since the alcohol itself is derived from a trivalent radicle, and has three hydroxyl groups, it follows that with any given monobasic acid it may form at least three derivatives. Thus, with acetic acid,  $HC_2H_3O_2$ , glycerin yields three ethers, to which are given the names written below the subjoined formulæ: —



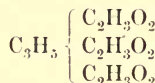
Glycerin.



Monoacetin.

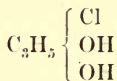


Diacetin.

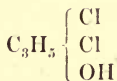


Triacetin.

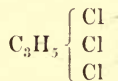
With hydrochloric acid three compounds are obtained, namely: —



Chlorhydrin.



Dichlorhydrin.

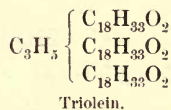
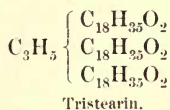
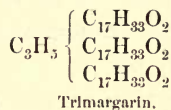
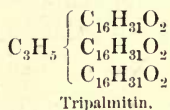


Trichlorhydrin.

**Fats and Oils.** — In fats and oils we generally encounter the triple ethers of stearic, margaric, palmitic, or oleic acids. Stearic, margaric, and palmitic acids belong to the regular fatty series, oleic acid stands in another group. Stearic acid is the chief acid in beef suet, and has the formula  $C_{18}H_{36}O_2$ ; margaric acid is one step lower in the series; and palmitic acid,  $C_{16}H_{32}O_2$ , is derived both from animal fats and from palm oil. Oleic acid,  $C_{18}H_{34}O_2$ , is



found in olive oil and in several other fatty substances. All these fats and oils may be represented by the subjoined formulæ : —

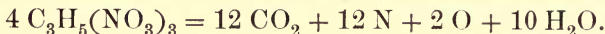


They are commonly called by the briefer names of palmitin, margarin, stearin, and olein, respectively. The more stearin a natural fat contains, the more solid it is; the fluid or pasty fats are richer in olein. Other glycerin ethers are often found, but they need no full description here.

**Soap.** — Soap is a mixture of the alkaline salts of the foregoing acids, and is prepared by the direct action of caustic soda or potash upon fats. A soap which contains mostly soda salts and little of the oleate is a hard soap; potash soaps, or soaps containing much oleic acid, are soft soaps. Sometimes, in making cheap soaps, rosin is added; and in some cases, a solution of sodium silicate, or water glass, is also used. A pure soap is completely soluble in alcohol. All soaps contain a considerable quantity of water.

**Nitroglycerin.** — When glycerin is treated with a mixture of strong nitric and sulphuric acids, an ether is formed which is commonly known as nitroglycerin. This trinitrin, as it is more properly named, is a yellow, oily liquid having the formula  $\text{C}_3\text{H}_5(\text{NO}_3)_3$ , and possesses extraordinary explosive properties. When kindled by a flame,

it burns rather quietly; but when struck by a hammer, or ignited by a percussion cap, it explodes with terrific violence. This explosion is simply a sudden decomposition, one effect of which is to develop instantaneously a very large volume of gas, in accordance with the following equation:—



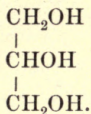
Dynamite and several other explosive agents much used in blasting are mixtures of nitroglycerin with silica, fine sand, sawdust, or some other solid powder. The oil itself is also used directly as an explosive. Nitroglycerin is a substance which should be handled with extreme care, for it is not only explosive but also very poisonous. A single drop placed on the tongue will produce intense headache; and similar discomfort may arise from mere contact of the liquid with the fingers.

**Acrolein.**—When glycerin or any fat is heated to the point at which decomposition begins, acrid vapors are given off. These are produced by a substance called acrolein, the odor of which may be recognized in the unpleasant fumes emitted from the wick of an imperfectly quenched candle. Its formula is  $\text{C}_3\text{H}_4\text{O}$ , and it is the aldehyde corresponding to allyl alcohol and acrylic acid. These three compounds are related to each other in the same way as are common alcohol, aldehyde, and acetic acid, as the subjoined formulæ will show:—

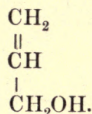
Ethyl alcohol, $\text{C}_2\text{H}_6\text{O}$ .	Aldehyde, $\text{C}_2\text{H}_4\text{O}$ .	Acetic acid, $\text{C}_2\text{H}_4\text{O}_2$ .
Allyl alcohol, $\text{C}_3\text{H}_6\text{O}$ .	Acrolein, $\text{C}_3\text{H}_4\text{O}$ .	Acrylic acid, $\text{C}_3\text{H}_4\text{O}_2$ .

**Allyl Alcohol.**—Allyl alcohol,  $\text{C}_3\text{H}_5\text{OH}$ , is interesting in several ways. It is the hydroxide of a univalent radicle,  $\text{C}_3\text{H}_5$ , which is isomeric with the trivalent radicle of glycerin. These two radicles

differ in structure, however, as the following formulæ for the alcohols indicate :—



Glycerin.



Allyl alcohol.

A good many derivatives of allyl are known, and some of them are important. Allyl sulphide,  $(\text{C}_3\text{H}_5)_2\text{S}$ , is the natural oil to which garlic owes its odor ; and allyl sulphocyanate,  $\text{C}_3\text{H}_5\text{CNS}$ , is the oil of mustard. The radish, horse-radish, etc., also owe their pungency to organic compounds of sulphur.

## CHAPTER XXXVIII

### THE CARBOHYDRATES

**Preliminary Statement.** — In sugar, starch, and a number of allied compounds, the hydrogen and oxygen are combined in just the proportions necessary to form water. By reagents having very strong affinity for water this hydrogen and oxygen may be removed, and charcoal is left behind. For instance, strong sulphuric acid reacts in this manner upon either sugar or starch, as the pupil may easily discover by experiment. Hence the term *carbohydrates*, or hydrates of carbon, has been adopted as a convenient general name for this class of substances, notwithstanding the fact that it is misleading as to their real chemical structure.

Although a large number of carbohydrates are known, the more important of them may be classed in three groups under three simple formulæ, each formula representing numerous isomers. These groups are known as the *sucroses*, or sugars proper; the *glucoses*; and the *amyloses*, or starches and gums:—

<i>Sucroses.</i>	<i>Glucoses.</i>	<i>Amyloses.</i>
$C_{12}H_{22}O_{11}$ .	$C_6H_{12}O_6$	$C_6H_{10}O_5$ .
Cane sugar.	Grape sugar.	Starch.
Milk sugar.	Levulose.	Dextrin.
Maltose.	Etc.	Gum.
Etc.		Cellulose, etc.

**Cane Sugar.** — Cane sugar, or sucrose,  $C_{12}H_{22}O_{11}$ , is found in the sap of many plants, such as the sugar cane,



sorghum, Indian corn, beet, sugar maple, etc. From all these sources, and perhaps from others, it may be profitably extracted; but sugar cane and beet are the most important. Maple sugar is distinctively an American product; and sorghum molasses or sirup is also extensively made.

In the extraction of sugar from sugar cane the latter is first crushed between heavy iron rollers so as to express the juice. To the latter a little lime is immediately added, to neutralize certain vegetable acids and to precipitate certain fermentable or decomposable impurities. The liquid is next heated to boiling, carefully skimmed, evaporated in copper pans to near the crystallizing point, and filtered through bags of cotton or linen. On cooling, a crystalline mass of moist brown sugar is deposited; and the remaining sirup, upon further evaporation, yields still more. When the second crop of crystals has been removed, a dark, thick molasses, rich in uncrystallized sugar, remains behind. This is either sent into market as it is, or else fermented and distilled into rum.

Brown sugar owes its color to organic impurities, which are removed by the following process of refining. The sugar, dissolved in very little water, is first heated in a copper pan. Albumen, generally in the form of blood, is then added, which, coagulating, carries down the impurities of the sugar in a sort of dense clot. The liquid is next heated to the boiling point with a little animal charcoal, and, after running through a charcoal filter, is concentrated to the point of crystallization. This concentration is now generally effected in a vacuum pan. Finally, the purified sugar is drained of adhering sirup and dried.

Pure sugar is a white, crystalline solid, of specific grav-

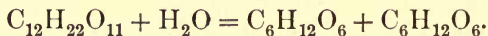


ity 1.59. It melts at  $160^{\circ}$ , forming the amber-colored mass known as barley candy. At higher temperatures it turns brown, loses water, and is converted into a substance called *caramel*, which is somewhat used for coloring alcoholic liquors. In rock candy, sugar is highly crystallized; in granulated sugar the crystals are small and separate; in loaf or lump sugar the crystalline character is evident throughout the mass. In all of these forms sugar is easily soluble, and very sweet. If a sample of commercial sugar fails to dissolve completely in hot water, the insoluble residue may be regarded as evidence of adulteration.

Chemically considered, sugar is the alcohol of an octad radicle. Its eight hydroxyl groups may be replaced by eight  $\text{NO}_3$  groups, to form an explosive octonitrate, or by eight acetic groups to produce an octoacetate.

**Lactose.**—Lactose, or milk sugar, is obtained from the whey of milk, and is isomeric with sucrose. It forms hard, white crystals, which grit between the teeth, and are less sweet than cane sugar. They contain one molecule of water of crystallization, so that their formula is written  $\text{C}_{12}\text{H}_{22}\text{O}_{11}, \text{H}_2\text{O}$ . Lactose is used in preparing the little globules of the homœopathic pharmacy. Several other isomers of sucrose and lactose are known.

**Glucose.**—Cane sugar itself does not undergo fermentation, but by the action of yeast is converted into a mixture of two glucoses, both of which ferment readily. In this transformation it takes up one molecule of water, so that the whole change may be written out as follows:—



One of these glucoses is termed dextrose or grape sugar; the other is called levulose or fruit sugar. The latter is the more readily soluble of the two, and is uncrystallizable. Dextrose, together with sucrose, occurs in many

fruits ; with levulose it is found in fruits and in honey. Commercial glucose is commonly a mixture of both substances.

On a large scale, glucose is made by the action of very dilute sulphuric acid upon starch.

EXPERIMENT 101. — Add one cubic centimeter of strong sulphuric acid to one hundred cubic centimeters of water, and heat in a flask to boiling. Mix two grams of starch to a thin paste with water, and pour it very slowly into the acid, so as not to check the boiling. Continue to boil for about three hours, and then add powdered chalk until all free acid has been neutralized. Filter off the insoluble calcium sulphate thus formed, and evaporate the filtrate to the consistency of a thick sirup. The latter will be sweet, and will deposit crystals of glucose if left standing. By essentially this process immense quantities of glucose are now made from the starch of Indian corn. The product is cheaper than cane sugar, though less sweet, and is largely used to adulterate sugars and sirups, in the manufacture of candies, by brewers for modifying the quality of beer, and for a variety of other more legitimate purposes.

**Starch.** — Starch, which has the formula  $C_6H_{10}O_5$  or some multiple thereof, is found in all grains, in such vegetables as the potato, in unripe fruits, and to a greater or less extent throughout the whole plant kingdom.



FIG. 52. — Starch Granules, Magnified.

Beans, peas, and rice are especially rich in it ; sago and tapioca are varieties of it ; and, in short, the nutritive value of nearly all vegetables depends in great part upon the amount of starch which they contain. Pure starch is

prepared chiefly from wheat flour or from potatoes. It consists of a white powder made up of microscopic granules (Fig. 52), which are insoluble in water. If heated with water to above  $60^{\circ}$ , however, they burst, and form the jellylike starch paste which is so familiar to the housekeeper. With iodine starch forms a blue compound; and by this reaction it may be distinguished from all isomers.<sup>1</sup>

**Dextrin.** — By heating to about  $205^{\circ}$  starch is converted into an isomeric compound, dextrin. This substance is soluble in water, yielding a gummy solution which is applied to the backs of postage stamps and used for other similar purposes. Dextrin is largely manufactured under the name of "British gum." Most of the natural gums are isomers of starch and dextrin. Gum arabic, however, is a mixture of the potassium and calcium salts of arabic acid,  $(C_6H_{10}O_5)_2$ . Pectin, which is found in most fruits, and which enables their juice to form jellies, is allied to the gums and starches; but its exact character is not yet definitely understood.

**Cellulose.** — Cellulose,  $(C_6H_{10}O_5)_3$ , is the substance which chiefly constitutes all vegetable fiber. Wood consists mainly of cellulose, and cotton is cellulose practically pure. By sulphuric acid cellulose may be converted into glucose; and the latter may be made from old rags, or even from sawdust.

**Gun Cotton.** — When cellulose is treated with a mixture of strong nitric and sulphuric acids it is transformed into nitrocellulose or pyroxylin. This compound,  $C_6H_7(NO_2)_3O_5$ , is commonly known as gun cotton, and is

<sup>1</sup> The pupil may profitably apply this test for starch to flour, rice, bread, potatoes, etc. Boil each article with a little water, and then add a drop of tincture of iodine.

remarkable for its explosive properties. Outwardly, by the change from cotton to gun cotton, the vegetable fiber remains the same ; and it may be spun into thread, woven into cloth, or made into paper, the same as before. It explodes, however, either by percussion or upon the touch of a flame, more violently than gunpowder ; and it is used as an explosive agent.

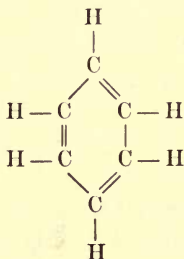
Gun cotton dissolves easily in a mixture of alcohol and ether, forming a solution which is known as collodion. This liquid evaporates rapidly, leaving a film of gun cotton behind ; and it is used for a variety of surgical purposes and for photography. The latter use was described in a previous chapter ; its surgical value is due to its power of covering raw or inflamed surfaces, as in the case of scalds and burns, with a sort of artificial skin, and thereby protecting them from contact with the air.

## CHAPTER XXXIX

### THE BENZENE DERIVATIVES

**Benzene.** — Benzene,<sup>1</sup>  $C_6H_6$ , is a hydrocarbon of remarkable interest. It has been prepared by synthesis from acetylene,  $C_2H_2$ , and by other methods; it is chiefly obtained from coal tar. The benzene is purified by several distillations, and forms a colorless liquid, lighter than water, and having an odor resembling coal gas. It boils at  $80^\circ$ , and solidifies at  $3^\circ$ , and is highly inflammable.

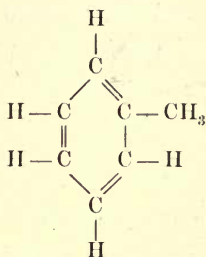
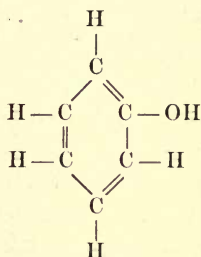
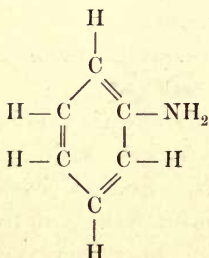
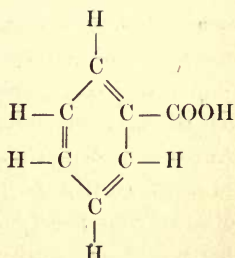
Benzene is chiefly useful in the preparation of its derivatives; and these are of the highest importance. They are all derived from benzene by the substitution of other elements or radicles for the hydrogen, while the six carbon atoms remain as a permanent nucleus. These are supposed to be arranged in the form of a ring or closed chain, each having three bonds of affinity satisfied. Thus, each carbon atom is still able to hold one hydrogen atom: —



<sup>1</sup> Often called *benzol*. The *benzine* of the shops is usually a mixture of volatile hydrocarbons of the  $C_nH_{2n+2}$  series. It is obtained from petroleum, and is very different from benzene proper.



Other structural formulæ are possible for benzene, but this one is, on the whole, the most satisfactory. From it the formulæ of the benzene derivatives are easily deduced, as a few examples will indicate :—

Methyl-benzene,  $\text{C}_7\text{H}_8$ .Phenol,  $\text{C}_6\text{H}_7\text{O}$ .Aniline,  $\text{C}_6\text{H}_7\text{N}$ .Benzoic acid,  $\text{C}_7\text{H}_6\text{O}_2$ .

Since every hydrogen atom in benzene is thus replaceable, the possible number of benzene derivatives is almost infinite. Thousands of them are actually known; hundreds are discovered every year. Only a few of the more striking and useful can be described in this treatise.

**Phenol.**—Phenol,  $\text{C}_6\text{H}_5\text{OH}$ , commonly called carbolic acid,<sup>1</sup> is a compound of great value as an antiseptic. It is chiefly obtained from coal tar by a process of distillation, and forms white, deliquescent crystals which melt at  $39.5^\circ$  and boil at  $182^\circ$ . Commercial phenol generally has

<sup>1</sup> It is not a true acid, however.

a reddish tinge, due to impurities. It has a smoky odor and a burning taste, and is much used in medicine and surgery for disinfecting sick rooms, for preventing gangrene in wounds, etc. It is highly poisonous.

**Picric Acid.** — By the action of strong nitric acid upon phenol the latter is converted into trinitrophenol or picric acid,  $C_6H_2(NO_2)_3OH$ . This substance occurs in yellow, intensely bitter crystals, which are used for giving a yellow color to silk. The picrates are salts which explode violently by percussion, and some of them have been used in gunnery and in submarine torpedoes.

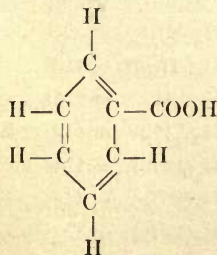
**Nitrobenzene.** — When nitric acid acts on benzene directly, nitrobenzene,  $C_6H_5NO_2$ , is produced. This is a volatile liquid, having an odor like that of bitter almonds. Although somewhat poisonous, it is used in the manufacture of cheap flavoring essences and in perfumery. Three isomeric dinitrobenzenes,  $C_6H_4(NO_2)_2$ , all solid, are also known.

**Aniline.** — When nitrobenzene is mixed with iron filings and dilute sulphuric acid, the nascent hydrogen evolved from the two latter substances reduces it to amidobenzene,<sup>1</sup> or aniline,  $C_6H_5NH_2$ . This compound is sometimes called phenylamine, the group  $C_6H_5$  being frequently known as phenyl. Aniline is an oily liquid of specific gravity 1.036, which boils at  $181^\circ$ , and has a peculiar, soapy, disagreeable odor. It is a powerful base, and unites with nearly all acids to form highly crystalline salts. With oxidizing agents it yields a great variety of derivatives; and some of these are among our most valuable and brilliant dyes. Nearly all the gorgeous colors now used in silks and satins are prepared indirectly from the

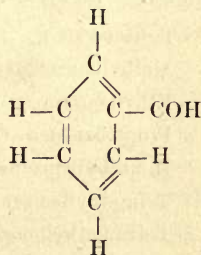
<sup>1</sup> Compounds containing the group  $NH_2$  are called "amido compounds." Many other nitro compounds (containing  $NO_2$ ) are similarly reducible by hydrogen.

hydrocarbons of coal tar. Some of them are salts of a complex base, rosaniline,  $C_{20}H_{19}N_3$ ; which, though colorless itself, yields compounds of marvelous beauty. For example, rosaniline combines with hydrochloric acid to form the color known as magenta. This substance, in the solid state, forms crystals of a rich, metallic, beetle-green color, which yield with alcohol a solution of a magnificent red. Other reds, purples, violets, yellows, blues, greens, and a very stable black are also found among the derivatives of aniline. Before 1858 coal tar was almost worthless; to-day whole industries depend upon it.

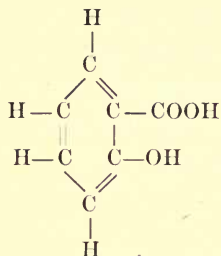
**Acids and Aldehydes derived from Benzene.** — In some of the preceding chapters we have studied the relations of certain alcohols to derivatives known as acids and as aldehydes. In all aldehydes the group  $H - C = O$  occurs, and in all acids we find the more complex group  $O - H - C = O$ . In each of these groups one carbon bond is free, by means of which other groups can be chemically held in union; and whenever we find in any compound either group, that compound will have the properties of an acid or an aldehyde as the case may be. Among the benzene derivatives we meet many compounds illustrating these principles, and a few formulæ will make the subject clear: —



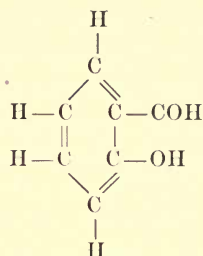
Benzole acid.



Benzaldehyde.



Salicylic acid.



Salicyl aldehyde.

These substances are of some importance. Benzoic acid is obtained from gum benzoin, and is of some use in medicine; benzaldehyde is the well-known fragrant oil of bitter almonds; salicyl aldehyde is the odoriferous principle of the meadow-sweet spiræa; and salicylic acid, which is now made synthetically from phenol, is a very important remedy in the treatment of rheumatic disorders. Sodium salicylate is often used instead of the acid. Salicylic acid is also sometimes employed as an antiseptic for the preservation of food; but this use of it is decidedly objectionable. Methyl salicylate is the natural oil of the wintergreen or checkerberry.

**Homologues of Benzene.**—When the hydrogen of benzene is replaced by a radicle of the methyl series, new hydrocarbons, homologous with benzene itself, are produced. Thus, for example, we have:—

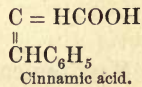
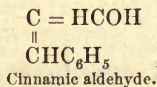
Benzene . . . . .	$\text{C}_6\text{H}_6$ .
Methylbenzene . . . . .	$\text{C}_6\text{H}_5\text{CH}_3$ , or $\text{C}_7\text{H}_8$ .
Ethylbenzene . . . . .	$\text{C}_6\text{H}_5\text{C}_2\text{H}_5$ , or $\text{C}_8\text{H}_{10}$ .
Propylbenzene . . . . .	$\text{C}_6\text{H}_5\text{C}_3\text{H}_7$ , or $\text{C}_9\text{H}_{12}$ .
Dimethylbenzene . . . . .	$\text{C}_6\text{H}_4(\text{CH}_3)_2$ , or $\text{C}_8\text{H}_{10}$ .
Trimethylbenzene . . . . .	$\text{C}_6\text{H}_3(\text{CH}_3)_3$ , or $\text{C}_9\text{H}_{12}$ .
Tetramethylbenzene . . . . .	$\text{C}_6\text{H}_2(\text{CH}_3)_4$ , or $\text{C}_{10}\text{H}_{14}$ .

Etc.

A great many of these hydrocarbons are known, involving interesting cases of isomerism; and a vast number of others are possible. In each of them the unreplaced hydrogen of the original benzene is still replaceable by other atoms and radicles as before, while the hydrogen of the methyl, ethyl, etc., groups is also capable of substitution. Hence the derivatives of these compounds are very complicated in structure and almost innumerable. The possible benzene derivatives, containing no other elements than carbon, hydrogen, oxygen, and nitrogen, would have to be counted by millions.

**Toluene.** — Next to benzene, methyl benzene or *toluene*,  $C_6H_5CH_3$ , is the most important hydrocarbon of the series. With nitric acid it yields nitrotoluene,  $C_6H_4NO_2CH_3$ , which is easily reduced by nascent hydrogen to amido toluene,  $C_6H_4NH_2CH_3$ , a compound which is more commonly known as toluidine. This substance occurs to some extent in commercial aniline, and it plays an essential part in the formation of the aniline dyes.

**Cinnamene.** — We have already noticed that benzene, minus one atom of hydrogen, may behave like a univalent radicle, and that this group,  $C_6H_5$ , is sometimes known as phenyl. Now, phenyl may replace one hydrogen atom in ethylene,  $C_2H_4$ , yielding a hydrocarbon called phenylethylene, or cinnamene,  $C_2H_3C_6H_5$ . From this hydrocarbon other compounds may be in turn derived, and two of these are noteworthy: —

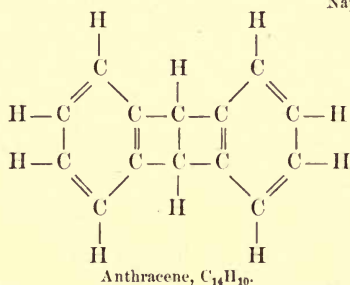
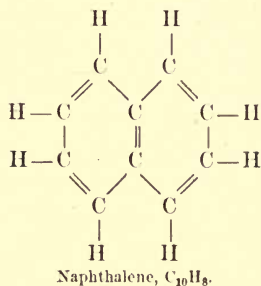
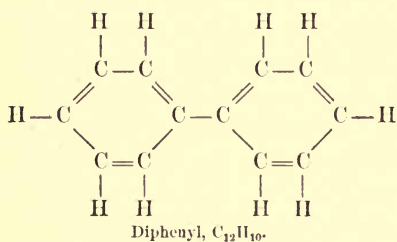


Cinnamic aldehyde,  $C_9H_8O$ , is the chief constituent of the fragrant oil of cinnamon; and from cinnamic acid, by a series of synthetic processes, indigo has been obtained.



Indigo originally was prepared from the leaves and stems of the indigo plant, which, covered with water and allowed to ferment, gradually yielded this valuable coloring matter. When absolutely pure its formula is  $C_{16}H_{10}N_2O_2$ , and it is now made artificially from derivatives of coal tar upon a commercial scale.

**Complex Rings.** — In addition to the great number of hydrocarbons derivable from benzene by the substitution of hydrogen, still others, even more complicated, are formed by the combination of two or more benzene rings with each other. A few formulæ will illustrate this matter: —



**Naphthalene and Anthracene.** — From all such hydrocarbons as these a vast number of complicated derivatives may be obtained, and some of them have great practical importance. Naphthalene and anthracene are both white

solids, obtained from coal-tar oil, and from each some useful dyestuffs may be prepared. Thus, from naphthalene we get naphthalene yellow,  $C_{10}H_5OH(NO_2)_2$ , and, from anthracene, alizarin and purpurin are artificially obtained. These latter substances are found naturally in the madder root, which has been used from time immemorial as a red dye, and which was cultivated over large areas in Europe. The familiar Turkey red is simply the color produced by madder. Alizarin has the formula  $C_{14}H_8O_4$ , and purpurin is  $C_{14}H_8O_5$ . Both compounds are now prepared commercially from the anthracene of coal tar, and the land upon which madder was formerly grown is now released to the production of food. By the single discovery of artificial alizarin, made by two German chemists in 1868, hundreds of men have been given new employment, and the world's wealth has been perceptibly increased. Saccharin, an intensely sweet substance, and the useful medicines antipyrine, acetanilide, and phenacetine, are also derivatives, through benzene, of coal tar.

Enough has been said to illustrate the general principles which govern the formation of the derivatives of benzene. By a careful study of the benzene ring, chemists are now able to predict the existence of compounds in advance of actual discovery, and to plan available methods for their production. Alizarin, for example, was thus obtained—not by accident, but by a deliberate application of principles with skill and foresight. Plainly, then, the consideration of the structural formulæ, to which this chapter has been so largely devoted, is not by any means a useless exercise of the imagination. The formulæ may be capable of future improvement, but, as they now stand, they are of great use in the development of chemical science.

## CHAPTER XL

### THE TERPENES, CAMPHORS, ALKALOIDS, AND GLUCOSIDES

**Terpenes.** — The substances described in this chapter are all products of plant life. Some of them are structurally related to benzene, but for the greater number the structure is as yet undetermined.

The *terpenes* are a class of volatile hydrocarbons of the general formula  $C_{10}H_{16}$ . Most of them occur as the so-called "essential oils" of plants; and although they are isomeric, they differ widely in their external properties. The oils of lemon, orange, bergamot, lavender, pepper, etc., are examples. There are many others, and compounds containing oxygen are often mixed with them.

**Turpentine.** — In common turpentine, which exudes from cuts made in the bark of several species of pine, we have a mixture of terpenes. When it is distilled with water, oil of turpentine,  $C_{10}H_{16}$ , distills over, and rosin remains in the retort. The oil has a specific gravity of 0.86, and boils at  $161^{\circ}$ . The rosin contains oxygen, and consists in great part of sylvic acid,  $C_{20}H_{30}O_2$ . In structure the terpenes are undoubtedly allied to the benzene series, but the causes of isomerism are incompletely made out. That substances so different as turpentine, oil of orange flowers, and oil of pepper, should have the same percentage composition, is certainly remarkable.

**Camphors.** — The *camphors* are closely related to the terpenes, but contain oxygen. Ordinary camphor, which

is the best example, is a white solid, having the formula  $C_{10}H_{16}O$ . It melts at  $175^{\circ}$ , boils at  $204^{\circ}$ , and has a peculiar, characteristic odor. Nitric acid oxidizes it to camphoric acid,  $C_{10}H_{16}O_4$ .

**Alkaloids.** — In a great many plants, especially among those which possess marked poisonous properties or medicinal value, are found a class of compounds which are termed *alkaloids*. Of these a few, containing only carbon, hydrogen, and nitrogen, are liquids; the others, which contain oxygen also, are crystallizable solids. They are all bases, and unite with acids to form perfectly definite, well-characterized salts. Only a few of them can be noted here.

**Conine and Nicotine.** — Of the liquid alkaloids, conine,  $C_8H_{15}N$ , and nicotine,  $C_{10}H_{14}N_2$ , are the most noteworthy. Conine is the active principle of the poison hemlock (*Conium maculatum*), and nicotine is contained in tobacco. Nicotine is an oily liquid, of a disagreeable odor, and is violently poisonous. Tobacco contains from two to eight per cent of it; but, in smoking, the alkaloid is partly decomposed.

**Caffeine.** — In tea and coffee we find a remarkable solid alkaloid, to which the stimulating effects of these articles are due. This alkaloid, caffeine,  $C_8H_{10}N_4O_2$ , crystallizes in silky needles, which melt at  $178^{\circ}$  and sublime at higher temperatures. It is found also in the leaves of the *Ilex Paraguayensis*, or Paraguay tea, and in the drug known as *guarana*. It is a curious fact that widely separated nations should select as stimulants plants which belong to different genera and yet depend upon the same alkaloid for their activity. In cocoa, theobromine,  $C_7H_8N_4O_2$ , is found. Caffeine is theobromine with one hydrogen atom replaced by a methyl group.

**Cocaine.** — From the leaves of the coca plant of South America the alkaloid cocaine,  $C_{17}H_{21}NO_4$ , is extracted. This substance has great medicinal value as a local anæsthetic. When a solution of cocaine is brought into contact with the mucous membrane it produces local insensibility to pain. It is therefore of great utility in certain surgical operations, especially in operations upon the nose and eye.

**Opium.** — In opium, which is extracted from certain species of poppy, at least fifteen different alkaloids are found. Some of these occur in very small quantity and are unimportant, but the following are noteworthy : —

Morphine . . . . .	$C_{17}H_{19}NO_3$ .
Codeine . . . . .	$C_{18}H_{21}NO_3$ .
Thebaine . . . . .	$C_{19}H_{21}NO_3$ .
Narcotine . . . . .	$C_{22}H_{23}NO_7$ .

With the alkaloids of opium, meconic acid,  $C_7H_4O_7$ , is combined. All of these alkaloids are useful in medicine, and all form bitter crystals; all are poisonous, thebaine being the most so. Morphine is chiefly used as sulphate, and is invaluable for quieting pain. Heated under pressure with hydrochloric acid it yields a new base, apomorphine,  $C_{17}H_{17}NO_2$ , which is a violent emetic. Codeine is methyl morphine,  $C_{17}H_{18}(CH_3)NO_3$ .

**Cinchona.** — Cinchona, or Peruvian bark, is another drug containing a remarkable group of alkaloids. The trees which yield it grow wild in the mountainous regions of Peru and Ecuador, and are extensively cultivated in Java and India. Quinine,  $C_{20}H_{24}N_2O_2$ , and cinchonine,  $C_{20}H_{24}N_2O$ , are the most important of its constituents. Both alkaloids are valuable remedies in the treatment of

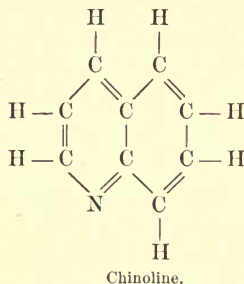
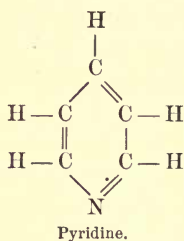


fevers, although the first named far surpasses the other. It is intensely bitter, and is administered chiefly as sulphate.

EXPERIMENT 102. — Dissolve in water, with the aid of a drop of weak sulphuric acid, a little quinine sulphate. The solution will be colorless by transmitted light, but with a reflected ray will appear of a delicate, misty blue. This color does not exist in the substance itself, but is produced by its action upon the invisible rays of the spectrum beyond the violet. The property of producing a color in this peculiar way is termed *fluorescence*. The colorless *æsculin*, from horse-chestnuts, similarly fluoresces with a brilliant blue, uranium compounds fluoresce with a greenish yellow, etc. The phenomenon is beautiful, and not uncommon.

**Strychnine, etc.** — A number of other alkaloids are important, but space permits only the barest mention of them here. In the *nux vomica* two bases exist — namely, strychnine,  $C_{21}H_{22}N_2O_2$ , and brucine,  $C_{23}H_{26}N_2O_4, 4 H_2O$ . Both are violent poisons, and both are used in small doses medicinally. Aconitine, from aconite; atropine, from belladonna; hyoscyamine, and solanine, are all interesting. Their names are sometimes made to terminate in *ia* instead of *ine*, as atropia, morphia, quinia, strychnia, etc. The termination is only a matter of preference.

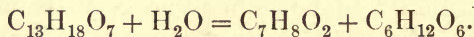
**Pyridine and Chinoline.** — Although the chemical structure of the alkaloids has not yet been definitely made out, chemists are progressing rapidly toward a solution of the problem. Doubtless, within a few years, most of these bases will be prepared by synthesis. At present, the following points seem to be clear. In bone oil, produced by the distillation of bones, a series of bases are found, of which pyridine,  $C_5H_5N$ , is the first member. By the destructive distillation of certain alkaloids, another base, chinoline, is formed; and this compound,  $C_9H_7N$ , is closely allied to pyridine, as the subjoined formulæ will show: —



From these bases and their allied compounds the alkaloids are in all probability derived, by a system of hydrogen substitutions like that which serves to explain the derivatives of benzene. The similarity between pyridine and benzene, as regards structure, is evident at a glance; while chinoline is comparable with naphthalene.

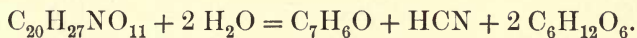
**Glucosides.** — Of the *glucosides*, although many are known, but little need be said. These compounds exist in many plants; and by the action of certain ferments they are decomposed into glucose and other bodies which are in general derivatives of benzene. The ferments above mentioned are complex substances, of which the exact composition remains to be determined. The manner in which they act is also little understood. The following glucosides are important:—

Salicin,  $C_{13}H_{18}O_7$ , is found in the bark of willows and poplars. It forms colorless, bitter crystals, which are easily split up by soluble ferments into glucose and saligenin,  $C_7H_8O_2$ .



Amygdalin,  $C_{20}H_{27}NO_{11}$ , is the crystallizable bitter principle of bitter almonds. The latter also contain a ferment called emulsin, and, when they are crushed, the latter con-

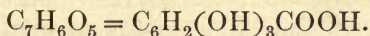
verts the amygdalin into benzaldehyde (bitter-almond oil), hydrocyanic acid, and glucose.



The oil of bitter almonds does not exist in the perfect fruit, but is formed entirely by this reaction. In the equation the emulsin does not appear.

In the cambium layer of coniferous trees, coniferine,  $\text{C}_{16}\text{H}_{22}\text{O}_8$ , is found. This, with a ferment, yields glucose, and coniferyl alcohol,  $\text{C}_{10}\text{H}_{12}\text{O}_3$ . The latter, upon oxidation, is converted into aldehyde and vanilline,  $\text{C}_8\text{H}_8\text{O}_3$ . Vanilline is the fragrant principle of vanilla beans, although it may now be made artificially from the coniferine of pine trees. Structurally, it is a derivative of benzene.

Populin,  $\text{C}_{20}\text{H}_{22}\text{O}_8$ , from the aspen tree; fraxin,  $\text{C}_{27}\text{H}_{30}\text{O}_{17}$ , from the bark of the ash; phloridzin,  $\text{C}_{21}\text{H}_{24}\text{O}_{10}$ , from various fruit trees; and æsculin,  $\text{C}_{21}\text{H}_{24}\text{O}_{13}$ , from the horse-chestnut, are other common glucosides. There is also a group of these compounds derived from oak bark, nut-galls, etc., which are known as the tannic acids or tannins. These compounds all have an astringent taste, and yield black precipitates with salts of iron; they also act upon the animal membranes (as, for example, the skin), forming leather. Probably they all contain the true tannic acid,  $\text{C}_{14}\text{H}_{10}\text{O}_9$ , which is simply derived from gallic acid,  $\text{C}_7\text{H}_6\text{O}_5$ , a derivative of benzene:—



Tannin and gallic acid are both used in the manufacture of ink.

## CHAPTER XLI

### ANIMAL CHEMISTRY—FERMENTATION

**Preliminary Remarks.**—When we study the compounds produced by animal life, although we have but few elements to consider, we meet with compounds of the very greatest complexity. As a rule, subject to some exceptions, they contain carbon, hydrogen, oxygen, and nitrogen, and are uncrystallizable. Some of them contain sulphur or phosphorus, and, except in a few cases, we know little or nothing as to their chemical structure.

Two groups of these compounds are especially important, inasmuch as, together with water, fat, and the earthy matter of the bones, they make up the greater part of every higher animal organism. These other substances we have already considered, and we may now devote our attention to the two groups in question, the albuminoids and the gelatins.

The albuminoids are a class of substances which are best represented by the following compounds. They all putrefy easily, coagulate or form clots upon heating or by contact with alcohol, and are soluble either in water or dilute hydrochloric acid.

**Albumen.**—Albumen, the chief compound of the group, is found, dissolved in water, in the whites of eggs and the serum of blood. The change from fluid to solid white, when an egg is boiled, illustrates the coagulation by heat above referred to. When perfectly freed from water, albumen is a yellowish, transparent solid, having a compo-

sition which is tolerably well represented by the formula  $C_{72}H_{112}N_{18}SO_{22}$ . A similar compound, not identical, however, is found in all vegetable juices. It is called vegetable albumen.

**EXPERIMENT 103.** — Divide the white of an egg into three portions, and put them into three different test tubes. Heat one, and add to the others a little alcohol and an aqueous solution of mercuric chloride respectively. In each case coagulation will ensue. Repeat the experiment, if convenient, with a little blood. One drop of the latter in each test tube will suffice.

**Blood.** — In blood, with albumen, are found two other albuminoids, which so react upon each other as to form a third substance, called fibrin. The fibrin separates from blood very soon after the latter has left the body, and forms the solid clot. The albumen remains behind in the liquid serum. Fibrin is best obtained by beating fresh blood until a clot is produced, and washing the clot thoroughly under a stream of water. It forms a mass of whitish or grayish fibers. Blood also contains a crystallizable coloring matter, called hemoglobin. This substance decomposes easily into an albuminoid, and a body called hematin, which contains iron. Its probable formula is  $C_{34}H_{34}N_4FeO_5$ .

**Casein.** — Casein, the albuminoid constituent of milk and cheese, separates in curds whenever milk becomes sour. With it, milk contains water, fat (or butter), milk sugar, sodium chloride, calcium phosphate, etc. The casein is held in solution by a little alkali, and may be precipitated by acids. Gluten and legumin are vegetable caseins.

**Digestion.** — In most foods the albuminoids play an important part. When they are taken into the stomach they first dissolve in the weak hydrochloric and lactic acids of the gastric juice. The latter fluid also contains a peculiar



ferment, called pepsin, which rapidly converts the albuminoids into substances known as peptones, and these, unlike albumen itself, are capable of diffusion through membranes. These chemical changes are essential to digestion, and to the absorption of the valuable constituents of the food into the system. All the albuminoids dissolve in very dilute hydrochloric acid (one part of acid in a thousand of water) to form acid albumen or syntonin. This substance does not coagulate upon heating, and from its solution alkalies reprecipitate albumen.

**The Gelatins.** — The gelatins, of which common gelatin is the best example, are obtained from bone, cartilage, connective tissue, etc. Common gelatin occurs in commerce in sheets, which vary in color according to purity. The finest qualities, made from the "sounds" of certain fishes, are used for making jellies; the coarser grades form glue. Gelatin is also valuable in various photographic processes, in making hektograph plates, and for many other purposes. It dissolves in hot water, and sets to a jelly on cooling. By tannin it is precipitated from its solutions, and the formation of leather is due to the action of the tannin of the tan bark upon the gelatinous matter of skins. Chondrin is a peculiar form of gelatin obtained from rib cartilage. It is precipitated from solution by nearly all acids, whereas ordinary gelatin is not.

As might be naturally inferred from their great complexity, the albuminoids and gelatins are very unstable. Their unwieldy molecules tend to split up into simpler groups of atoms; and in the process of putrefaction they are the compounds which are first and most affected. Putrefaction, however, is but a special kind of fermentation; and this set of phenomena we may now profitably consider.

**Fermentation.** — Whenever the juice of fruits, such as grapes or apples, is freely exposed to the air, a series of changes occur which end in the formation of alcohol. If the latter be left to itself, a further change takes place, and vinegar is produced. Similar reactions are noticed when yeast is allowed to act upon starch or sugar, when milk turns sour or butter becomes rancid, and all of them are ascribed to fermentation. All of them are due to the action of minute living organisms, microscopic plants or animals, and of these the germs are found nearly everywhere. The latter may be killed by extreme cold or extreme heat, and no true fermentation can occur in bodies from which they are excluded. Milk, fruit, meats, vegetables, fish, etc., heated to boiling and sealed up in air-tight tin cans, may be kept for years without alteration; but when they are exposed to air containing ferment germs, fermentation and putrefaction speedily ensue. Antiseptics, such as salt, phenol, alcohol, etc., owe their power of preventing decay to the fact that they kill all germs of ferments; and ice acts as a preservative by chilling them below the temperatures at which they are capable of activity. All contagious diseases, such as smallpox, typhoid fever, etc., are also ascribed to similar germs, which, when taken into the system, generate poisons in the living body; and disinfectants are used in the sick room for the direct purpose of destroying these dangerous creatures. The study of these organisms is known as bacteriology; and although it is an entirely modern subject, it has put preventive medicine upon a scientific basis, and has revolutionized the practice of surgery. For example, drinking water may be infected by germs of cholera or of typhoid; but by thorough boiling the organisms can be destroyed, and then the water may be taken into the stomach with

safety. Other germs, which are floating in the air, may enter the human system through contact with fresh wounds, and so produce blood poisoning. By the use of antiseptics during surgical operations, this danger is averted; and through this precaution the safety of the sufferer is enormously increased.

In putrefaction, the changes which the albuminoids undergo are so complex as to be outside the range of an elementary treatise. The following kinds of fermentation are simpler: —

1. Alcoholic fermentation. The glucoses, when exposed to the action of the yeast plant, undergo fermentation, yielding large quantities of carbon dioxide and alcohol. Traces of succinic acid and glycerin are formed at the same time. Sugar and starch have first to be transformed into glucoses before fermentation can take place. In brewing, the starch of the grain is converted into glucose by a peculiar substance called diastase, which is formed in the process of malting. Although this fermentation produces alcohol, an excess of alcohol will stop it.

2. Acetous fermentation. This produces acetic acid, and is noticed when wine, cider, beer mash, etc., are transformed into vinegar. When vinegar is made by allowing alcohol to trickle over wood shavings, the latter carry the ferment germs upon their surfaces.

3. Lactic fermentation. This occurs when milk turns sour, and results in the formation of lactic acid.

4. Butyric fermentation. This yields butyric acid, and is observed in rancid butter and putrefying cheese.

5. Mucous fermentation, which produces gum and mannite.

6. Nitric fermentation, by which living organisms decompose nitrates, setting nitrogen dioxide free.

## APPENDIX

### TABLE OF METRIC MEASURES WITH ENGLISH EQUIVALENTS

#### MEASURES OF LENGTH

1 millimeter, m.m.	=	0.03937 inch.
1 centimeter, c.m.	= 10 m.m.	= 0.3937 inch.
1 decimeter, d.m.	= 10 c.m.	= 3.9370 inches.
1 meter, m.	= 10 d.m.	= 39.3708 inches.
1 kilometer, k.m.	= 1000 m.	= 0.6214 mile.

#### MEASURES OF VOLUME

1 cubic centimeter, c.c.	=	0.06103 cu. inch.
1 cubic decimeter (liter), l.	= 1000 c.c.	= { 61.027 cu. inches, or 1.057 U. S. quarts.
1 cubic meter,	= 1000 l.	= 35.3166 cu. feet.

#### MEASURES OF WEIGHT

1 milligram	=	0.0154 grain.
1 gram	= 1000 m.g.	= 15.432 grains.
1 kilogram (kilo)	= 1000 <u>grams</u>	= 2.2046 lbs. av.

#### COMMON ENGLISH MEASURES WITH METRIC EQUIVALENTS

<table style="width: 100%; border-collapse: collapse;"> <tr> <td style="width: 50%;">1 inch</td> <td style="width: 20%; text-align: center;">=</td> <td style="width: 30%;">25.399 millimeters.</td> </tr> <tr> <td>1 foot</td> <td>=</td> <td>0.3048 meter.</td> </tr> <tr> <td>1 mile</td> <td>=</td> <td>1.609 kilometers.</td> </tr> </table>	1 inch	=	25.399 millimeters.	1 foot	=	0.3048 meter.	1 mile	=	1.609 kilometers.		<table style="width: 100%; border-collapse: collapse;"> <tr> <td style="width: 50%;">1 cu. inch</td> <td style="width: 20%; text-align: center;">=</td> <td style="width: 30%;">16.386 cubic centimeters.</td> </tr> <tr> <td>1 cu. foot</td> <td>=</td> <td>28.315 liters.</td> </tr> <tr> <td>1 quart</td> <td>=</td> <td>0.9463 liter.</td> </tr> </table>	1 cu. inch	=	16.386 cubic centimeters.	1 cu. foot	=	28.315 liters.	1 quart	=	0.9463 liter.
1 inch	=	25.399 millimeters.																		
1 foot	=	0.3048 meter.																		
1 mile	=	1.609 kilometers.																		
1 cu. inch	=	16.386 cubic centimeters.																		
1 cu. foot	=	28.315 liters.																		
1 quart	=	0.9463 liter.																		
<table style="width: 100%; border-collapse: collapse;"> <tr> <td style="width: 50%;">1 grain</td> <td style="width: 20%; text-align: center;">=</td> <td style="width: 30%;">0.0648 gram.</td> </tr> <tr> <td>1 ounce av.</td> <td>=</td> <td>28.3496 grams.</td> </tr> <tr> <td>1 lb. av.</td> <td>=</td> <td>0.4536 kilogram.</td> </tr> </table>			1 grain	=	0.0648 gram.	1 ounce av.	=	28.3496 grams.	1 lb. av.	=	0.4536 kilogram.									
1 grain	=	0.0648 gram.																		
1 ounce av.	=	28.3496 grams.																		
1 lb. av.	=	0.4536 kilogram.																		

APOTHECARIES' WEIGHTS AND MEASURES WITH  
METRIC EQUIVALENTS

1 grain	= 0.0648 gram.	1 minim	= 0.0616 c.c.
1 scruple	= 1.296 grams.	1 fluid drachm	= 3.6965 c.c.
1 drachm	= 3.888 grams.	1 fluid ounce	= 29.572 c.c.
1 oz. troy	= 31.1035 grams.	1 pint	= 473.11 c.c.
1 lb troy	= 373.2418 grams.		

MEASURES OF WEIGHT

The unit, one gram, is the weight of one cubic centimeter of distilled water, at the temperature of 4° C.

1 kilogram	= 1000 grams.	1 decigram	= 0.1000 gram.
1 hectogram	= 100 grams.	1 centigram	= 0.0100 gram.
1 decagram	= 10 grams.	1 milligram	= 0.0010 gram.
1 kilogram	= 2.204621 lb. av.	1 grain	= 64.799 milligrams.
1 kilogram	= 32.15073 oz. troy.	1 oz. troy	= 31.1035 grams.
1 gram	= 15.43235 grains.	1 lb. av.	= 0.45359 kilogram.

One thousand kilograms vary but little from the "long" ton of 2240 pounds avoirdupois (0.984206 ton).

The pound avoirdupois contains 7000 grains.

The same figures which represent the specific gravity of any solid or liquid, referred to water as unity, also represent the weight of one cubic centimeter of the substance, expressed in grams.

THERMOMETRIC RULES

To reduce a Fahrenheit temperature to its equivalent in centigrade degrees: Subtract 32°, and multiply the remainder by  $\frac{5}{9}$ .

To reduce a centigrade temperature to its Fahrenheit equivalent: Multiply by  $\frac{9}{5}$ , and add 32° to the product.



## INDEX

Absorption spectra, 196.  
Acetanilide, 317.  
Acetone, 290.  
Acetyl, 289.  
Acetyl chloride, 289.  
Acetylene, 81.  
Acid, acetic, 286.  
    acrylic, 302.  
    antimonic, 226.  
    antimonious, 226.  
    arabic, 308.  
    arsenic, 152.  
    arsenious, 151.  
    benzoic, 314.  
    boric, 153.  
    bromic, 122.  
    camphoric, 319.  
    carbamic, 276.  
    carbolic, 311.  
    carbonic, 91.  
    chloracetic, 290.  
    chloric, 119.  
    chlorous, 117.  
    chromic, 231.  
    cinnamic, 315.  
    citric, 297.  
    columbic, 229.  
    cyanic, 275.  
    cyanuric, 276.  
    dithionic, 133.  
    ethylsulphuric, 282.  
    ferric, 247.  
    gallic, 323.  
    glycollic, 293.  
    hexathionic, 133.  
    hydriodic, 123.  
    hydrobromic, 122.  
    hydrochloric, 113.  
    hydrocyanic, 273.  
    hydroferricyanic, 275.

Acid (*continued*)  
    hydroferrocyanic, 275.  
    hydrofluoric, 109.  
    hydrofluosilicic, 157.  
    hydronitric, 184.  
    hydrosulphuric, 129.  
    hypobromous, 122.  
    hypoehlorous, 118.  
    hyponitric, 61.  
    hypophosphoric, 145.  
    hypophosphorous, 145.  
    hyposulphurous, 133.  
    iodic, 123.  
    lactic, 294.  
    malic, 296.  
    malonic, 295.  
    manganic, 239.  
    margaric, 300.  
    meconic, 320.  
    metaphosphoric, 145.  
    molybdic, 233.  
    muriatic, 113.  
    nitric, 56.  
    nitrous, 59.  
    oleic, 300.  
    oxalic, 294.  
    palmitic, 300.  
    pentathionic, 133.  
    perbromic, 122.  
    perchloric, 120.  
    periodic, 123.  
    permanganic, 239.  
    persulphuric, 133.  
    phosphoric, 145.  
    phosphorous, 145.  
    picric, 312.  
    prussic, 273.  
    pyrophosphoric, 145.  
    pyrosulphuric, 133.  
    pyrosulphurous, 133.

- Acid (*continued*)  
 salicylic, 314.  
 selenic, 141.  
 selenious, 141.  
 silicic, 158, 159.  
 stannic, 219.  
 stearic, 300.  
 succinic, 295.  
 sulphocarbonic, 277.  
 sulphocyanic, 275.  
 sulphuric, 133.  
 sulphurous, 131.  
 sylvic, 318.  
 tannic, 323.  
 tantallic, 229.  
 tartaric, 296.  
 telluric, 141.  
 tellurous, 141.  
 tetrathionic, 133.  
 thiosulphuric, 133.  
 trithionic, 133.  
 tungstic, 233.  
 vanadic, 225.
- Aconitine, 321.  
 Acrolein, 302.  
 Actinium, 237.  
 Aesculin, 323.  
 Agate, 158.  
 Air, 46.  
 liquid, 49.  
 Alabaster, 188.  
 Albumen, 324.  
 Albuminoids, 324.  
 Alcohol, allyl, 302.  
 amyl, 282.  
 butyl, 282.  
 cetyl, 282.  
 ethyl, 280.  
 melissyl, 282.  
 methyl, 280.  
 propyl, 282.  
 Aldehyde, 286.  
 cinnamic, 315.  
 formic, 286.  
 salicylic, 314.  
 Alizarin, 317.  
 Alkali, 58.  
 Alkaloids, 319.  
 Allotropy, 28.  
 Alloys, fusible, 228.
- Allyl, alcohol, 302.  
 sulphide, 303.  
 sulphocyanate, 303.  
 Alum, 212.  
 Alumina, 210.  
 Aluminum, 209.  
 bronze, 210.  
 hydroxide, 210.  
 sulphate, 211.  
 Amalgams, 206.  
 Amethyst, 158, 210.  
 Amides, 289.  
 Amidobenzene, 312.  
 Amidotoluene, 315.  
 Amines, 271.  
 Ammonia, 54.  
 Ammonium, 182.  
 carbonate, 184.  
 chloride, 183.  
 cyanate, 276.  
 hydrosulphide, 183.  
 hydroxide, 182.  
 molybdate, 233.  
 nitrate, 183.  
 phosphate, 183.  
 sulphate, 183.  
 sulphide, 183.  
 sulphocyanate, 277.  
 uranate, 234.  
 Amygdalin, 322.  
 Amyl, acetate, 288.  
 alcohol, 282.  
 valerate, 288.  
 Analysis, 13.  
 Anhydrides, 132.  
 Aniline, 312.  
 Anthracene, 316.  
 Anthracite, 78.  
 Antichlors, 132.  
 Antimony, 225.  
 cinnabar, 227.  
 chlorides, 226.  
 hydride, 226.  
 oxides, 226.  
 sulphides, 226.  
 Antipyrine, 317.  
 Apatite, 142.  
 Apomorphine, 320.  
 Apple-oil, 288.  
 Aqua ammonia, 54.

- Aqua fortis, 57.  
 Aquamarine, 200.  
 Aqua regia, 115.  
 Argon, 49.  
 Arsenic, 149.  
     compounds of, 150-153.  
 Arsenopyrite, 151.  
 Arsine, 150.  
 Artiads, 147.  
 Atmosphere, 48.  
 Atom, 17.  
 Atomic heat, 235.  
     theory, 66.  
     weight, 66.  
     weights, table of, 14.  
 Atropine, 321.  
 Avogadro's law, 99.  
 Azoimide, 184.  
  
 Babbit's metal, 226.  
 Baking powders, 178.  
 Barium, 190.  
     compounds of, 190, 191.  
 Barytes, 191.  
 Base, 58.  
 Beeswax, 282.  
 Belladonna, 321.  
 Benzaldehyde, 314.  
 Benzene, 310.  
 Beryl, 200.  
 Beryllium, 200.  
 Bessemer steel, 244.  
 Bismuth, 227.  
     compounds of, 228.  
 Black ash process, 177.  
 Black lead, 75.  
 Blanc fixe, 191.  
 Blast furnace, 241.  
 Bleaching, 112, 118.  
 Bleaching powder, 118.  
 Blende, 203.  
 Blood, 325.  
 Blooming, 241.  
 Blowpipe, compound, 32.  
     mouth, 85.  
 Blue vitriol, 254.  
 Boneblack, 77.  
 Borax, 154.  
 Bornite, 251.  
 Boron, 152.  
  
 Boyle and Mariotte's law, 71.  
 Brass, 204.  
 Brick, 213.  
 Brimstone, 126.  
 Britannia metal, 226.  
 Bromine, 121.  
 Bronze, 218.  
 Brucine, 321.  
 Brucite, 202.  
 Brunswick green, 151.  
 Bunsen burner, 84.  
 Burnettizing, 205.  
 Butane, 278.  
 Butyl alcohol, 282.  
  
 Cadmium, 205.  
     compounds of, 205.  
 Cæsium, 173.  
 Caffeine, 319.  
 Calcium, 185.  
     carbide, 190.  
     carbonate, 187.  
     chloride, 189.  
     fluoride, 189.  
     hydroxide, 186.  
     hypochlorite, 118.  
     oxide, 186.  
     phosphate, 189.  
     sulphate, 188.  
     sulphide, 191.  
 Calomel, 207.  
 Camphor, 318.  
 Caramel, 306.  
 Carbamide, 276.  
 Carbohydrates, 304.  
 Carbon, 74.  
     dioxide, 89.  
     monoxide, 88.  
     silicide, 156.  
     sulphide, 140.  
 Carbonado, 75.  
 Carbonic oxide, 88.  
 Carbonyl, 276.  
 Carborundum, 156.  
 Carburetted hydrogen, 79, 80.  
 Carnelian, 158.  
 Casein, 325.  
 Cassiterite, 217.  
 Cast iron, 241.  
 Cellulose, 308.

- Cement, 187.  
 Cerium, 215.  
 Cetyl alcohol, 282.  
 Chalcedony, 158.  
 Chalk, 186.  
 Chalybite, 240.  
 Chameleon mineral, 239.  
 Charcoal, 76.  
 Chemical attraction, 11.  
   calculations, 63.  
   combination, 8.  
   decomposition, 8.  
   formulæ, 63.  
 Chile saltpeter, 178.  
 Chinoline, 321.  
 Chloral, 290.  
 Chlorhydrins, 300.  
 Chloride of lime, 118.  
 Chlorine, 110.  
   acids of, 113, 118, 119.  
   oxides of, 117.  
 Chloroform, 283.  
 Choke damp, 80.  
 Chondrin, 326.  
 Chromates, 231, 232, 233.  
 Chrome alum, 231.  
 Chrome yellow, 233.  
 Chromite, 230.  
 Chromium, 230.  
   compounds of, 231, 232, 233.  
 Chrysoberyl, 200.  
 Chrysolite, 158.  
 Cinchonine, 320.  
 Cinnabar, 206.  
 Cinnamene, 315.  
 Cinnamic aldehyde, 315.  
 Coal, 78.  
   gas, 81.  
   oil, 79.  
   tar, 82.  
   tar colors, 312, 317.  
 Cobalt, 249.  
   salts of, 249, 250.  
 Cobalticyanides, 275.  
 Cocaine, 320.  
 Cocoa, 319.  
 Codeine, 320.  
 Coffee, 319.  
 Coinage, 257.  
 Coke, 78.  
 Collodion, 309.  
 Colloids, 160.  
 Columbium, 229.  
 Combining weights, 64.  
 Combustion, 26.  
 Compound blowpipe, 32.  
 Compound radicles, 95.  
 Coniferine, 323.  
 Coniferyl alcohol, 323.  
 Conine, 319.  
 Copper, 251.  
   acetate, 287.  
   compounds in general, 254, 255.  
   formate, 9.  
   pyrites, 251.  
 Copperas, 247.  
 Coral, 186.  
 Corrosive sublimate, 207.  
 Corundum, 210.  
 Cream of tartar, 296.  
 Cryolite, 108.  
 Crystallization from fusion, 127,  
   128.  
   water of, 154.  
 Crystalloids, 160.  
 Cuprammonium, 255.  
 Cuprous compounds, 254.  
 Cyanides, 274.  
 Cyanogen, 94, 273.  
   chloride of, 276.  
 Davy's safety lamp, 87.  
 Decane, 278.  
 Definite proportions, 59.  
 Deliquescence, 43.  
 Density of gases, 97.  
   of solids and liquids, 40.  
 Dextrin, 308.  
 Dextrose, 306.  
 Dialysis, 159.  
 Diamond, 74.  
 Dinitrobenzene, 312.  
 Disinfectants, 77, 112, 118, 130.  
 Dissociation, 183.  
 Distillation, 42.  
   fractional, 281.  
 Dolomite, 200.  
 Double decomposition, 9.  
 Dulong and Petit's law, 234.  
 Dynamite, 302.

- Efflorescence, 43.  
Electro-chemical series, 165.  
Electrolysis, 163.  
Electroplating, 249, 253, 261.  
Electrotype, 253.  
Elements, nature of, 199.  
    table of, 14.  
Emerald, 290.  
Emery, 210.  
Emulsin, 322.  
Erbium, 215.  
Erythrite, 298.  
Ether, 280, 282.  
Ethers, mixed, 283.  
Ethyl alcohol, 280.  
    butyrate, 288.  
    oxide, 282.  
Ethylene, 80.  
Fats, 299.  
Fatty acids, 285.  
Feldspar, 158.  
Fermentation, 327.  
Ferric compounds, 248.  
Ferrous compounds, 247.  
Fibrin, 325.  
Filtration, 41.  
Fire clay, 213.  
Fire damp, 80.  
Flame, 83.  
Flint, 158.  
Fluorescence, 321.  
Fluorine, 108.  
Fluor spar, 108.  
Formulæ, chemical, 63.  
    structural, 104.  
Fractional distillation, 281.  
Fraunhofer's lines, 197.  
Fraxin, 323.  
Fruit ethers, 288.  
Fusel oil, 282.  
Fusible alloys, 228.  
Gadolinium, 215.  
Galena, 219.  
Gallium, 214.  
Galvanized iron, 204.  
Garnet, 158.  
Gas, illuminating; 81.  
    laughing, 60.  
Gas calculations, 69.  
Gas carbon, 76.  
Gases, condensation of, 23.  
    expansion of, 70.  
Gasoline, 279.  
Gastric juice, 325.  
Gelatin, 326.  
Germanium, 217.  
German silver, 204, 249.  
Glass, 158.  
Glucinum, 200.  
Glucose, 306.  
Glucosides, 322.  
Glue, 326.  
Gluten, 325.  
Glycerin, 299.  
Glycols, 293.  
Gold, 262.  
Gold chloride, 264.  
Granite, 155.  
Grape sugar, 306.  
Graphite, 75.  
Green vitriol, 247.  
Grotto del Cane, 93.  
Guarana, 319.  
Gum arabic, 308.  
Gun cotton, 308.  
Gunpowder, 181.  
Gypsum, 188.  
Heat in chemical change, 32.  
Heavy spar, 191.  
Helium, 237.  
Hematin, 325.  
Hematite, 240.  
Hemoglobin, 325.  
Heptane, 278.  
Hexane, 278.  
Homologous series, 269.  
Hornblende, 158.  
Hyacinth, 217.  
Hydraulic lime, 187.  
Hydrazin, 184.  
Hydrocarbons, 79, 268.  
Hydrogen, 19.  
    chloride, 113.  
    fluoride, 109.  
    oxides, 30.  
    sulphide, 128.  
Hydroxyl, 139.  
Hyoscyamine, 321.



- Ice, 38.  
 Iceland spar, 187.  
 Ice machines, 55.  
 Illuminating gas, 81.  
 Incandescent gas burner, 215.  
 Indigo, 315.  
 Indium, 214.  
 Ink, 323.  
 Ink, India, 76.  
     printer's, 76.  
 Iodine, 122.  
     pentoxide, 123.  
 Iodoform, 284.  
 Ionization, 167.  
 Iridium, 266.  
 Iron, 240.  
     oxides, 248.  
     pyrites, 248.  
     salts of, 247, 248.  
     scale, 248.  
     sulphide, 248.  
 Isomerism, 271.  
 Kaolin, 213.  
 Kerosene, 279.  
 Ketones, 290.  
 Krypton, 119.  
 Labarraque's solution, 118.  
 Lac sulphur, 127.  
 Lactose, 306.  
 Lamp, safety, 87.  
     spirit, 85.  
 Lampblack, 76.  
 Lanthanum, 215.  
 Lapis lazuli, 213.  
 Laurite, 264.  
 Law, of Avogadro, 99.  
     of Boyle and Mariotte, 71.  
     of definite proportions, 59.  
     of Dulong and Petit, 234.  
     two-volume, 97.  
 Lead, 219.  
     acetate, 287.  
     chromate, 233.  
     salts in general, 221, 222.  
 Lead-chamber crystals, 136.  
 Lead tree, 223.  
 Leather, 323.  
 Leblanc process, 177.  
 Legumin, 325.  
 Lepidolite, 173.  
 Levulose, 306.  
 Lime, 186.  
 Lime light, 33.  
 Limewater, 89.  
 Limonite, 240.  
 Litharge, 221.  
 Lithium, 173.  
 Madder, 317.  
 Magenta, 313.  
 Magnalium, 210.  
 Magnesia, 201.  
 Magnesite, 202.  
 Magnesium, 200.  
     compounds of, 201, 202.  
 Malachite, 251.  
 Manganese, 239.  
     oxides, 239.  
     salts of, 239, 240.  
 Manganite, 239.  
 Mannite, 298.  
 Margarin, 301.  
 Marsh gas, 79.  
 Marsh's test, 150.  
 Matter, 10.  
 Melissyl alcohol, 282.  
 Melting-point table, 162.  
 Mendeléeff's law, 169.  
 Mercaptans, 283.  
 Mercury, 205.  
     oxides, 207.  
     salts of, 207.  
 Metals, 161.  
 Methane, 79.  
     series, 278.  
 Methyl alcohol, 280.  
     chloride, 280.  
     salicylate, 314.  
 Methyl benzene, 315.  
 Mica, 158.  
 Milk, 325.  
 Minium, 221.  
 Molecular weight, 68.  
 Molecule, 16.  
 Molybdenum, 233.  
 Monazite, 216.  
 Morphine, 320.  
 Mortar, 187.  
 Multiple proportions, 59.

- Naphtha, 279.  
 Naphthalene, 316.  
 Naphthalene yellow, 317.  
 Narcotine, 320.  
 Nascent state, 258.  
 Nebular hypothesis, 199.  
 Neodymium, 215.  
 Neon, 49.  
 Nickel, 249.  
     compounds of, 249, 250.  
 Nicotine, 319.  
 Niobium, 229.  
 Niter, 181.  
 Nitrates, 56.  
 Nitrobenzene, 312.  
 Nitrocellulose, 308.  
 Nitrogen, 45.  
     chloride, 121.  
     iodide, 123.  
     oxides, 56.  
 Nitroglycerin, 301.  
 Nitrosyl chloride, 116.  
 Nitrotoluene, 315.  
 Nux vomica, 321.
- Oils, essential, 318.  
     fatty, 300.  
 Olefines, 292.  
 Olein, 301.  
 Onyx, 158.  
 Opal, 158.  
 Opium, 320.  
 Orpiment, 152.  
 Osmium, 266.  
 Oxygen, 24.  
 Oxyhydrogen blowpipe, 32.  
 Ozone, 28.
- Palladium, 266.  
 Palmitin, 301.  
 Paraffin, 279.  
 Paris green, 151.  
 Pectin, 308.  
 Pentane, 278.  
 Pepsin, 326.  
 Peptones, 326.  
 Periodic law, 169.  
 Perissads, 147.  
 Peruvian bark, 320.  
 Petroleum, 79, 279.
- Phenacetine, 317.  
 Phenol, 311.  
 Phenyl, 312.  
 Phenylamine, 312.  
 Phenylethylene, 315.  
 Phloridzin, 323.  
 Phosphates, 145.  
 Phosphine, 144.  
 Phosphorus, 142.  
     chlorides, 146.  
     hydrides, 144.  
     oxides, 144.  
     oxychloride, 146.  
 Photography, 258.  
 Photolithography, 232.  
 Plant respiration, 94.  
 Plaster, 188.  
 Plaster of Paris, 188.  
 Platinocyanides, 275.  
 Platinum, 264.  
     arsenide, 264.  
     chloride, 265.  
 Plumbago, 75.  
 Polonium, 237.  
 Polymerism, 272.  
 Populin, 323.  
 Porcelain, 213.  
 Porcelain glass, 213.  
 Potash, 179.  
 Potassium, 179.  
     bicarbonate, 180.  
     bromide, 180.  
     carbonate, 179.  
     chlorate, 119, 181.  
     chloride, 180.  
     chloroplatinate, 264.  
     chromates, 231.  
     cyanide, 274.  
     ferricyanide, 275.  
     ferrocyanide, 274.  
     hydroxide, 179.  
     iodide, 180.  
     nitrate, 181.  
     oxides, 179.  
     perchlorate, 120.  
     permanganate, 239.  
     silicate, 158.  
     sulphocyanate, 275.  
     tartrates, 296.
- Pottery, 158, 213.

- Praseodymium, 215.  
 Pressure, effect on gases, 71.  
 Propane, 278.  
 Propyl alcohol, 282.  
 Prussian blue, 275.  
 Puddling, 241.  
 Purpurin, 317.  
 Putrefaction, 326.  
 Pyridine, 321.  
 Pyrolusite, 238.  
 Pyroxylin, 308.  
  
 Quantivalence, 102.  
 Quartation, 263.  
 Quartz, 157.  
 Quicklime, 186.  
 Quicksilver, 205.  
 Quinine, 320.  
  
 Radium, 237.  
 Realgar, 152.  
 Red lead, 222.  
 Respiration, 27.  
 Rhodium, 266.  
 Rinman's green, 250.  
 Rochelle salt, 297.  
 Rock crystal, 157.  
 Rosaniline, 313.  
 Rosin, 318.  
 Rubidium, 173.  
 Ruby, 210.  
 Ruthenium, 266.  
  
 Saccharin, 317.  
 Safety lamp, 87.  
 Salicin, 322.  
 Salicyl aldehyde, 314.  
 Saligenin, 322.  
 Sal soda, 176.  
 Salt, common, 174.  
 Salt cake, 177.  
 Saltpeter, 181.  
 Salts, defined, 58.  
 Samarium, 215.  
 Sand, 158.  
 Sapphire, 210.  
 Scales, thermometric, 38.  
 Scandium, 215.  
 Seidlitz powder, 296.  
 Selenite, 188.  
 Selenium, 140.  
  
 Serpentine, 200.  
 Silica, 157.  
 Silicates, 158.  
 Silicon, 155.  
     compounds of, 156, 157, 158.  
 Silver, 255.  
     bromide, 258.  
     chloride, 257.  
     cyanide, 274.  
     iodide, 258.  
     nitrate, 257.  
     oxide, 257.  
     sulphate, 257.  
     sulphide, 257.  
 Silver plating, 261.  
 Slate, 158.  
 Smelling salts, 184.  
 Smithsonite, 203.  
 Smoke, 86.  
 Snow, 39.  
 Soap, 301.  
 Soda, 176.  
 Sodium, 174.  
     acetate, 287.  
     bicarbonate, 178.  
     borate, 154.  
     carbonate, 176.  
     chlorate, 179.  
     chloride, 174.  
     hydroxide, 175.  
     hypo-chlorite, 179.  
     hyposulphite, 133, 179.  
     nitrate, 178.  
     oxides, 175.  
     phosphate, 179.  
     salicylate, 314.  
     silicate, 158.  
     stannate, 219.  
     sulphate, 178.  
     thiosulphate, 179.  
     tungstate, 233.  
     uranate, 234.  
 Solanine, 321.  
 Solder, 218.  
 Solution, 40.  
 Solvay process, 178.  
 Sombrierite, 142.  
 Spathic iron ore, 240.  
 Specific gravity, 40.  
     table of, 162.

- Specific heat, 234.  
 Spectrometer, 194.  
 Spectroscope, 193.  
 Spectrum, 192.  
 Spectrum analysis, 192.  
 Spelter, 203.  
 Spermaceti, 282.  
 Sperrylite, 264.  
 Spiegeleisen, 243.  
 Spirit lamp, 85.  
 Spirits of wine, 281.  
 Stalactite, 188.  
 Stalagmite, 188.  
 Starch, 307.  
 Steam, 38.  
 Stearin, 301.  
 Steel, 244.  
 Stibine, 226.  
 Stibnite, 226.  
 Stoichiometry, 73.  
 Strontium, 190.  
     salts of, 190.  
 Structural formulæ, 104.  
 Strychnine, 321.  
 Substitution compounds, 270.  
 Sucrose, 305.  
 Sugar, cane, 305.  
     fruit, 306.  
     grape, 306.  
     milk, 306.  
 Sugar of lead, 287.  
 Suint, 180.  
 Sulphocarbamide, 277.  
 Sulphocarbonyl, 277.  
 Sulpho-salts, 152.  
 Sulphourea, 277.  
 Sulphur, 125.  
     acids of, 133.  
     chloride, 140.  
     fluoride, 140.  
     oxides, 131, 132.  
 Sulphuretted hydrogen, 128.  
 Sulphuryl chloride, 139.  
 Superphosphates, 189.  
 Syenite, 158.  
 Synthesis, 13.  
  
 Talc, 200.  
 Tannin, 323.  
 Tantalum, 229.  
  
 Tartar, 296.  
 Tartar emetic, 297.  
 Tea, 319.  
 Tellurium, 141.  
 Terbium, 215.  
 Terpenes, 318.  
 Thallium, 215.  
 Thebaine, 320.  
 Thenard's blue, 250.  
 Theobromine, 319.  
 Thermometric scales, 38.  
 Thorium, 217.  
 Tin, 217.  
     compounds of, 218, 219.  
 Tin plate, 218.  
 Tinstone, 217.  
 Titanium, 217.  
 Tobacco, 319.  
 Toluene, 315.  
 Toluidine, 315.  
 Topaz, 158.  
 Trinitrophenol, 312.  
 Tungsten, 233.  
 Turpentine, 318.  
 Turquoise, 212.  
 Type metal, 225.  
  
 Ultramarine, 213.  
 Unsaturated compounds, 104.  
 Uranium, 233.  
 Urea, 276.  
  
 Valency, 102.  
 Vanadium, 225.  
 Vanilline, 323.  
 Vaseline, 279.  
 Venetian red, 248.  
 Verdigris, 287.  
 Vermilion, 207.  
 Vinegar, 287.  
 Vitriol, blue, 254.  
     green, 247.  
     oil of, 138.  
     white, 205.  
  
 Water, 33.  
     mineral, 41.  
     of constitution, 202.  
     of crystallization, 43, 154, 202.  
     sea, 41.

Water glass, 158.  
White lead, 222.  
White vitriol, 205.  
Wolfram, 233.  
Wood spirit, 280.  
Wrought iron, 241.

Xenon, 49.

Ytterbium, 215.  
Yttrium, 215.

Zinc, 203.  
    compounds of, 204, 205.  
Zincite, 203.  
Zircon, 217.  
Zirconium, 217.



# Burnet's Zoölogy

FOR

HIGH SCHOOLS AND ACADEMIES

BY

MARGARETTA BURNET

Teacher of Zoölogy, Woodward High School, Cincinnati, O.

Cloth, 12mo, 216 pages. Illustrated. Price, 75 cents

---

This new text-book on Zoölogy is intended for classes in High Schools, Academies, and other Secondary Schools. While sufficiently elementary for beginners in the study it is full and comprehensive enough for students pursuing a regular course in the Natural Sciences. It has been prepared by a practical teacher, and is the direct result of school-room experience, field observation and laboratory practice.

The design of the book is to give a good general knowledge of the subject of Zoölogy, to cultivate an interest in nature study, and to encourage the pupil to observe and to compare for himself and then to arrange and classify his knowledge. Only typical or principal forms are described, and in their description only such technical terms are used as are necessary, and these are carefully defined.

Each subject is fully illustrated, the illustrations being selected and arranged to aid the pupil in understanding the structure of each form.

---

*Copies of Burnet's School Zoölogy will be sent prepaid to any address, on receipt of the price, by the Publishers:*

American Book Company

New York

Cincinnati

Chicago

# Standard Text-Books in Physics

---

## ROWLAND AND AMES'S ELEMENTS OF PHYSICS

By HENRY A. ROWLAND, Ph.D., LL.D., and JOSEPH S. AMES, Ph.D., Professors of Physics in Johns Hopkins University.

Cloth, 12mo, 275 pages . . . . . Price, \$1.00

This is designed to meet the requirements of high schools and normal schools, and is simple but logical and direct, being divided into two parts—the first treating of the theory of the subject, and the second containing suggestions to teachers.

## AMES'S THEORY OF PHYSICS

By JOSEPH S. AMES, Ph.D.

Cloth, 8vo, 531 pages . . . . . Price, \$1.60

In this text-book, for advanced classes, the aim has been to furnish a concise and logical statement of the fundamental experiments on which the science of Physics is based, and to correlate these experiments with modern theories and methods.

## AMES AND BLISS'S MANUAL OF EXPERIMENTS IN PHYSICS

By JOSEPH S. AMES, Ph.D., Professor of Physics, and WILLIAM J. A. BLISS, Ph.D., Associate in Physics, in Johns Hopkins University.

Cloth, 8vo, 560 pages . . . . . Price, \$1.80

A course of laboratory instruction for advanced classes, embodying the most improved methods of demonstration from a modern standpoint, with numerous questions and suggestions as to the value and bearing of the experiments.

---

*Copies sent, prepaid, to any address on receipt of price by the Publishers:*

American Book Company

New York

Cincinnati

Chicago

# Outlines of Botany

FOR THE  
HIGH SCHOOL LABORATORY AND CLASSROOM

BY  
ROBERT GREENLEAF LEAVITT, A.M.  
Of the Ames Botanical Laboratory

Prepared at the request of the Botanical Department of Harvard  
University

---

LEAVITT'S OUTLINES OF BOTANY. Cloth, 8vo. 272 pages . \$1.00  
The same, with Gray's Field, Forest, and Garden Flora.  
791 pages . . . . . 1.80

This book has been prepared to meet a specific demand. Many schools, having outgrown the method of teaching botany hitherto prevalent, find the more recent text-books too difficult and comprehensive for practical use in an elementary course. In order, therefore, to adapt this text-book to present requirements, the author has combined with great simplicity and definiteness in presentation, a careful selection and a judicious arrangement of matter. It offers

1. A series of laboratory exercises in the morphology and physiology of phanerogams.
2. Directions for a practical study of typical cryptogams, representing the chief groups from the lowest to the highest.
3. A substantial body of information regarding the forms, activities, and relationships of plants, and supplementing the laboratory studies.

The laboratory work is adapted to any equipment, and the instructions for it are placed in divisions by themselves, preceding the related chapters of descriptive text, which follows in the main the order of topics in Gray's Lessons in Botany. Special attention is paid to the ecological aspects of plant life, while at the same time morphology and physiology are fully treated.

There are 384 carefully drawn illustrations, many of them entirely new. The appendix contains full descriptions of the necessary laboratory materials, with directions for their use. It also gives helpful suggestions for the exercises, addressed primarily to the teacher, and indicating clearly the most effective pedagogical methods.

---

*Copies sent, prepaid, on receipt of price.*

American Book Company

New-York

Cincinnati

Chicago

# Text-Books in Geology

---

By JAMES D. DANA, LL.D.

Late Professor of Geology and Mineralogy in Yale University.

DANA'S GEOLOGICAL STORY BRIEFLY TOLD . . . \$1.15

A new and revised edition of this popular text-book for beginners in the study, and for the general reader. The book has been entirely rewritten, and improved by the addition of many new illustrations and interesting descriptions of the latest phases and discoveries of the science. In contents and dress it is an attractive volume, well suited for its use.

DANA'S REVISED TEXT-BOOK OF GEOLOGY . . . \$1.40

Fifth Edition, Revised and Enlarged. Edited by WILLIAM NORTH RICE, Ph.D., LL.D., Professor of Geology in Wesleyan University. This is the standard text-book in geology for high school and elementary college work. While the general and distinctive features of the former work have been preserved, the book has been thoroughly revised, enlarged, and improved. As now published, it combines the results of the life experience and observation of its distinguished author with the latest discoveries and researches in the science.

DANA'S MANUAL OF GEOLOGY . . . \$5.00

Fourth Revised Edition. This great work is a complete thesaurus of the principles, methods, and details of the science of geology in its varied branches, including the formation and metamorphism of rocks, physiography, orogeny, and epeirogeny, biologic evolution, and paleontology. It is not only a text-book for the college student but a handbook for the professional geologist. The book was first issued in 1862, a second edition was published in 1874, and a third in 1880. Later investigations and developments in the science, especially in the geology of North America, led to the last revision of the work, which was most thorough and complete. This last revision, making the work substantially a new book, was performed almost exclusively by Dr. Dana himself, and may justly be regarded as the crowning work of his life.

---

*Copies of any of Dana's Geologies will be sent, prepaid, to any address on receipt of the price.*

American Book Company

New York

Cincinnati

Chicago

# A New Astronomy

BY

DAVID P. TODD, M.A., Ph.D.

Professor of Astronomy and Director of the Observatory, Amherst College.

---

Cloth, 12mo, 480 pages. Illustrated - - Price, \$1.30

---

This book is designed for classes pursuing the study in High Schools, Academies, and Colleges. The author's long experience as a director in astronomical observatories and in teaching the subject has given him unusual qualifications and advantages for preparing an ideal text-book.

The noteworthy feature which distinguishes this from other text-books on Astronomy is the practical way in which the subjects treated are enforced by laboratory experiments and methods. In this the author follows the principle that Astronomy is preëminently a science of observation and should be so taught.

By placing more importance on the physical than on the mathematical facts of Astronomy the author has made every page of the book deeply interesting to the student and the general reader. The treatment of the planets and other heavenly bodies and of the law of universal gravitation is unusually full, clear, and illuminative. The marvelous discoveries of Astronomy in recent years, and the latest advances in methods of teaching the science, are all represented.

The illustrations are an important feature of the book. Many of them are so ingeniously devised that they explain at a glance what pages of mere description could not make clear.

---

*Copies of Todd's New Astronomy will be sent, prepaid, to any address on receipt of the price by the Publishers:*

American Book Company

NEW YORK

• CINCINNATI •

CHICAGO



# Scientific Memoir Series

EDITED BY JOSEPH S. AMES, Ph.D.

Johns Hopkins University

---

The Free Expansion of Gases. Memoirs by Gay-Lussac, Joule, and Joule and Thomson. Edited by Dr. J. S. AMES . . . . .	\$0.75
Prismatic and Diffraction Spectra. Memoirs by Joseph von Fraunhofer. Edited by Dr. J. S. AMES . . . . .	.60
Röntgen Rays. Memoirs by Röntgen, Stokes, and J. J. Thomson. Edited by Dr. GEORGE F. BARKER . . . . .	.60
The Modern Theory of Solution. Memoirs by Pfeffer, Van't Hoff, Arrhenius, and Raoult. Edited by Dr. H. C. JONES . . . . .	1.00
The Laws of Gases. Memoirs by Boyle and Amagat. Edited by Dr. CARL BARUS. . . . .	.75
The Second Law of Thermodynamics. Memoirs by Carnot, Clausius, and Thomson. Edited by Dr. W. F. MAGIE . . . . .	.90
The Fundamental Laws of Electrolytic Conduction. Memoirs by Faraday, Hittorf, and Kohlrausch. Edited by Dr. H. M. GOODWIN . . . . .	.75
The Effects of a Magnetic Field on Radiation. Memoirs by Faraday, Kerr, and Zeeman. Edited by Dr. E. P. LEWIS . . . . .	.75
The Laws of Gravitation. Memoirs by Newton, Bouguer, and Cavendish. Edited by Dr. A. S. MACKENZIE . . . . .	1.00
The Wave Theory of Light. Memoirs by Huygens, Young, and Fresnel. Edited by Dr. HENRY CREW . . . . .	1.00
The Discovery of Induced Electric Currents. Vol. I. Memoirs by Joseph Henry. Edited by Dr. J. S. AMES . . . . .	.75
The Discovery of Induced Electric Currents. Vol. II. Memoirs by Michael Faraday. Edited by Dr. J. S. AMES. . . . .	.75
Stereochemistry. Memoirs by Pasteur, Le Bel, and Van't Hoff, together with selections from later memoirs by Wislicenus and others. Edited by Dr. G. M. RICHARDSON . . . . .	1.00
The Expansion of Gases. Memoirs by Gay-Lussac and Regnault, Edited by Prof. W. W. RANDALL . . . . .	1.00
Radiation and Absorption. Memoirs by Prévost, Balfour Stewart, Kirchhoff, and Kirchhoff and Bunsen. Edited by Dr. DEWITT B. BRACE . . . . .	1.00

---

*Copies sent, prepaid, to any address on receipt of the price.*

American Book Company

New York

Cincinnati

Chicago

# Lancaster's Manual of English History

REVISED EDITION

By EDWARD M. LANCASTER

Principal of the Gilbert Stuart School, Boston

Cloth, 12mo, 334 pages, with maps . . . . . \$1.00

---

This work has been prepared to meet the wants of those schools whose limited time forbids an extended course of study. The essential facts of English history have been given as briefly and clearly as possible, and the relation which one event bears to another, that is, the cause and effect, has been carefully traced.

In this new edition the book has been revised and enlarged. The narrative has been brought down to the present date, and the position of Great Britain given on such important recent subjects as the Sudan, the Far-Eastern Question, the Venezuelan Question, the Spanish-American War, and the War with the Boers. The colored maps show not only England in the various stages of her conquests, but the provinces of France and parts of the adjacent countries. The Appendix contains a brief statement describing the three departments of the British Government, and also a list of the cardinal dates of English history. The book, furthermore, includes a list of the kings of England, with the leading topics during each reign, a genealogical table, and a catalogue of British territorial possessions at the present time.

---

*Copies sent, prepaid, to any address on receipt of the price.*

American Book Company

New York

Cincinnati

Chicago

# Fisher's Brief History of the Nations

AND OF THEIR PROGRESS IN CIVILIZATION

By GEORGE PARK FISHER, LL.D.

Professor in Yale University.

Cloth, 12mo, 613 pages, with numerous Illustrations, Maps, Tables, and Reproductions of Bas-reliefs, Portraits, and Paintings. Price, \$1.50

---

This is an entirely new work written expressly to meet the demand for a compact and acceptable text-book on General History for high schools, academies, and private schools. Some of the distinctive qualities which will commend this book to teachers and students are as follows:

It narrates in fresh, vigorous, and attractive style the most important facts of history in their due order and connection.

It explains the nature of historical evidence, and records only well established judgments respecting persons and events.

It delineates the progress of peoples and nations in civilization as well as the rise and succession of dynasties.

It connects, in a single chain of narration, events related to each other in the contemporary history of different nations and countries.

It gives special prominence to the history of the Mediaeval and Modern Periods,—the eras of greatest import to modern students.

It is written from the standpoint of the present, and incorporates the latest discoveries of historical explorers and writers.

It is illustrated by numerous colored maps, genealogical tables, and artistic reproductions of architecture, sculpture, painting, and portraits of celebrated men, representing every period of the world's history.

---

*Copies of Fisher's Brief History of the Nations will be sent, prepaid, to any address on receipt of the price by the Publishers:*

American Book Company

New York

• Cincinnati •

Chicago

# For Teachers of Geography

---

## NATIONAL GEOGRAPHIC MONOGRAPHS

Physiographic Processes - - - -	By J. W. Powell
Physiographic Features - - - -	By J. W. Powell
Physiographic Regions of the United States -	By J. W. Powell
Present and Extinct Lakes of Nevada -	By I. C. Russell
Beaches of the Atlantic Coast - -	By N. S. Shaler
The Northern Appalachians - - -	By Bailey Willis
Niagara Falls and Their History - -	By G. K. Gilbert
Mt. Shasta—A Typical Volcano - -	By J. S. Diller
Physical Geography of Southern New England	By W. M. Davis
The Southern Appalachians - - -	By C. W. Hayes

---

*In paper covers - - - - - Price, each, 20 cents*

*In one volume, quarto, buckram. 346 pages. Price, \$2.50*

---

These monographs were prepared under the editorial supervision of Major J. W. Powell, formerly Director of the United States Geological Survey, and published by special arrangement with the National Geographic Society. They were written by eminent specialists, and are profusely illustrated and supplied with numerous maps and diagrams. They represent the latest and best information in their respective lines and are invaluable for reading and reference for all teachers of geography.

---

**AMERICAN BOOK COMPANY, Publishers**

# Lessons in Physical Geography

By CHARLES R. DRYER, M.A., F.G.S.A.

Professor of Geography in the Indiana State Normal School

---

Half leather, 12mo. Illustrated. 430 pages. . . . Price, \$1.20

---

## EASY AS WELL AS FULL AND ACCURATE

One of the chief merits of this text-book is that it is simpler than any other complete and accurate treatise on the subject now before the public. The treatment, although specially adapted for the high school course, is easily within the comprehension of pupils in the upper grade of the grammar school.

## TREATMENT BY TYPE FORMS

The physical features of the earth are grouped according to their causal relations and their functions. The characteristics of each group are presented by means of a typical example which is described in unusual detail, so that the pupil has a relatively minute knowledge of the type form.

## INDUCTIVE GENERALIZATIONS

Only after the detailed discussion of a type form has given the pupil a clear and vivid concept of that form are explanations and general principles introduced. Generalizations developed thus inductively rest upon an adequate foundation in the mind of the pupil, and hence cannot appear to him mere formulae of words, as is too often the case.

## REALISTIC EXERCISES

Throughout the book are many realistic exercises which include both field and laboratory work. In the field, the student is taught to observe those physiographic forces which may be acting, even on a small scale, in his own immediate vicinity. Appendices (with illustrations) give full instructions as to laboratory material and appliances for observation and for teaching.

## SPECIAL ATTENTION TO SUBJECTS OF HUMAN INTEREST

While due prominence is given to recent developments in the study, this does not exclude any link in the chain which connects the face of the earth with man. The chapters upon life contain a fuller and more adequate treatment of the controls exerted by geographical conditions upon plants, animals, and man than has been given in any other similar book.

## MAPS AND ILLUSTRATIONS

The book is profusely illustrated by more than 350 maps, diagrams, and reproductions of photographs, but illustrations have been used only where they afford real aid in the elucidation of the text.

---

*Copies sent, prepaid, on receipt of price.*

American Book Company

New York

Cincinnati

Chicago



# Approved Text-Books in Algebra

BY WILLIAM J. MILNE, Ph.D., LL.D.

President of New York State Normal College.

---

MILNE'S GRAMMAR SCHOOL ALGEBRA . . . . . 50 cents

This work, designed especially for grammar schools, is adapted for the use of beginners in either public or private schools. It is somewhat easier and less advanced than the Elements of Algebra by the same author. The fundamental principles of the science of algebra are presented in such a manner that a deep interest in the study is awakened at once.

MILNE'S ELEMENTS OF ALGEBRA . . . . . 60 cents

This book is intended to lay a sound foundation for more advanced work in the study. Some of the distinctive features are:—The easy and natural transition from arithmetical to algebraic processes; the large number and judicious selection of examples for practice; and the early introduction and practical use of the equation, which is made the keynote of the book.

MILNE'S HIGH SCHOOL ALGEBRA . . . . . \$1.00

This text-book provides a complete course for high schools and academies. It covers fully and clearly all the subjects required for entrance by any college or university in the United States. The subjects throughout the book are presented in such a manner that the pupil is led by natural and progressive steps to a clear comprehension of the principles of the science, and then receives a thorough drill in applying these principles in the solution of practical and representative problems.

MILNE'S ACADEMIC ALGEBRA . . . . . \$1.25

In this book, the treatment of the subject throughout is based upon the most modern presentation of the science. It meets fully the most exacting requirements of the entrance examinations of any college or university in the country. The natural method of mathematical teaching has been followed, the student being led to make the proper inferences, to express these inferences briefly and correctly, and to prove their truth by the method of deductive reasoning. The definitions are complete, yet clear and concise, and are in all cases fully illustrated. The examples are very numerous, and so graded that the more difficult ones may be omitted if desired, thus furnishing a briefer and easier course at the option of the teacher.

---

*Copies sent, prepaid, to any address on receipt of price by the Publishers:*

American Book Company

New York

Cincinnati

Chicago

# A Text-Book of Psychology

BY DANIEL PUTNAM, LL.D.

Professor of Psychology and Pedagogy in the Michigan State Normal College.

Cloth, 12mo. 300 pages. Price, \$1.00

---

This work is designed especially as a text-book for normal schools, high schools, and other secondary schools. It is also peculiarly adapted to the needs of Teachers' Reading Circles and of private students. The language employed is simple, direct, and readily understood by the ordinary student. It combines the best of both the new and the old in psychology. The existence of an entity which may properly be called the mind or soul is recognized. The vital importance of mental introspection, as the starting point in the study of the mind is emphasized. Physiological psychology, without being made unduly prominent, is treated with sufficient fulness to show the relation of body and mind, an appendix giving helpful suggestions for experiments in this line of research. The successive steps in the thinking or elaborative process are brought out with marked clearness and distinctness. The subject of the emotions receives more attention than is usually given to this important topic. A chapter is devoted to the subject of the moral nature and moral law, and the development of a disposition to right conduct. The book presents in the clearest and most concise manner, an adequate exposition of the principles of psychology.

---

*Copies of Putnam's Psychology will be sent to any address, postpaid, on receipt of the price.*

American Book Company

New York

• Cincinnati •

Chicago

(194)









UNIVERSITY OF CALIFORNIA LIBRARY  
BERKELEY

Return to desk from which borrowed.

This book is DUE on the last date stamped below.

7Feb'49ER

Aug2'50RF

29Aug'51M

15Aug51LL  
15Aug51LL

4Oct'56GB

REC'D LD

SEP 23 1956

3Mar'58HK

REC'D LD APR 14 1961

FEB 17 1958

MAR 11 1977 O V

8 OCT '58 AR  
april

REC. CIR. APR 10 '77

REC'D LD

SEP 24 1958

19Oct'58 PY

REC'D LD

OCT 5 1958

13Apr'61SS

LD 21-100m-9,'48(B399s16)476

SEP 30 1930  
SEP 18 1928

YB 16927



2031  
CG  
237512  
Clarke

